



***GLOBAL REPORT
ON TRAFFICKING IN
PERSONS 2022***

***Country profiles
South America***



UNODC

United Nations Office on Drugs and Crime



TABLE CONTENTS

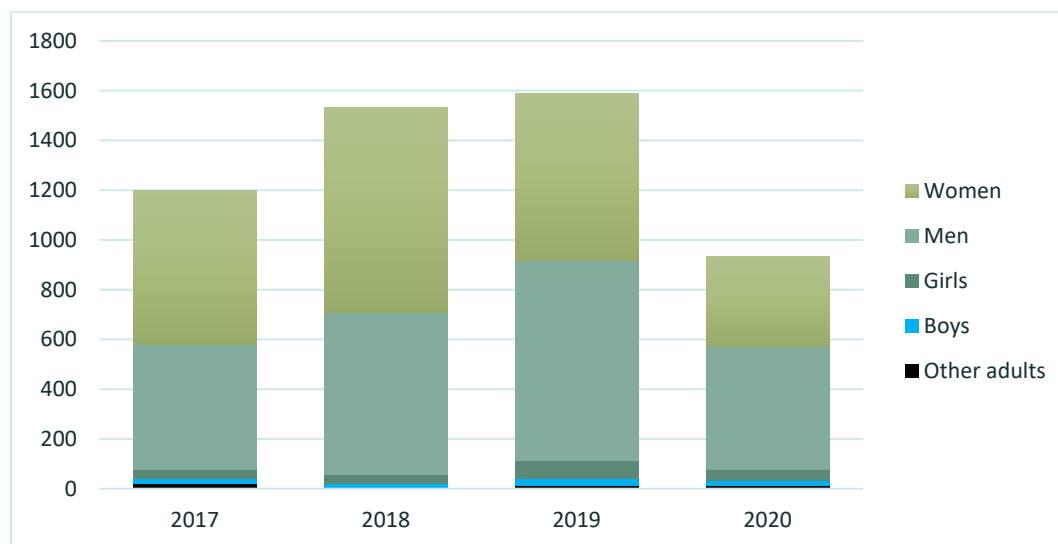
-Argentina-	2
- The Plurinational State of Bolivia -	5
- Brazil -	7
- Chile -	10
- Colombia -	14
- Ecuador -	18
- Guyana -	20
- Paraguay -	23
- Peru -	26
- Uruguay -	28

–Argentina–

Argentina ratified the UN Protocol to Prevent, Suppress and Punish Trafficking in Persons, Especially Women and Children in 2002. The current legislation on trafficking in persons in Argentina – Articles 1-5¹, 6-9² and 10-17³ of Ley 26.364 - Prevencion y Sancion De La Trata De Personas Y Asistenica a Sus Victimas– covers all forms of trafficking indicated in the Protocol.

Victims

Number of victims of trafficking in persons detected, by age and sex, 2017 – 2020*



	2017	2018	2019	2020
Women	619	825	671	362
Men	503	655	807	494
Other adults	19	<5	11	9
Girls	38	34	70	44
Boys	21	15	31	24

Source: Programa Nacional de Rescate y Acompañamiento a las Personas Damnificadas por el Delito de Trata, del Ministerio de Justicia y Derechos Humanos de la Nación.

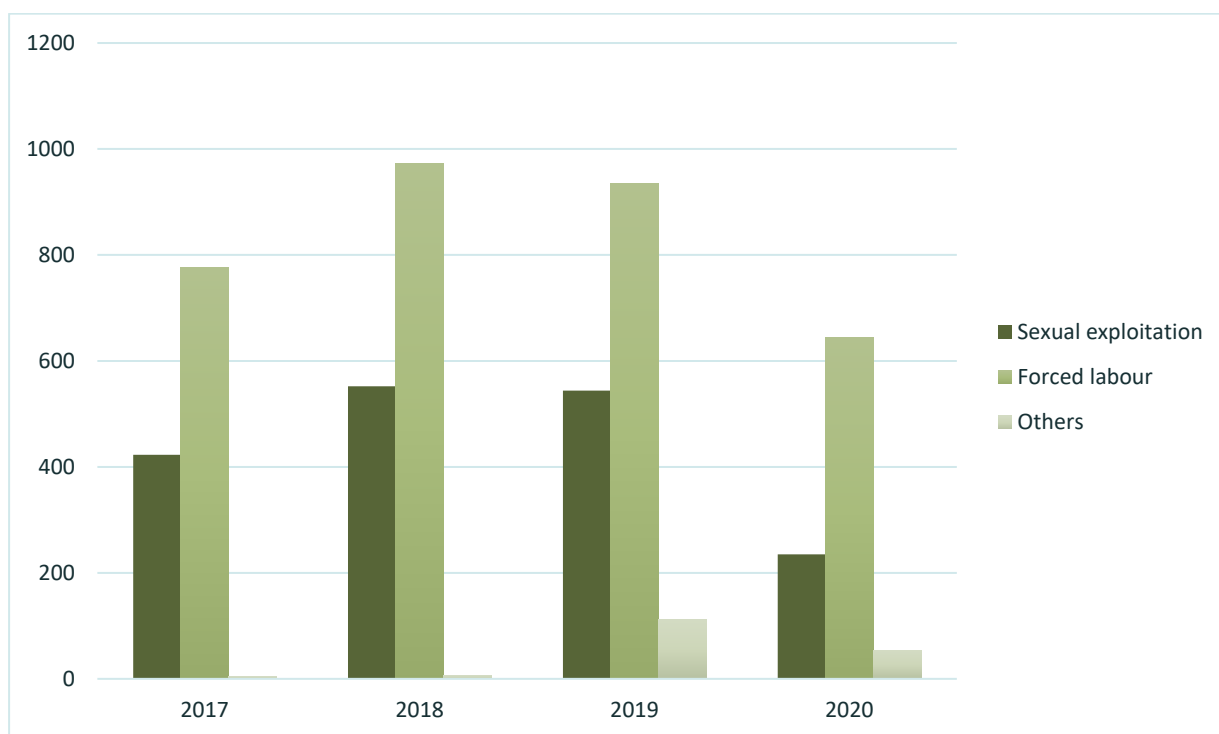
*Due to privacy reasons, figures below five were presented as “<5”.

¹ See [Sherloc database of legislation](#).

² See [Sherloc database of legislation](#).

³ See [Sherloc database of legislation](#).

Number of victims of trafficking in persons detected, by form of exploitation, 2017 –2020*



	2017	2018	2019	2020
Sexual exploitation	423	552	544	235
Forced labour	776	972	934	644
Others	<5	7	112	54

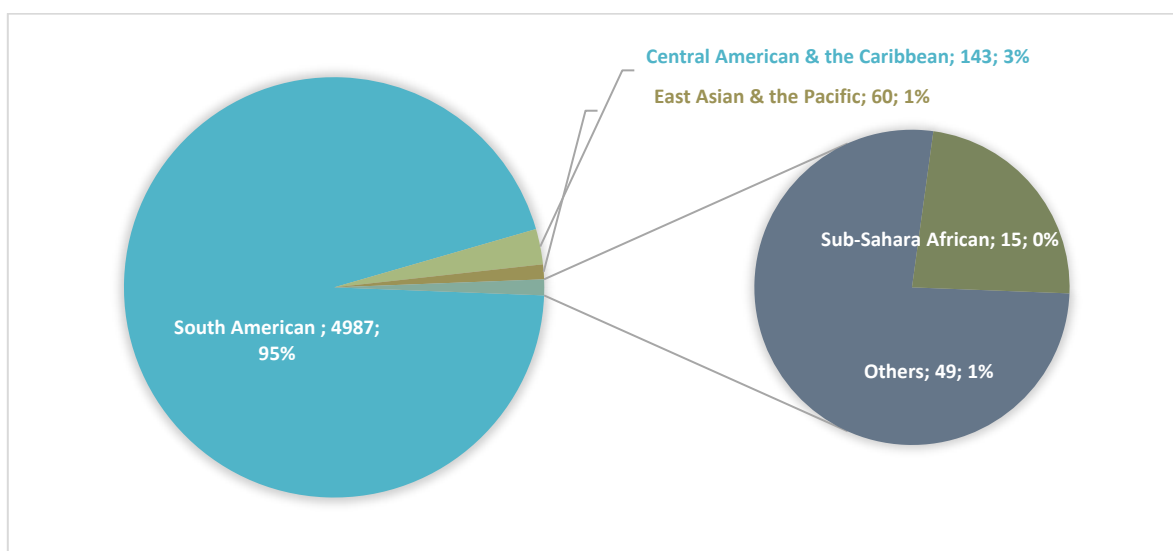
Source: Programa Nacional de Rescate y Acompañamiento a las Personas Damnificadas por el Delito de Trata, del Ministerio de Justicia y Derechos Humanos de la Nación.

*Due to privacy reasons, figures below five were presented as “<5”.

Among those victims of trafficking in persons for other purposes identified between 2017 and 2020 (178), 103 were trafficked for the purpose of servitude, 47 for unspecified purposes and 24 were victims of trafficking in persons for the purpose of forced marriage.

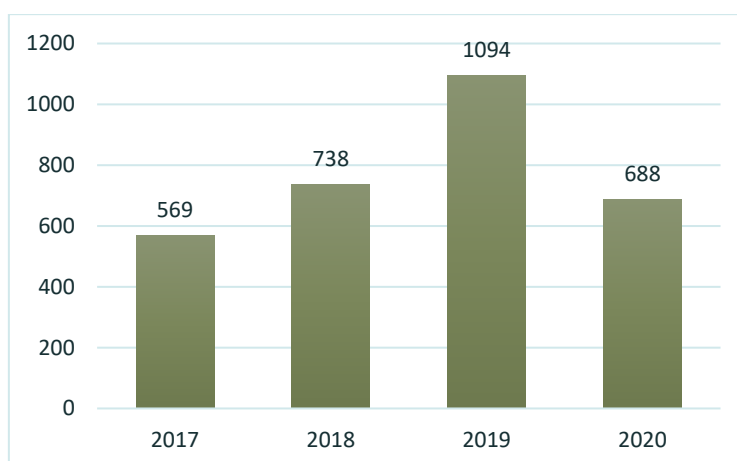
Source: Programa Nacional de Rescate y Acompañamiento a las Personas Damnificadas por el Delito de Trata, del Ministerio de Justicia y Derechos Humanos de la Nación.

Number of victims of trafficking in persons, by citizenship, 2017-2020



Source: Programa Nacional de Rescate y Acompañamiento a las Personas Damnificadas por el Delito de Trata, del Ministerio de Justicia y Derechos Humanos de la Nación.

Number of own citizens trafficked within domestic borders, 2017-2020



Source: Programa Nacional de Rescate y Acompañamiento a las Personas Damnificadas por el Delito de Trata, del Ministerio de Justicia y Derechos Humanos de la Nación.

Between 2017 and 2020, 18 Argentinian citizens were repatriated from other countries as victims of trafficking in persons.

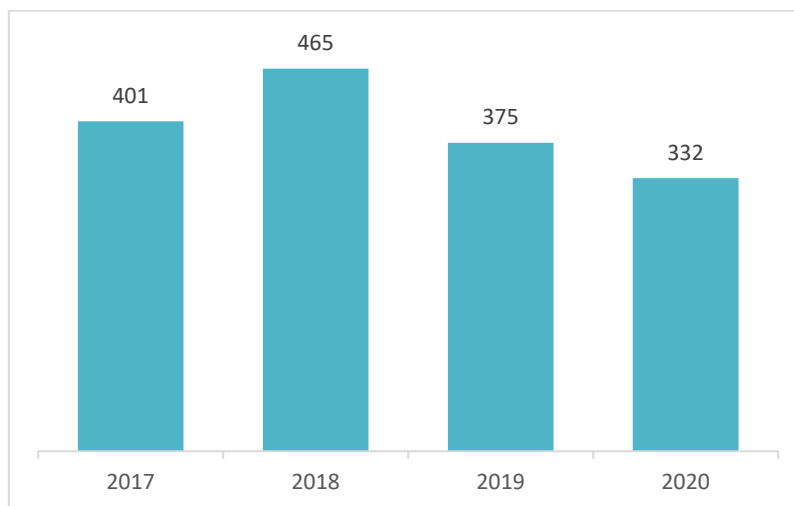
Source: Programa Nacional de Rescate y Acompañamiento a las Personas Damnificadas por el Delito de Trata, del Ministerio de Justicia y Derechos Humanos de la Nación.

- The Plurinational State of Bolivia -

Bolivia ratified the UN Trafficking in Persons Protocol in 2006. The current legislation on trafficking in persons in The Plurinational State of Bolivia⁴ - Article 281 bis of the Criminal Code - covers all forms of trafficking indicated in the UN Trafficking in Persons Protocol.

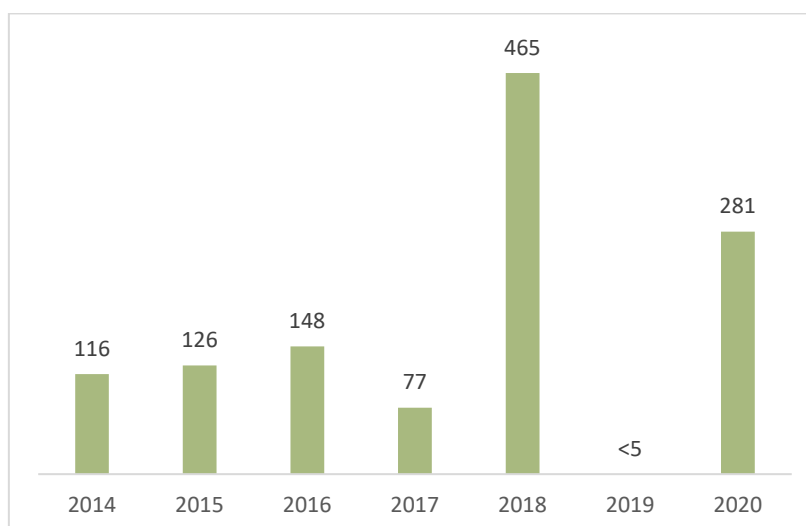
Investigations and suspects

Number of persons brought into formal contact with the police and/or criminal justice system because they have been suspected of, arrested for or cautioned for trafficking in persons, 2017 - 2020



Source: Informe de Ejecución de la Política Plurinacional de Lucha contra la Trata y Tráfico de Personas y Delitos Conexos de las gestiones 2017, 2018, 2019 y 2020.

Number of persons prosecuted for trafficking in persons, 2014 – 2020*

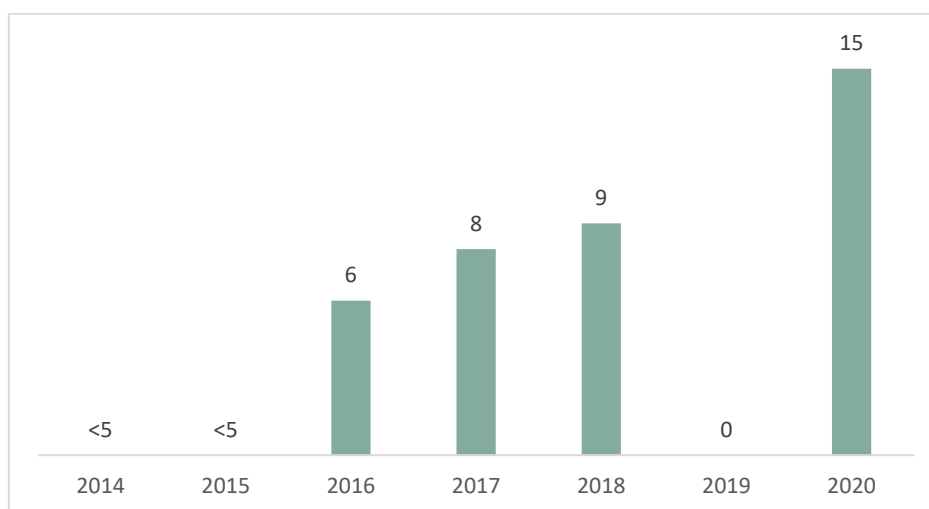


Source: Informe de Ejecución de la Política Plurinacional de Lucha contra la Trata y Tráfico de Personas y Delitos Conexos de las gestiones 2017, 2018, 2019 y 2020.

*Note: due to privacy concerns, figures below five are presented as “<5”.

⁴ See [Sherloc database of legislation](#).

Number of persons convicted of trafficking in persons, 2014 – 2020*

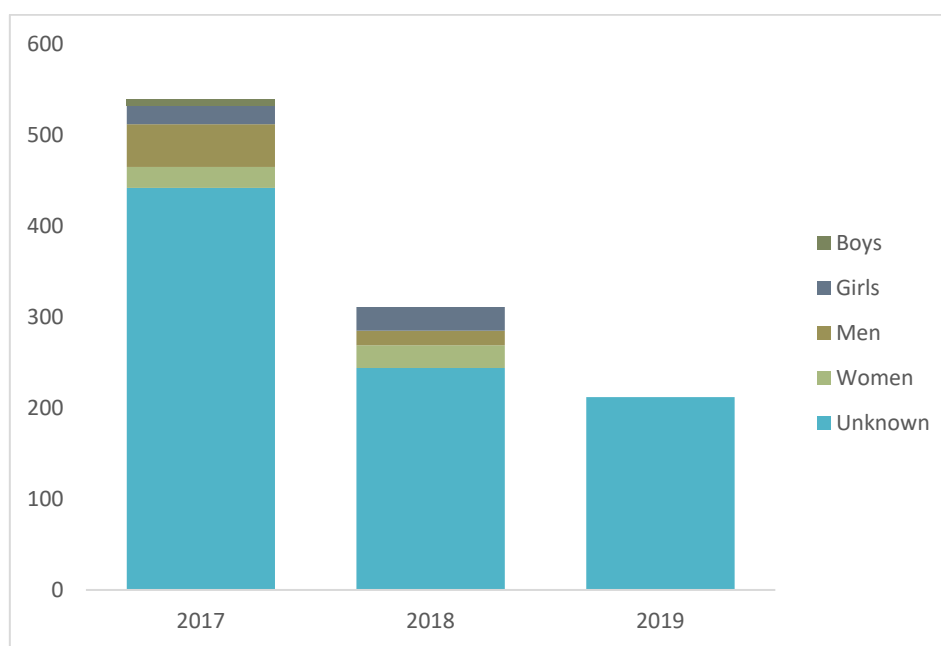


Source: Tribunal Supremo de Justicia.

*Data for 2019 were not available at the time of reporting. Note: due to privacy concerns, figures below five are presented as “<5”.

Victims

Number of victims of trafficking in persons detected, by age and sex, 2017 – 2019*



	2017	2018	2019
Boys	7	<5	
Girls	20	26	
Men	47	16	
Women	23	25	
Unknown	442	244	212

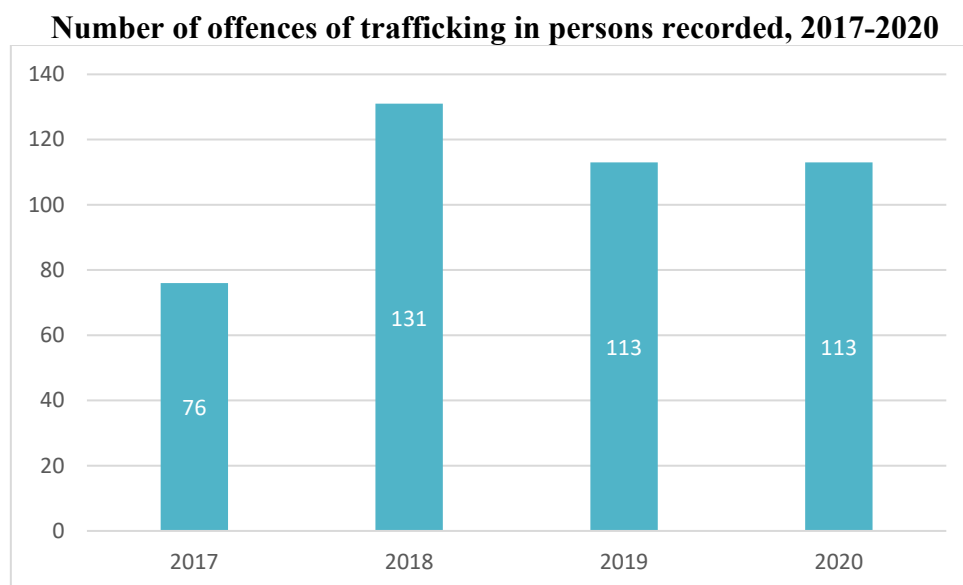
Source: Informe de Ejecución de la Política Plurinacional de Lucha contra la Trata y Tráfico de Personas y Delitos Conexos de las gestiones 2017, 2018, 2019 y 2020.

*Note: due to privacy concerns, figures below five are presented as “<5”.

– Brazil –

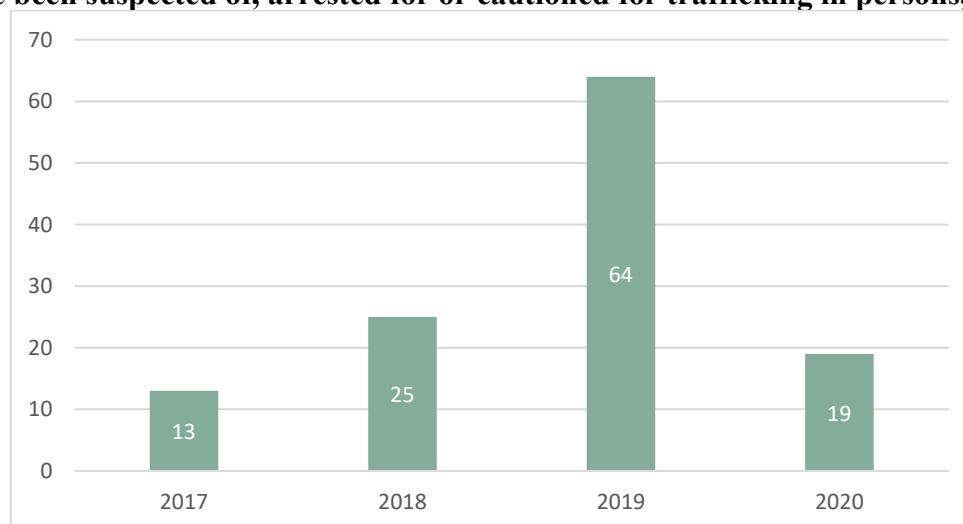
Brazil ratified the UN Protocol to Prevent, Suppress and Punish Trafficking in Persons, Especially Women and Children in 2004. The current legislation on trafficking in persons in Brazil⁵ – Article 149 and 149-A of the Penal Code (2016) – covers all forms of trafficking indicated in the Protocol.

Investigations and suspects



Source: Relatório Nacional sobre Tráfico de Pessoas.

Number of persons brought into formal contact with the police and/or criminal justice system because they have been suspected of, arrested for or cautioned for trafficking in persons, 2017-2020

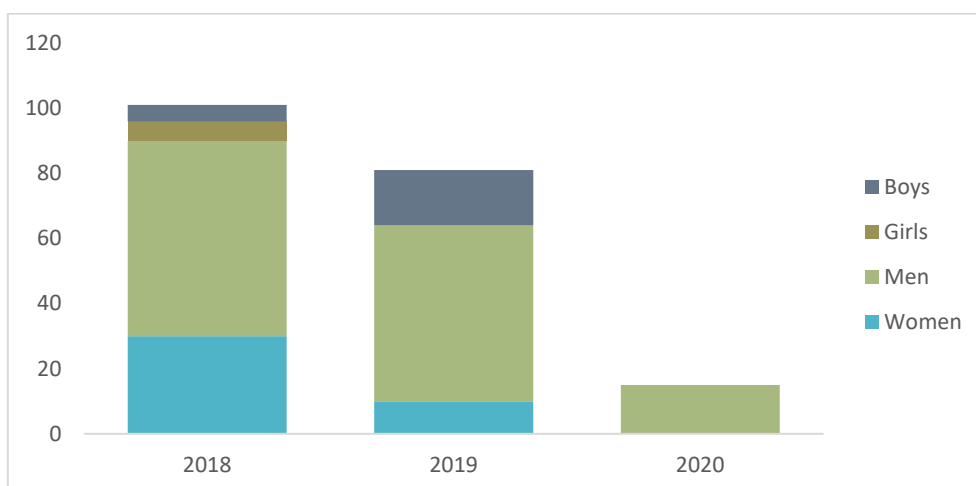


Source: Relatório Nacional sobre Tráfico de Pessoas.

Victims

⁵ See [Sherloc database of legislation](#).

Number of victims of trafficking in persons, by sex and age, 2018-2020*

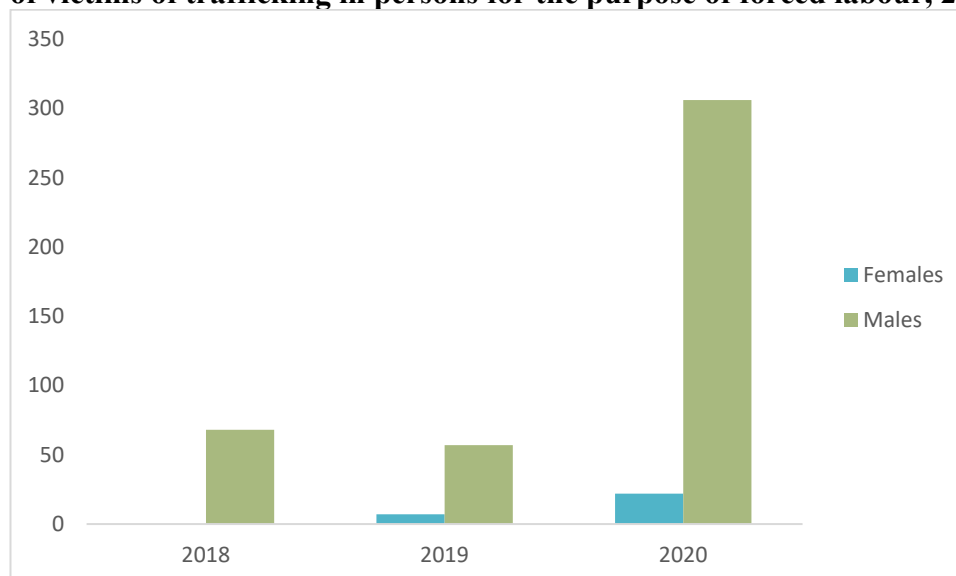


	2018	2019	2020
Women	30	10	<5
Men	60	54	15
Girls	6	<5	<5
Boys	5	17	0

Source: Relatório Nacional sobre Tráfico de Pessoas.

*Note: due to privacy concerns, figures below five are presented as “<5”.

Number of victims of trafficking in persons for the purpose of forced labour, 2018-2020*

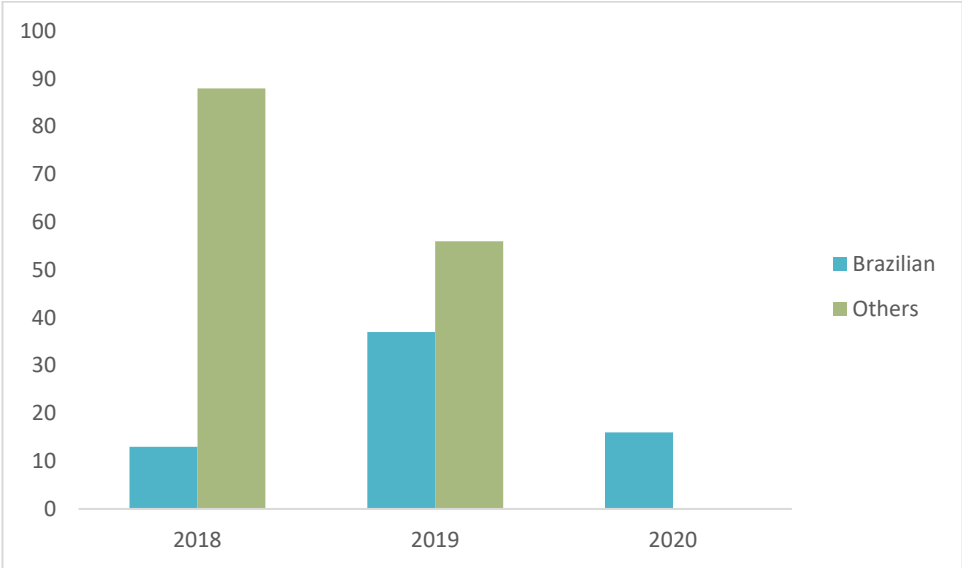


	2018	2019	2020
Females	<5	7	22
Males	68	57	306

Source: Relatório Nacional sobre Tráfico de Pessoas.

*Note: due to privacy concerns, figures below five are presented as “<5”.

Number of victims of trafficking in persons, by citizenship, 2018-2020*



	2018	2019	2020
Brazilian	13	37	16
Others	88	56	<5

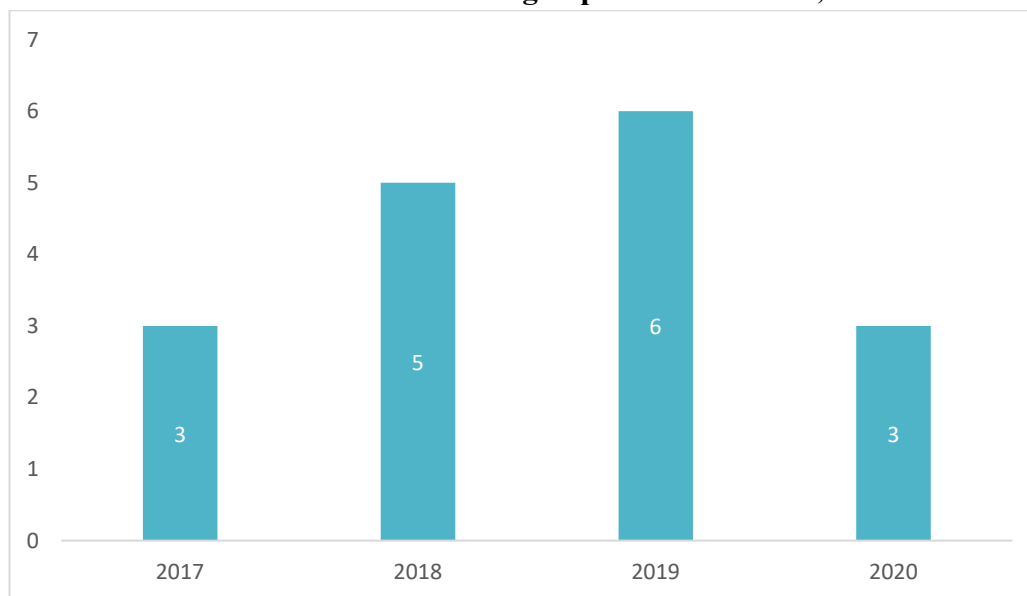
Source: Relatório Nacional sobre Tráfico de Pessoas.
 *Note: due to privacy concerns, figures below five are presented as “<5”.

– Chile –

Chile ratified the UN Protocol to Prevent, Suppress and Punish Trafficking in Persons, Especially Women and Children in 2004. The current legislation on trafficking in persons in Chile⁶ – Article 411 of the Penal Code – covers all forms of trafficking indicated in the Protocol.

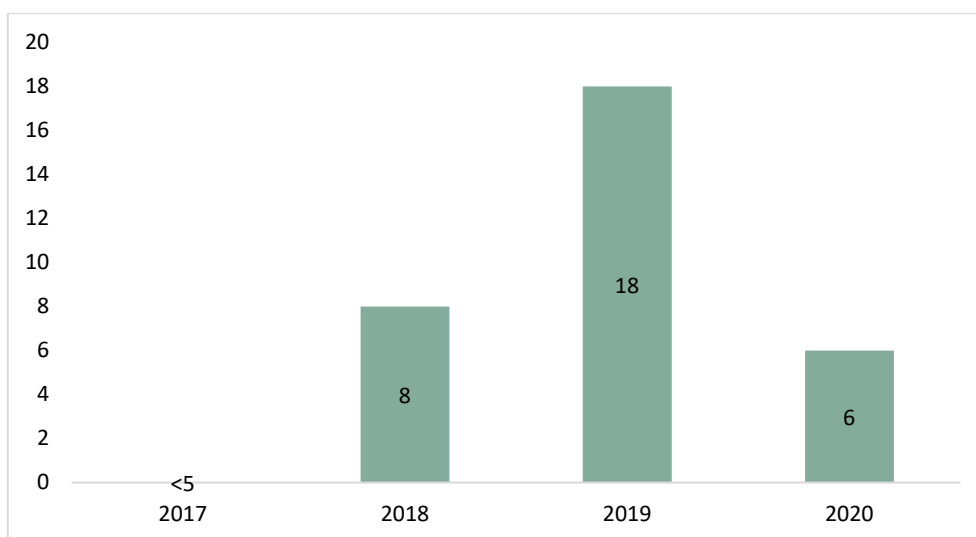
Investigations and suspects

Number of offences of trafficking in persons recorded, 2017-2020



Source: Ministerio Público de Chile.

Number of persons brought into formal contact with the police and/or criminal justice system because they have been suspected of, arrested for or cautioned for trafficking in persons, 2017-2020*

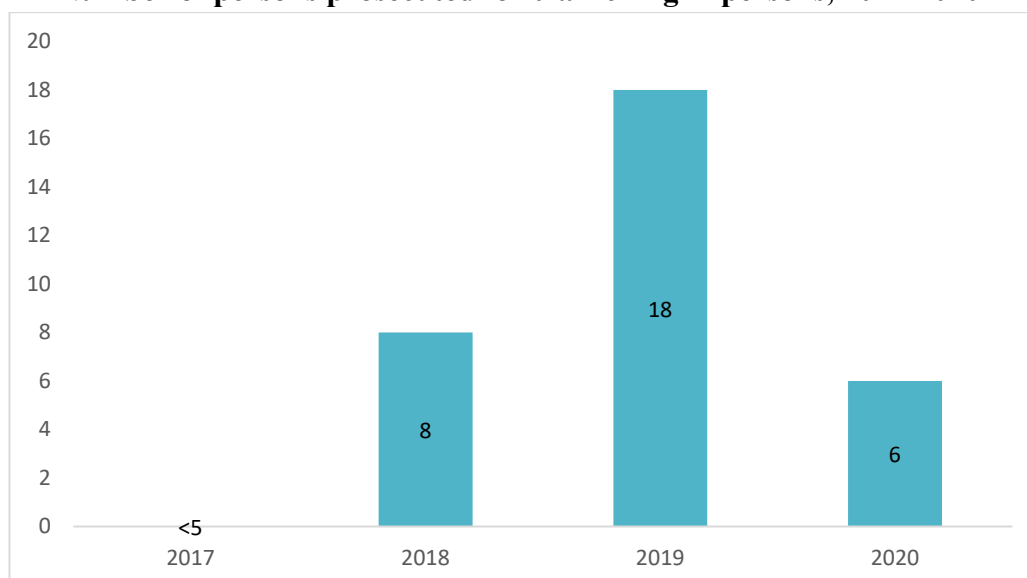


Source: Policía de Investigaciones de Chile y Carabineros de Chile.

*Note: due to privacy concerns, figures below five are presented as “<5”.

⁶ See [Sherloc database of legislation](#).

Number of persons prosecuted for trafficking in persons, 2017-2020*



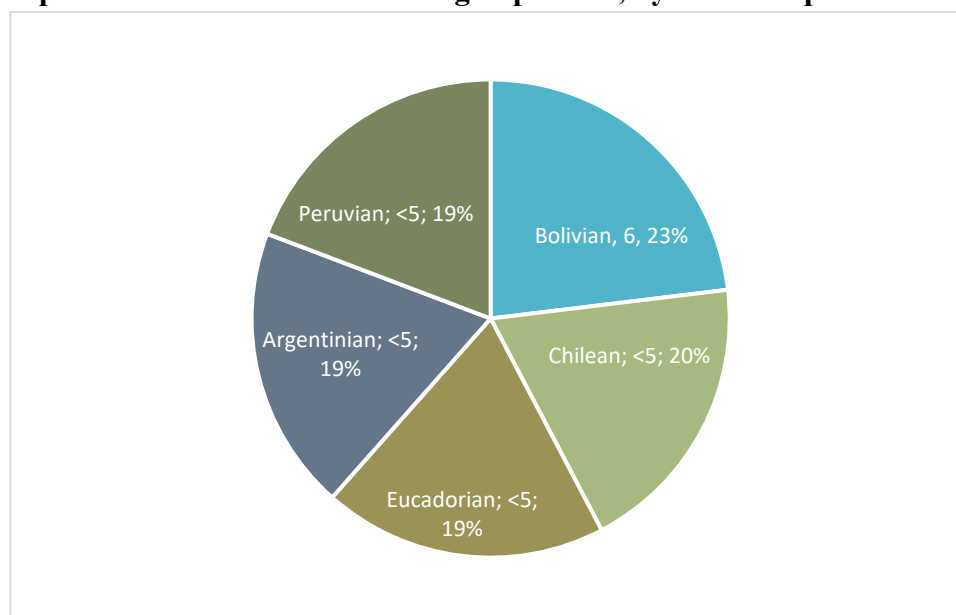
Source: Policía de Investigaciones de Chile y Carabineros de Chile.

*Note: due to privacy concerns, figures below five are presented as “<5”.

Between 2017 and 2020, there were 13 persons convicted of trafficking in persons. In the reporting period, seven persons were convicted of trafficking in persons for the purpose of sexual exploitation, and six for trafficking in persons for the purpose of forced labour. The offenders convicted were all adults.

Source: Policía de Investigaciones de Chile, Carabineros de Chile y Ministerio Público de Chile.

Number of persons convicted of trafficking in persons, by citizenship 2017-2020* (tot: 13)

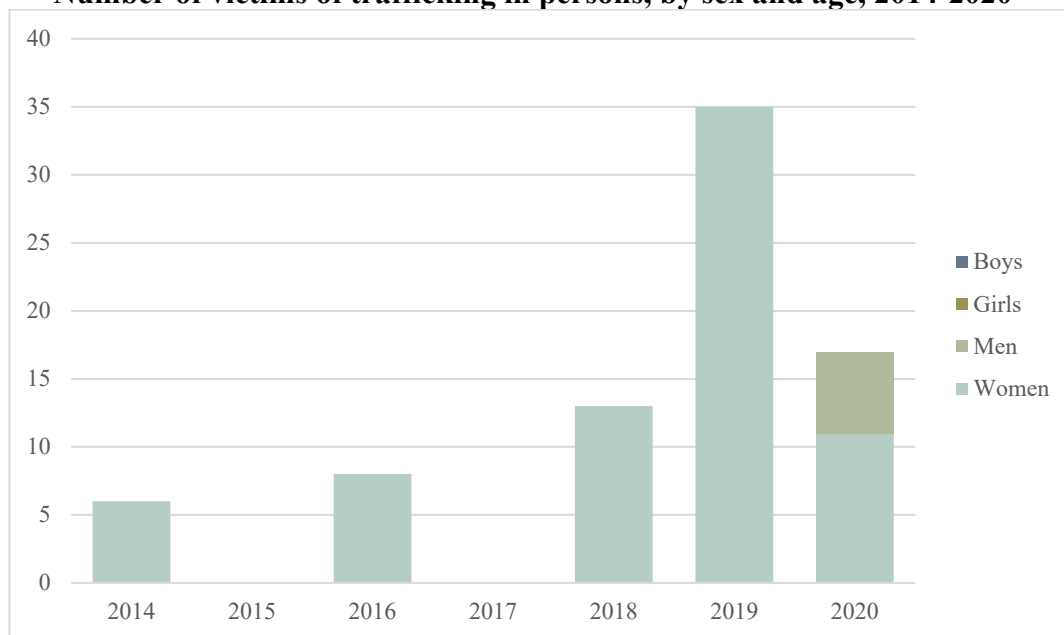


Source: Policía de Investigaciones de Chile y Carabineros de Chile.

*Note: due to privacy concerns, figures below five are presented as “<5”.

Victims

Number of victims of trafficking in persons, by sex and age, 2014-2020*

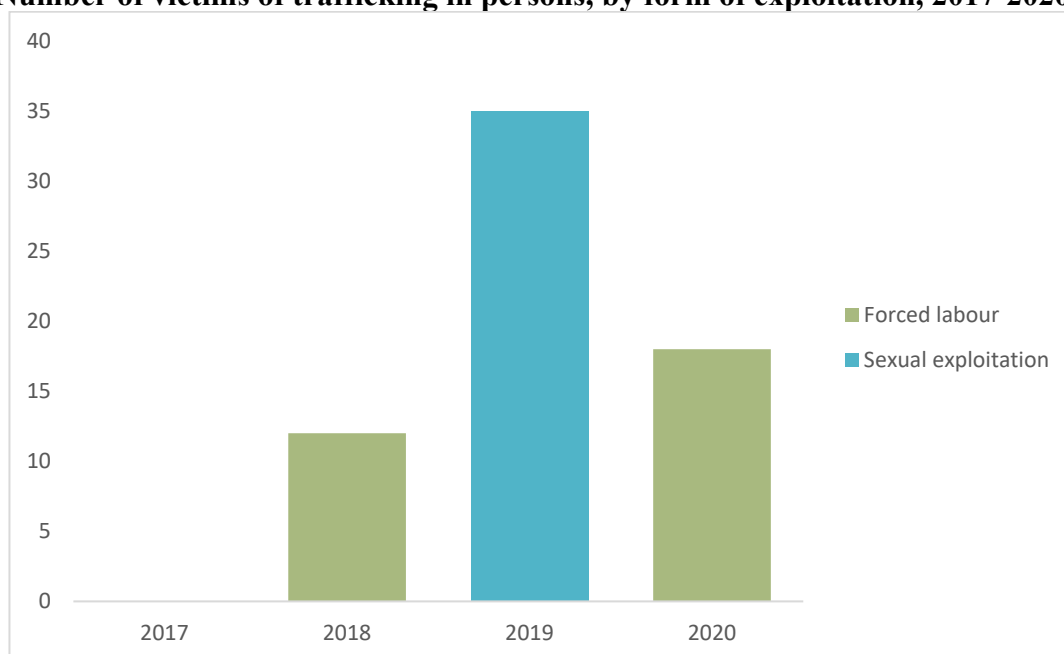


	2014	2015	2016	2017	2018	2019	2020
Women	6	<5	8	<5	13	35	11
Men	0	0	<5	<5	<5	0	6
Girls	0	<5	<5	<5	<5	<5	<5
Boys	<5	0	<5	0	0	0	0

Source: Policía de Investigaciones de Chile y Carabineros de Chile.

*Note: due to privacy concerns, figures below five are presented as "<5".

Number of victims of trafficking in persons, by form of exploitation, 2017-2020*

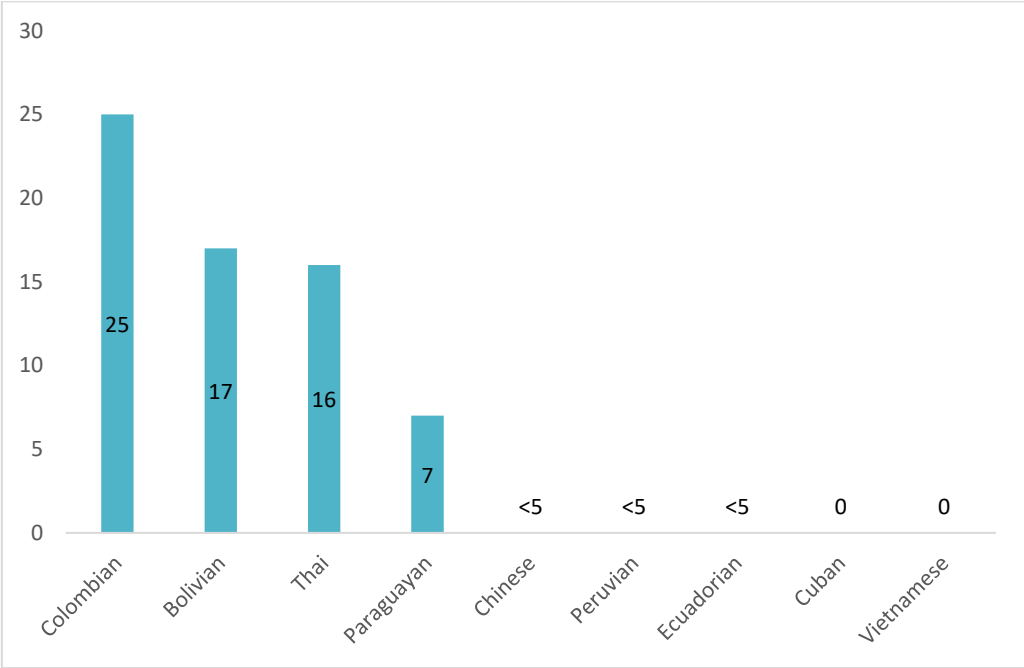


	2017	2018	2019	2020
Sexual exploitation	<5	<5	35	0
Forced Labor	<5	12	<5	18

Source: Policía de Investigaciones de Chile y Carabineros de Chile.

*Note: due to privacy concerns, figures below five are presented as "<5".

Number of foreign victims of trafficking in persons, by citizenship, 2017-2020* (tot:77)



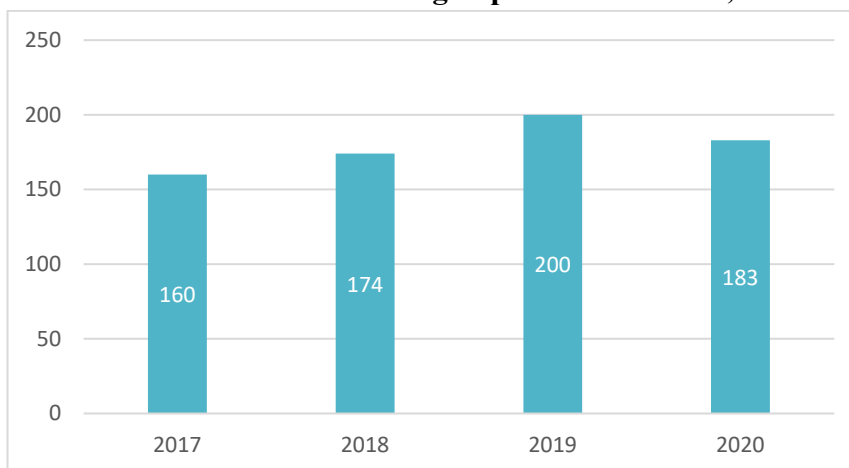
Source: Policía de Investigaciones de Chile y Carabineros de Chile.
*Note: due to privacy concerns, figures below five are presented as “<5”.

– Colombia –

Colombia ratified the UN Protocol to Prevent, Suppress and Punish Trafficking in Persons, Especially Women and Children in 2004. The current legislation on trafficking in persons in Colombia⁷ – Articles 141, 141A, 141B, 188A, 188B, 188C, and 188D of the Penal Code – covers all forms of trafficking indicated in the Protocol.

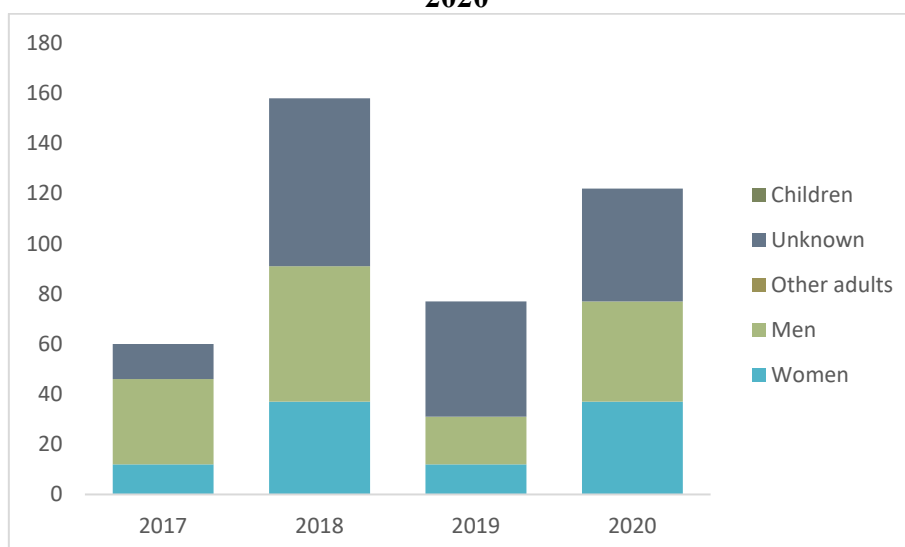
Investigations and suspects

Number of offences of trafficking in persons recorded, 2017-2020



Source: Sistema de información gestión de casos de la Fiscalía General de la Nación SPOA.

Number of persons prosecuted for trafficking in persons and related offences, by sex and age, 2017-2020*



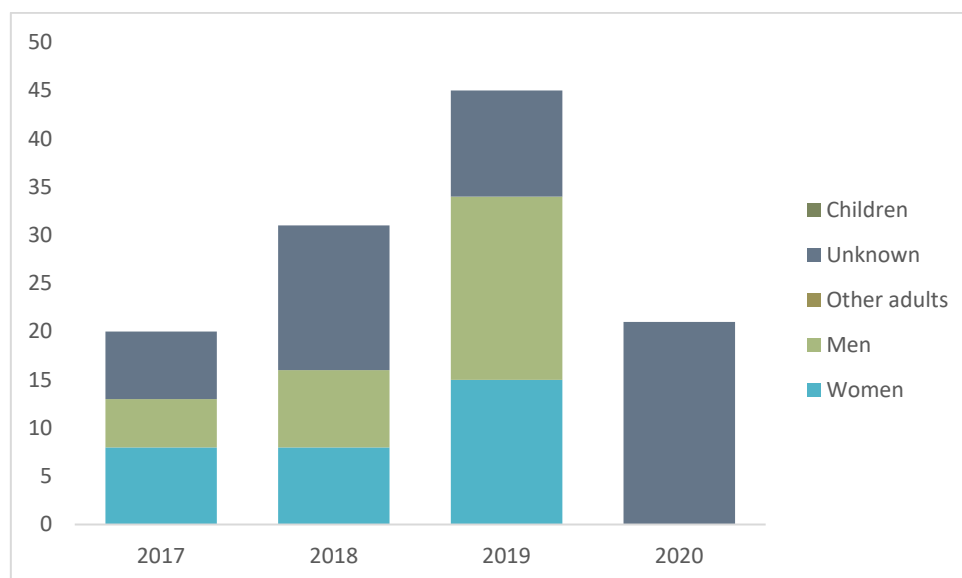
	2017	2018	2019	2020
Women	12	37	12	37
Men	34	54	19	40
Other adults	<5	<5	0	0
Unknown	14	67	46	45
Children	<5	<5	<5	<5

Source: Sistema de información gestión de casos de la Fiscalía General de la Nación SPOA.

*Note: due to privacy concerns, figures below five are presented as “<5”.

⁷ See [Sherloc database of legislation](#).

Number of persons convicted of trafficking in persons, by sex and age, 2017-2020*



	2017	2018	2019	2020
Women	8	8	15	<5
Men	5	8	19	0
Other adults	<5	<5	0	0
Unknown	7	15	11	21
Children	<5	<5	<5	<5

Source: Sistema de información gestión de casos de la Fiscalía General de la Nación SPOA.

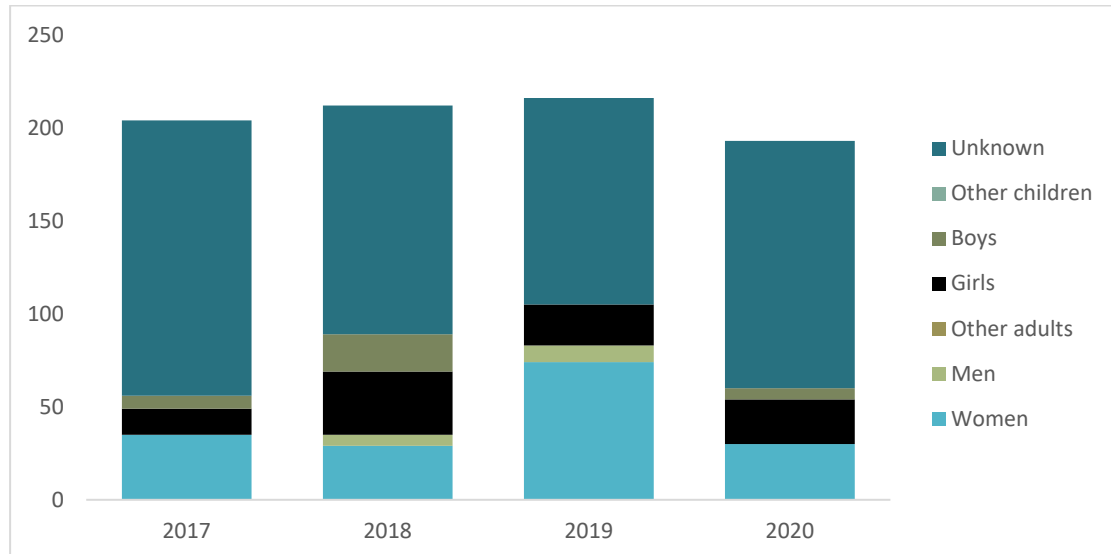
*Note: due to privacy concerns, figures below five are presented as “<5”.

Between 2017 and 2020, 24 persons were convicted of trafficking in persons for the purpose of sexual exploitation, six persons were convicted of trafficking in persons for the purpose of forced labour, and less than five persons were convicted of trafficking in persons for the purpose of forced begging.

Between 2017 and 2020, 124 persons convicted of trafficking in persons were Colombian citizens. Less than five persons were citizens of Venezuela and Ecuador.

Source: Sistema de información gestión de casos de la Fiscalía General de la Nación SPOA.

Number of victims of trafficking in persons detected, by age and sex, 2017 – 2020*

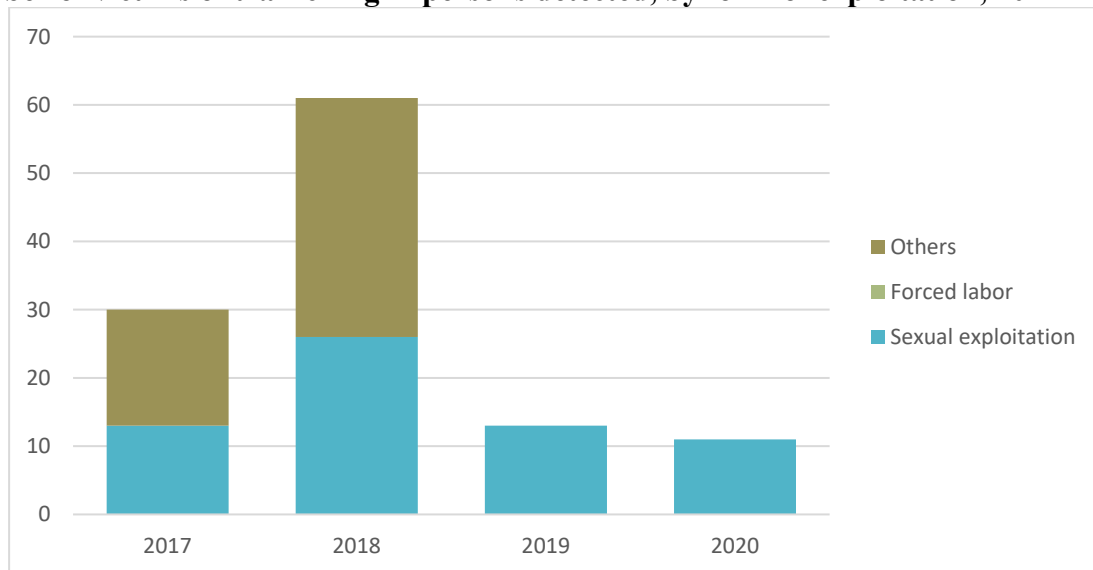


	2017	2018	2019	2020
Women	35	29	74	30
Men	<5	6	9	<5
Other adults	<5	0	0	<5
Girls	14	34	22	24
Boys	7	20	<5	6
Other Children	0	0	0	<5
Unknown	148	123	111	133

Source: Sistema de información gestión de casos de la Fiscalía General de la Nación SPOA.

*Note: due to privacy concerns, figures below five are presented as “<5”.

Number of victims of trafficking in persons detected, by form of exploitation, 2017 – 2020*

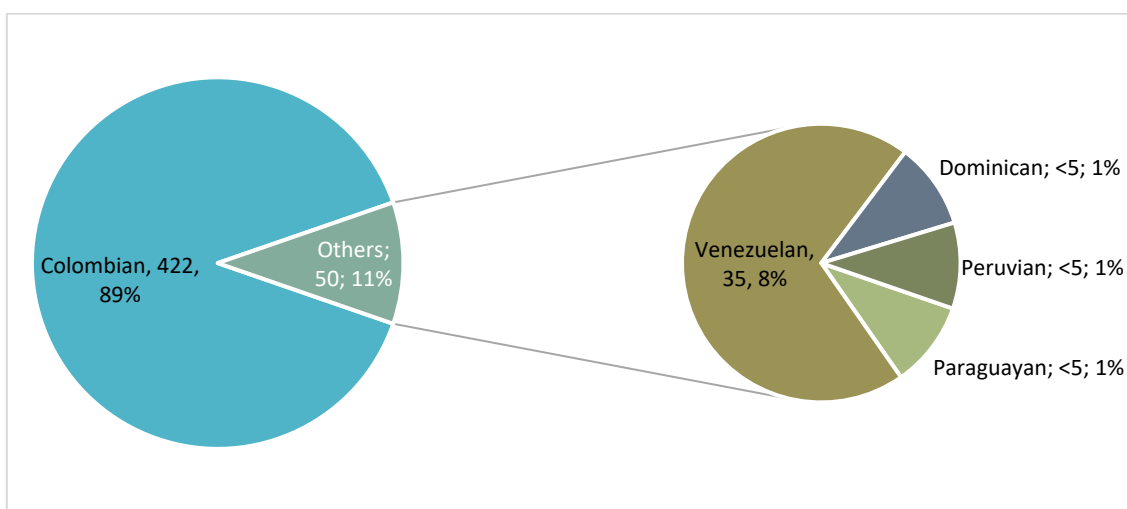


	2017	2018	2019	2020
Sexual exploitation	13	26	13	11
Forced labor	<5	<5	<5	0
Others	17	35	<5	<5

Source: Sistema de información gestión de casos de la Fiscalía General de la Nación SPOA.

*Note: due to privacy concerns, figures below five are presented as “<5”. The number of victims reported in the SPOA system may be lower than the total number of victims of the crime of trafficking in persons (art. 188A)

Number of victims of trafficking in persons detected, by citizenship, 2017-2020* (tot: 472)



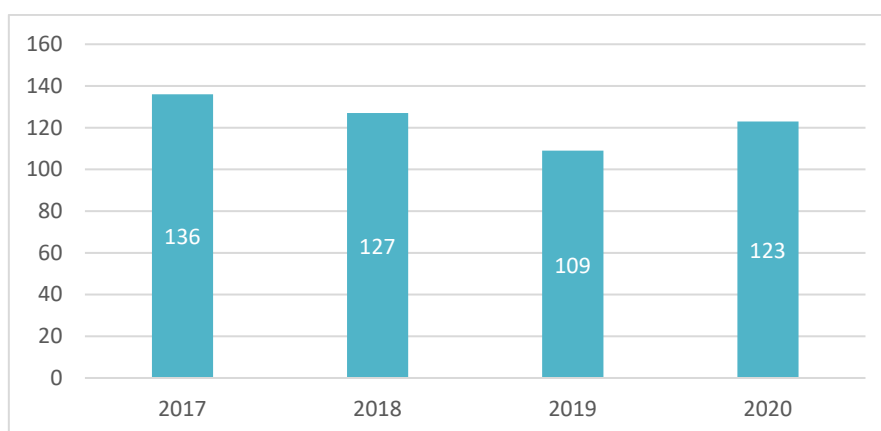
Source: Sistema de información gestión de casos de la Fiscalía General de la Nación SPOA.

*Note: due to privacy concerns, figures below five are presented as “<5”.

In 2020, 72 persons identified as victims of trafficking in persons were Colombian citizens, and less than five persons were citizens of Venezuela and Peru.

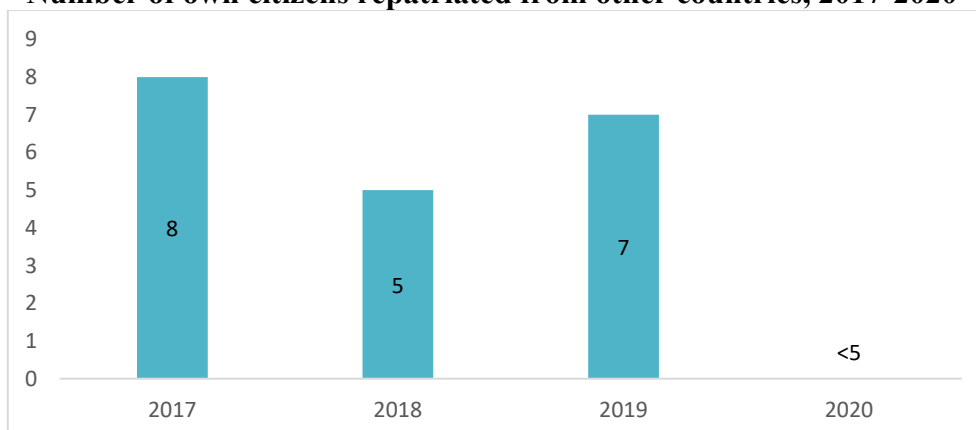
Source: Sistema de información gestión de casos de la Fiscalía General de la Nación SPOA.

Number of own citizens trafficked domestically, 2017-2020



Source: Sistema de información gestión de casos de la Fiscalía General de la Nación SPOA.

Number of own citizens repatriated from other countries, 2017-2020*



Source: Sistema de información gestión de casos de la Fiscalía General de la Nación SPOA.

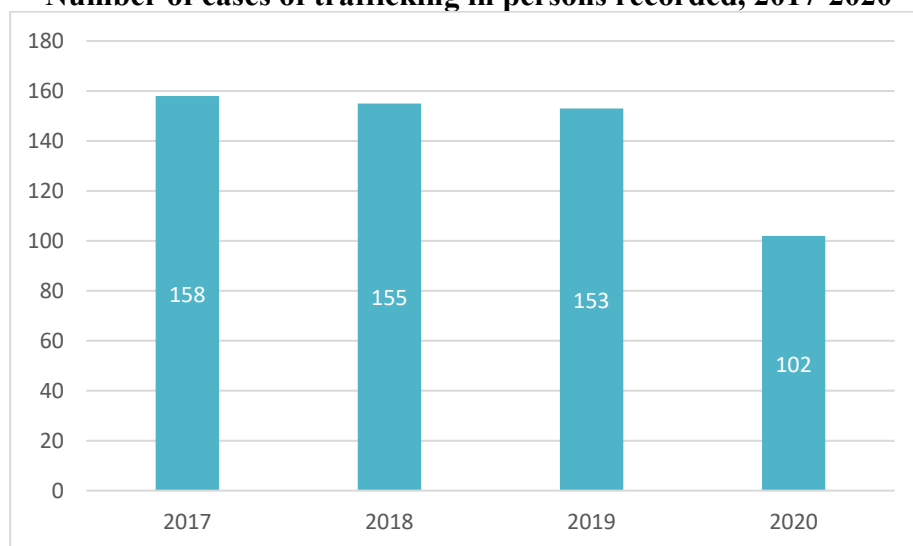
*Note: due to privacy concerns, figures below five are presented as “<5”.

– Ecuador –

Ecuador ratified the UN Protocol to Prevent, Suppress and Punish Trafficking in Persons, Especially Women and Children in 2002. The current legislation on trafficking in persons in Ecuador – Article 91⁸ of the Código Organico Integral Penal as amended by the Reform to the Ley Orgánica de Movilidad Humana – covers all forms of trafficking indicated in the Protocol.

Investigations and suspects

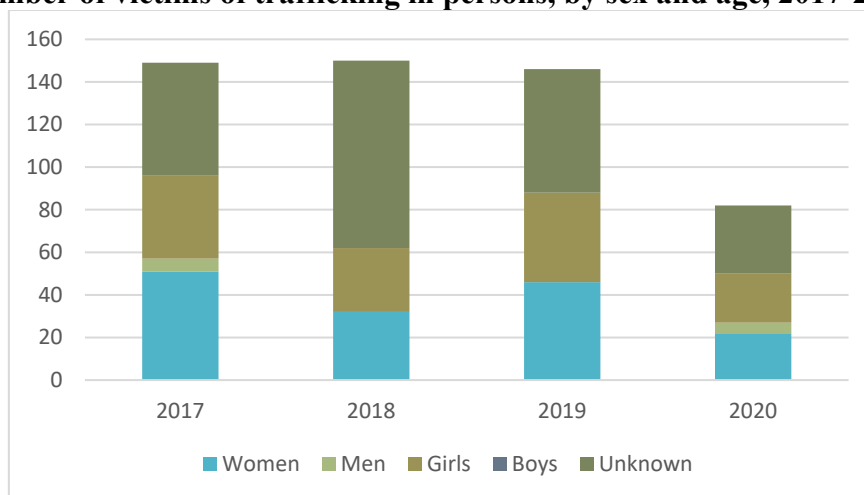
Number of cases of trafficking in persons recorded, 2017-2020



Source: Fiscalía General del Estado.

Victims

Number of victims of trafficking in persons, by sex and age, 2017-2020*



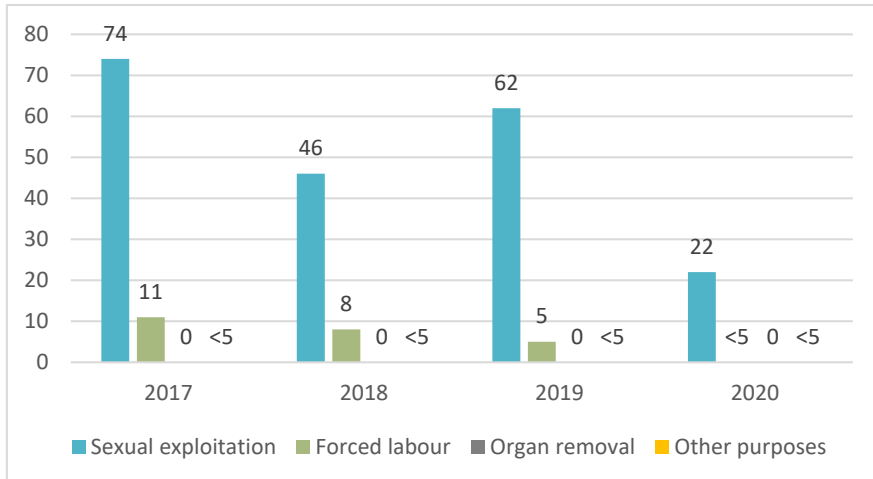
	2017	2018	2019	2020
Women	51	32	46	22
Men	6	<5	<5	5
Girls	39	30	42	23
Boys	<5	<5	<5	<5
Unknown	53	88	58	32

Source: Fiscalía General del Estado.

*Due to privacy reasons, figures below five were presented as “<5”.

⁸ See [Sherloc database of legislation](#).

Number of victims of trafficking in persons, by form of exploitation, 2017-2020*

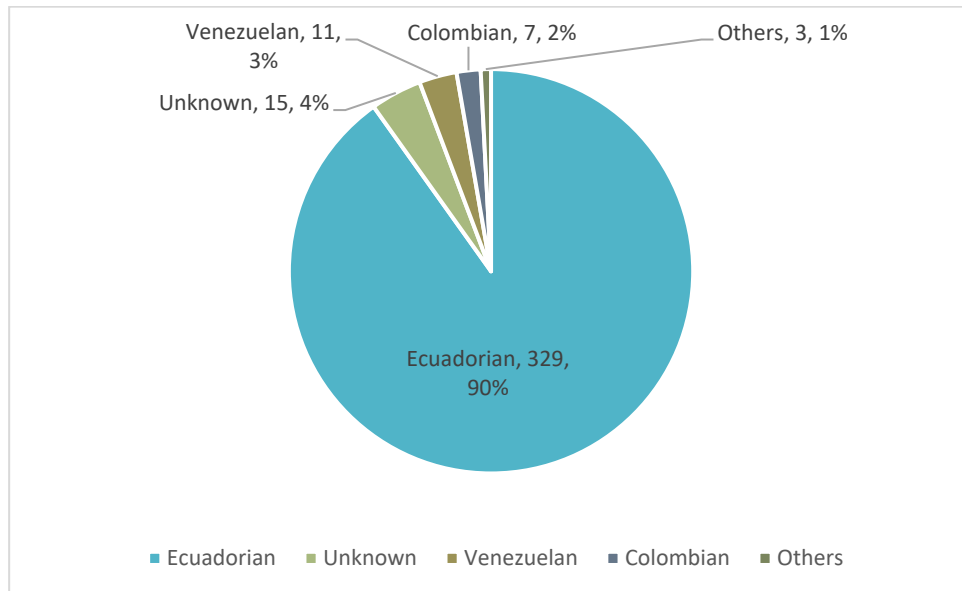


	2017	2018	2019	2020
Sexual exploitation	74	46	62	22
Forced labour	11	8	5	<5
Other purposes	<5	<5	<5	<5

Source: Fiscalía General del Estado.

*Due to privacy reasons, figures below five were presented as “<5”.

Number of victims of trafficking in persons, by citizenship, 2017-2020* (tot: 365)



Source: Fiscalía General del Estado.

*Due to privacy reasons, figures below five were presented as “<5”.

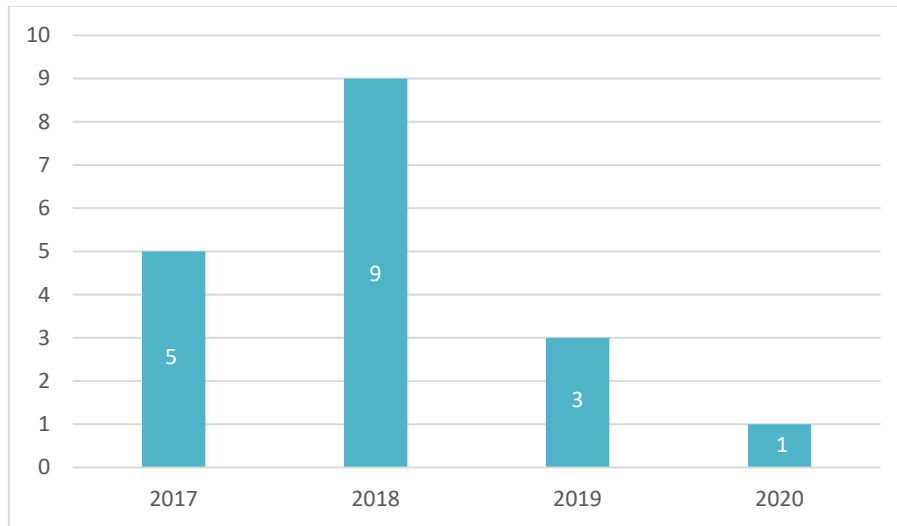
– Guyana –

Guyana acceded to the UN Protocol to Prevent, Suppress and Punish Trafficking in Persons, Especially Women and Children in 2004. The current legislation on trafficking in persons in Guyana – the Combating Trafficking in Persons Act (2005) – covers all forms of trafficking indicated in the Protocol.⁹

Investigations and suspects

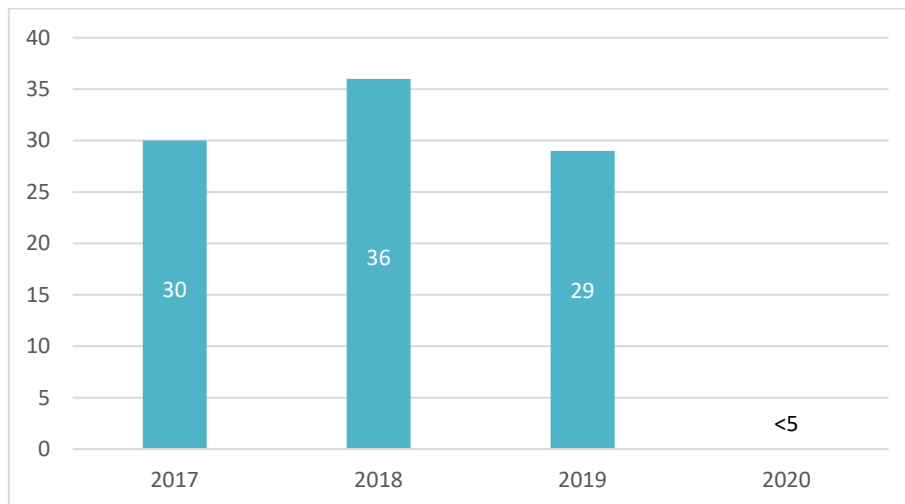
Between 2017 and 2020, national authorities recorded 18 new prosecuted cases of trafficking in persons.

Number of new prosecutions, 2017-2020



Source: National authorities of Guyana.

Number of persons brought into formal contact with the police and/or criminal justice system because they have been suspected of, arrested for or cautioned for trafficking in persons, 2017-2020*

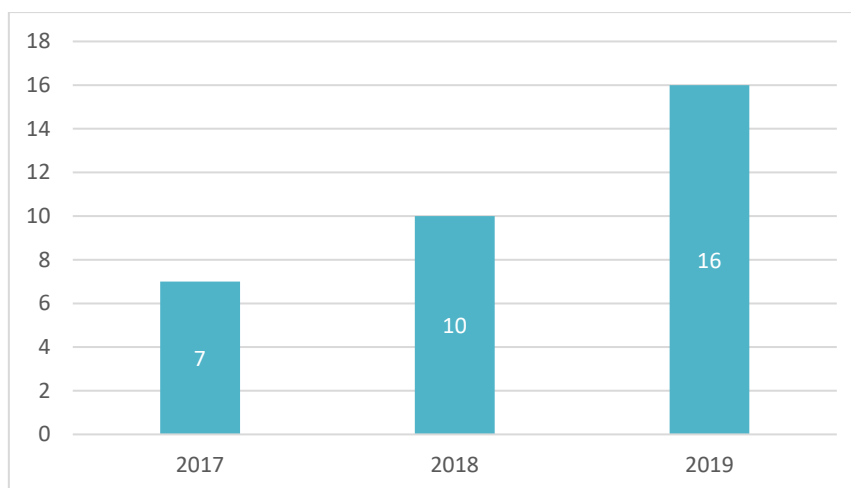


Source: Ministry of Home Affairs, Ministerial Taskforce on Trafficking in Persons.

* Due to privacy reasons, figures below five were presented as "<5".

⁹ See [Sherloc database of legislation](#).

Number of persons prosecuted for trafficking in persons, 2017-2020



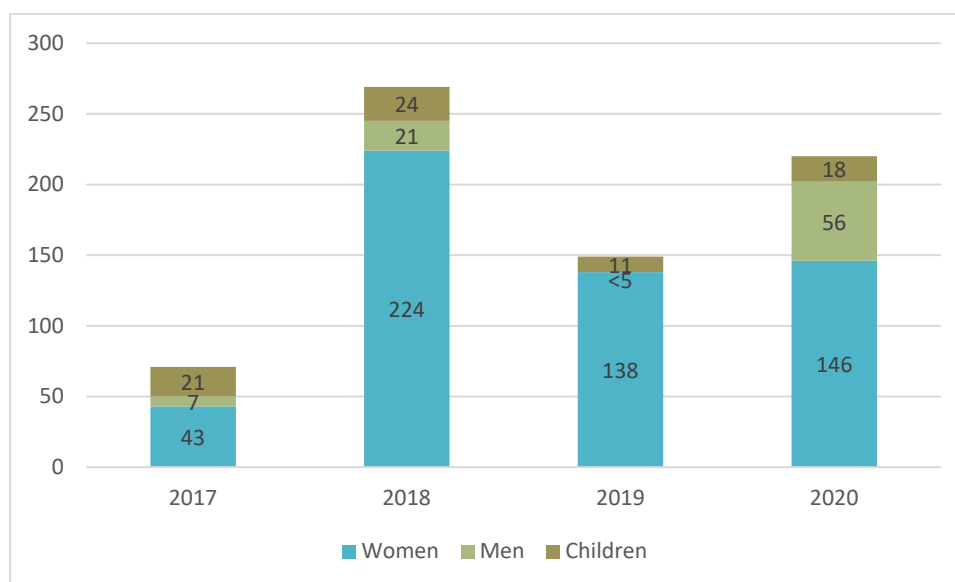
Source: Ministry of Home Affairs: Ministerial Taskforce on Trafficking in Persons.

Between 2009 and 2021, 13 persons were convicted of trafficking in persons, including eight females, less than five males and less than five persons of unspecified gender. Between 2017 and 2020, four offenders were convicted of trafficking in persons, all charges related to trafficking in persons for the purpose of sexual exploitation. Offenders were men and women of Guyanese citizenship.

Source: Ministry of Home Affairs: Ministerial Taskforce on Trafficking in Persons.

Victims

Number of victims of trafficking in persons, by sex and age, 2017-2020*

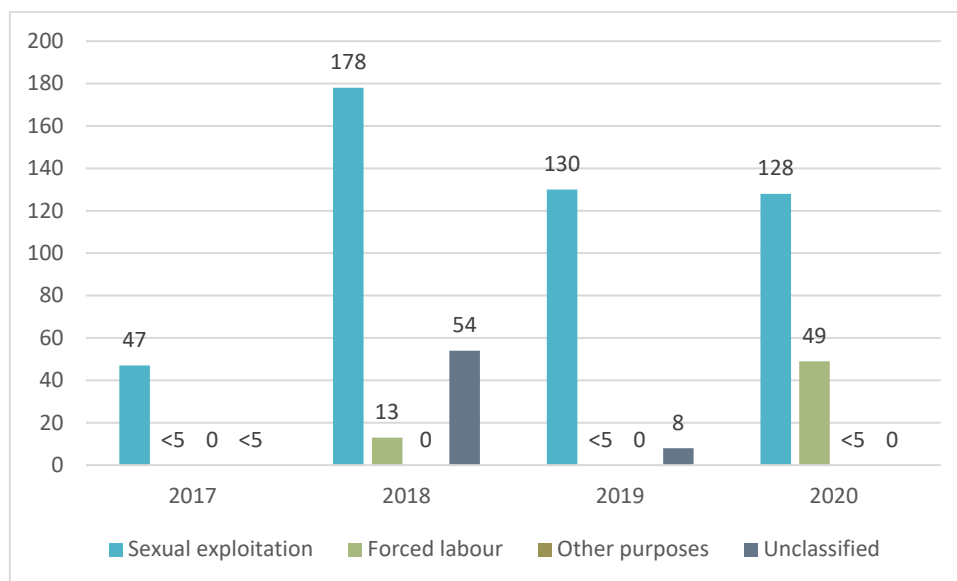


	2017	2018	2019	2020
Women	43	224	138	146
Men	7	21	<5	56
Children	21	24	11	18

Source: Ministry of Home Affairs: Ministerial Taskforce on Trafficking in Persons.

* Due to privacy reasons, figures below five were presented as "<5".

Number of victims of trafficking in persons, by form of exploitation, 2017-2020*

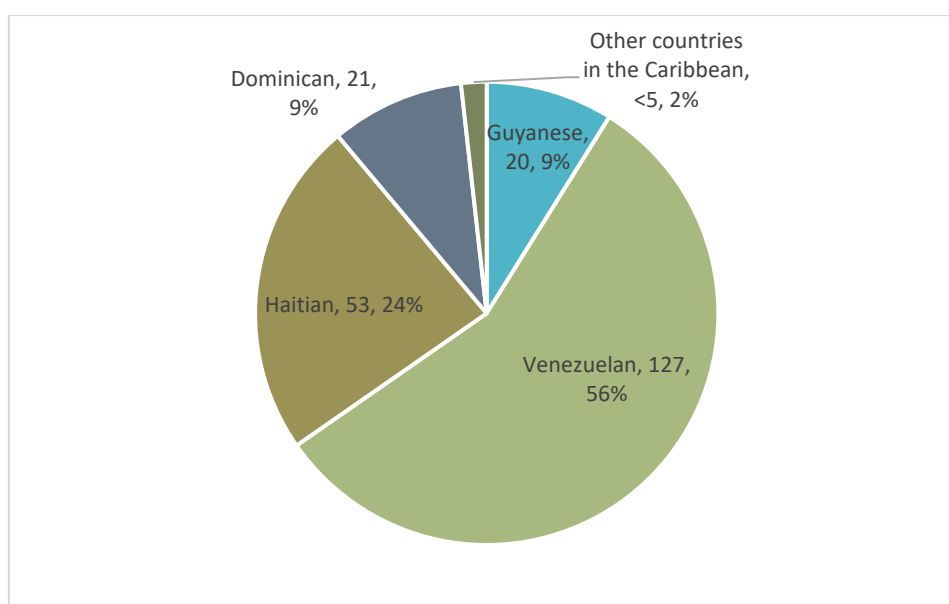


	2017	2018	2019	2020
Sexual exploitation	47	178	130	128
Forced labour	<5	13	<5	49
Other purposes	0	0	0	<5
Unclassified	<5	54	8	0

Source: National authorities of Guyana.

* Due to privacy reasons, figures below five were presented as "<5".

Number of victims of trafficking in persons, by citizenship, 2020*



Source: Ministry of Home Affairs: Ministerial Taskforce on Trafficking in Persons.

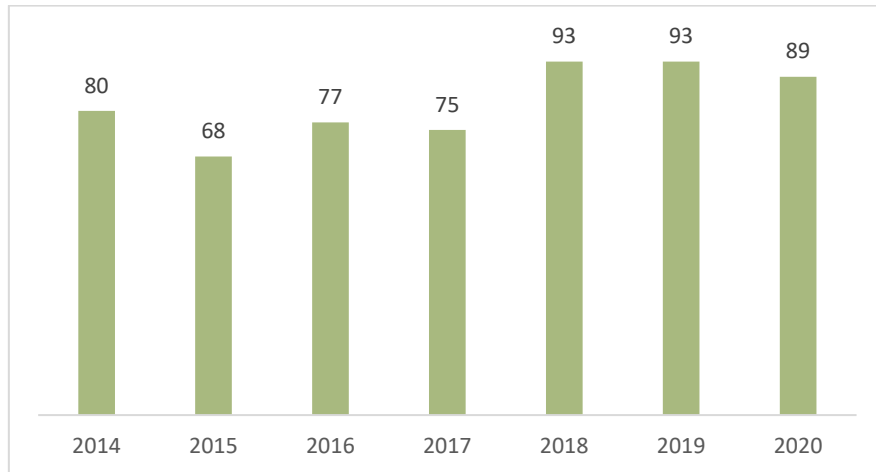
* Due to privacy reasons, figures below five were presented as "<5".

- Paraguay -

Paraguay ratified the UN Trafficking in Persons Protocol in 2004. The current legislation on trafficking in persons in Paraguay - Art. 5 of the Comprehensive Law 4788/12 against Trafficking in Persons and Art. 8 of the Comprehensive Law 4788/12 - covers all forms of trafficking indicated in the UN Trafficking in Persons Protocol.¹⁰

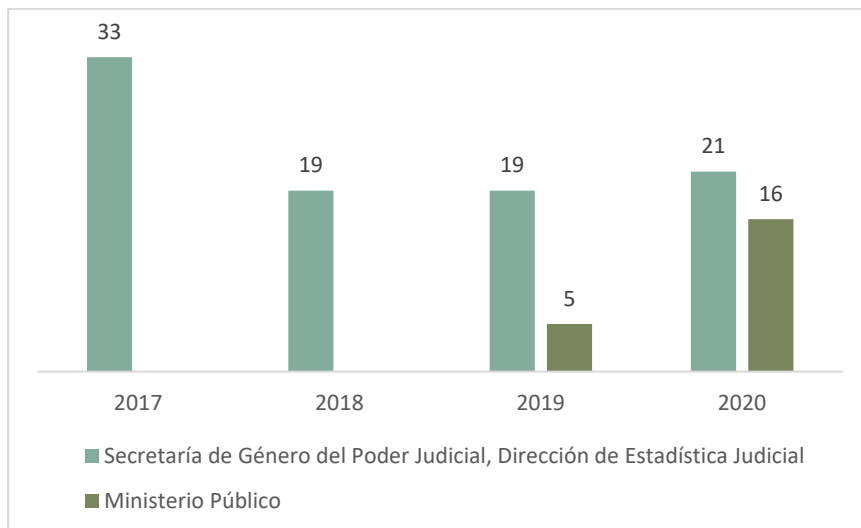
Investigations and suspects

Number of cases of trafficking in persons recorded, 2014 – 2020



Source: Ministerio Público.

Number of persons prosecuted for trafficking in persons, by reporting entity, 2017 –2020*

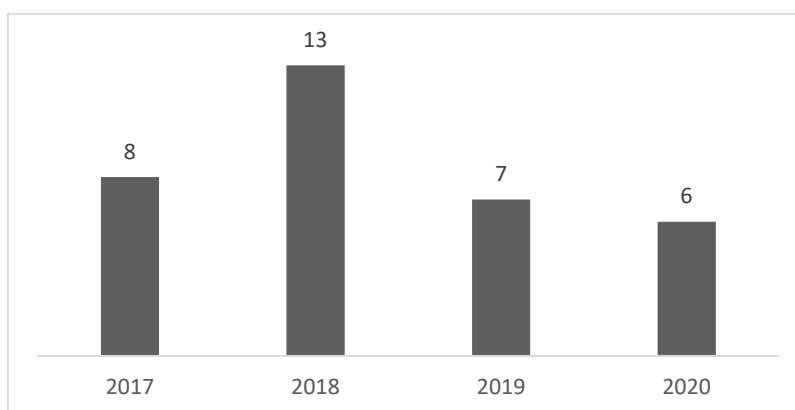


Source: Ministerio Público, Secretaría de Género del Poder Judicial, Dirección de Estadística Judicial.

* 2017 and 2018 data from Ministerio Público are not available at the time of reporting.

¹⁰ See [Sherloc database of legislation](#).

Number of persons convicted of trafficking in persons, 2017 – 2020



Source: Secretaría de Género del Poder Judicial, Dirección de Estadística Judicial.

According to the Public Ministry, five persons were convicted in both 2019 and 2020, all of them being male and female adults. The totality of persons convicted of trafficking in persons in the indicated period were nationals of Paraguay.

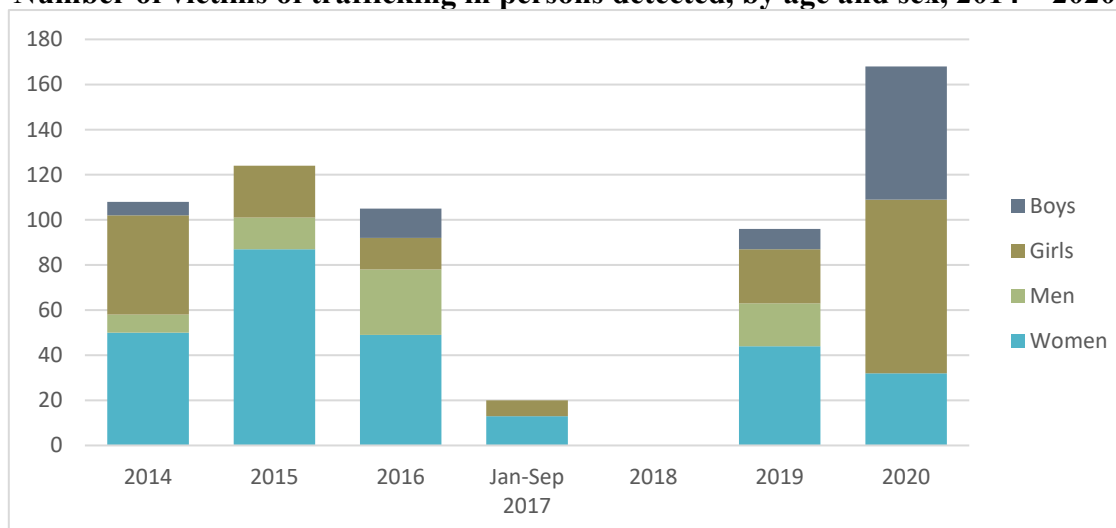
Source: Ministerio Público.

The majority of people were convicted of trafficking in persons for the purpose of sexual exploitation. Others were convicted of trafficking in persons for the purpose of forced labour.

Source: Secretaría de Género del Poder Judicial, Dirección de Estadística Judicial.

Victims

Number of victims of trafficking in persons detected, by age and sex, 2014 – 2020*

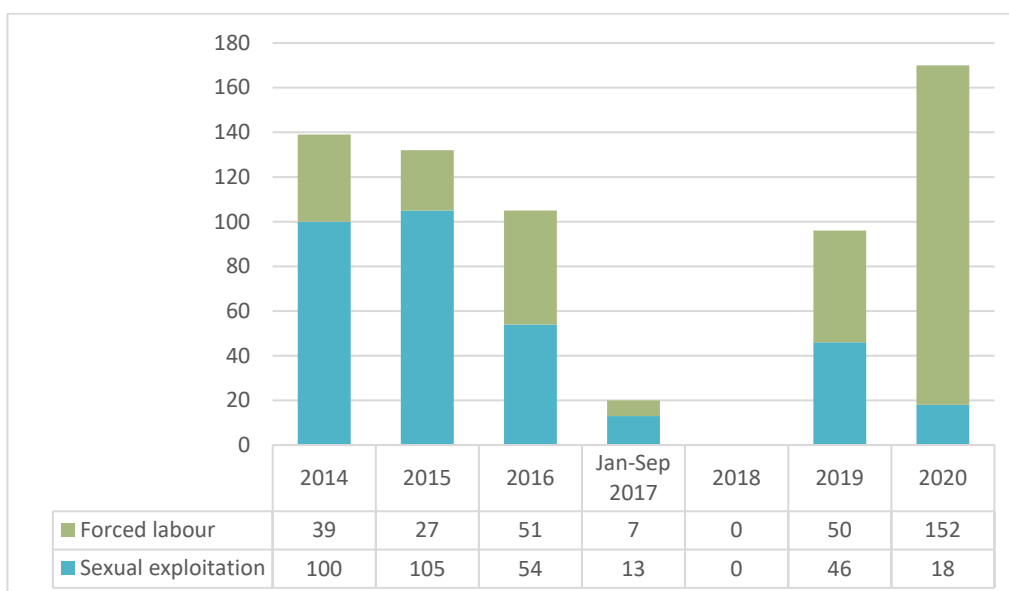


	2014	2015	2016	Jan-Sep 2017	2018	2019	2020
Women	50	87	49	13	0	44	32
Men	8	14	29	<5	0	19	<5
Girls	44	23	14	7	0	24	77
Boys	6	<5	13	0	0	9	59

Source: Ministerio Público.

*Note: due to privacy concerns, figures below five are presented as “<5”. Figures for 2018 were not available at the time of reporting.

Number of victims of trafficking in persons detected, by form of exploitation, 2014 – 2020*



Source: Ministerio Público.

*Figures for 2018 were not available at the time of reporting.

Type of trafficking experienced by victims of Paraguay citizenship, 2014 – 2020



Source: Ministerio Público.

In 2019 and 2020, identified victims of trafficking were nationals of Paraguay (264), Venezuela and Argentina (less than five, respectively).

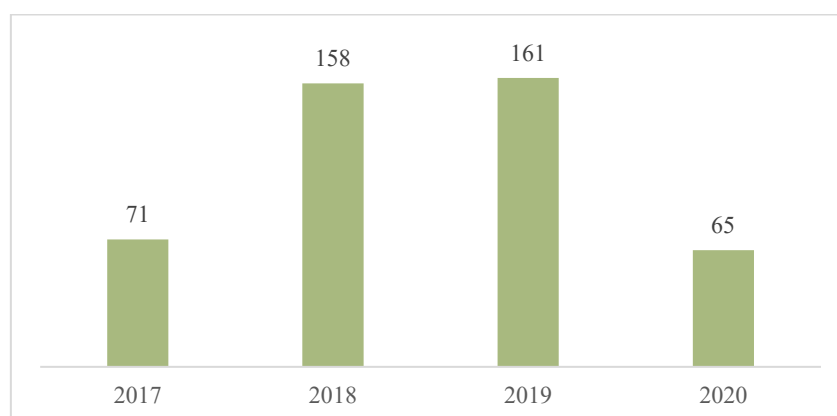
Source: Ministerio Público.

– Peru –

Peru ratified the UN Trafficking in Persons Protocol in 2002. The current legislation on trafficking in persons in Peru covers all forms of trafficking indicated in the UN Trafficking in Persons Protocol. The penal code includes Article 129 (previously Article 153) and 15 separate offenses for different forms of exploitation including “forced labour,” “slavery and other forms of exploitation,” and ten crimes involving sexual exploitation.¹¹

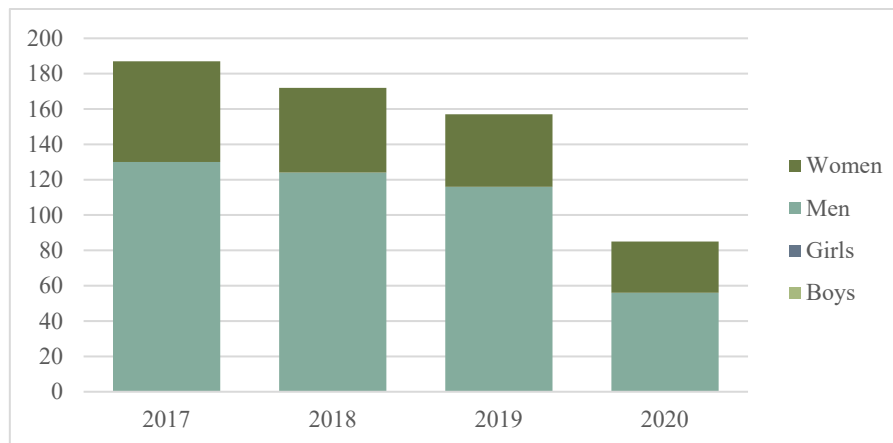
Investigations and suspects

Number of offences of trafficking in persons, 2017 – 2020



Source: Sistema de Registro RETA; Departamento de Investigación de Trata de Personas de la Policía Nacional del Peru (DIRCTPTIM).

Number of persons brought into formal contact with the police and/or criminal justice system because they have been suspected of, arrested for or cautioned for trafficking in persons, by age and sex, 2017 – 2020*



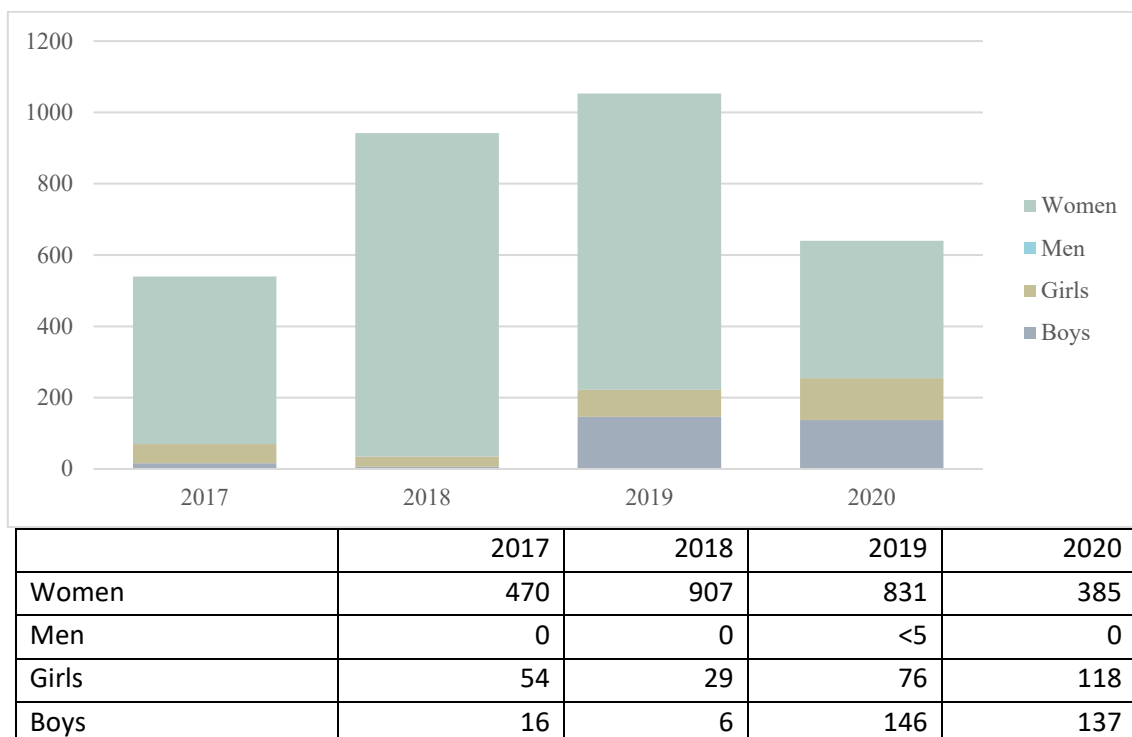
	2017	2018	2019	2020
Women	57	48	41	29
Men	130	124	116	56
Girls	0	0	0	0
Boys	0	0	<5	0

Source: Sistema de Registro RETA; Departamento de Investigación de Trata de Personas de la Policía Nacional del Peru (DIRCTPTIM).

*Due to privacy concerns, figures below five are presented as “<5”.

¹¹ See [Sherloc database of legislation](#).

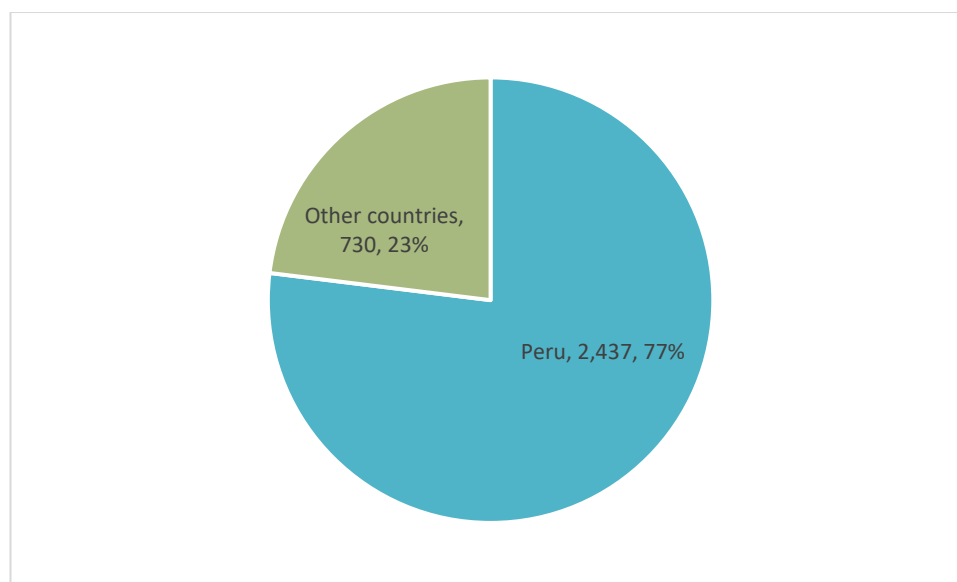
Number of victims of trafficking in persons detected, by age and sex, 2017 – 2020*



Source: Sistema de Registro RETA; Departamento de Investigación de Trata de Personas de la Policía Nacional del Peru (DIRCTPTIM).

*Due to privacy concerns, figures below five are presented as “<5”.

Citizenships of persons identified as victims of trafficking in persons by state authorities, 2017 –2020 (tot: 3,167)



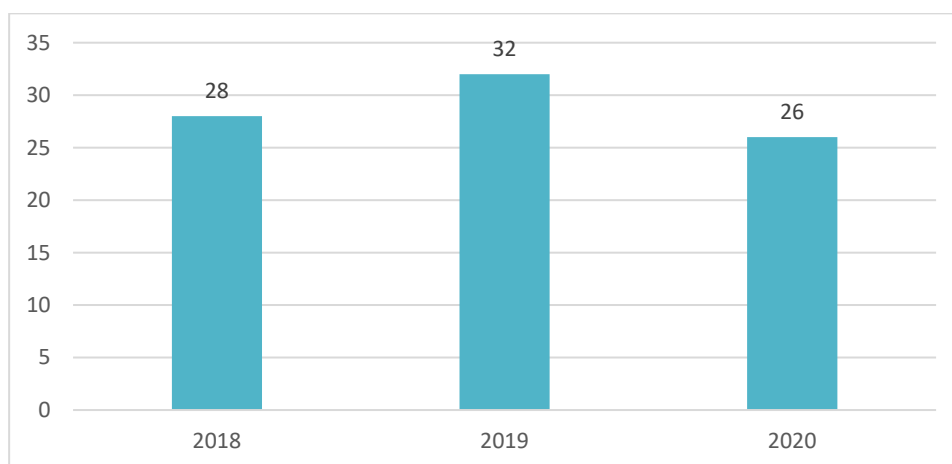
Source: Sistema de Registro RETA; Departamento de Investigación de Trata de Personas de la Policía Nacional del Peru (DIRCTPTIM).

– Uruguay –

Uruguay ratified the UN Protocol to Prevent, Suppress and Punish Trafficking in Persons, Especially Women and Children in 2005. The current legislation on trafficking in persons in Uruguay - Law 19643 de Prevención y Combate de la trata de personas and Law 18250 de Migraciones - covers all forms of trafficking indicated in the UN Trafficking in Persons Protocol.

Investigations and suspects

Number of cases of trafficking in persons recorded, 2018 – 2020



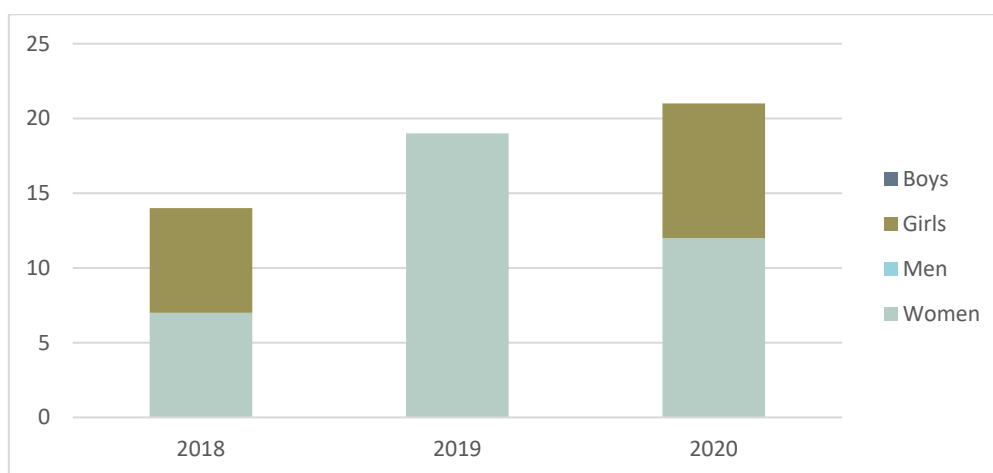
Source: Sistema de Gestión en Seguridad Pública (SGSP); Sistema del Proceso Penal Acusatorio del Uruguay (SIPPAU).

Between 2019 and 2020, eight men and six women were prosecuted for trafficking in persons. Between 2019 and 2020, less than five men and less than five women were convicted of trafficking in persons.

Source: Sistema del Proceso Penal Acusatorio del Uruguay (SIPPAU).

Victims

Number of victims of trafficking in persons, by sex and age, 2018-2020



	2018	2019	2020
Women	7	19	12
Men	0	<5	<5
Girls	7	<5	9
Boys	<5	<5	<5

Source: Sistema de Gestión en Seguridad Pública (SGSP); Sistema del Proceso Penal Acusatorio del Uruguay (SIPPAU).