



***GLOBAL REPORT
ON TRAFFICKING IN
PERSONS 2022***

***Country profiles
North America, Central America
and the Caribbean***



UNODC

United Nations Office on Drugs and Crime



TABLE OF CONTENTS

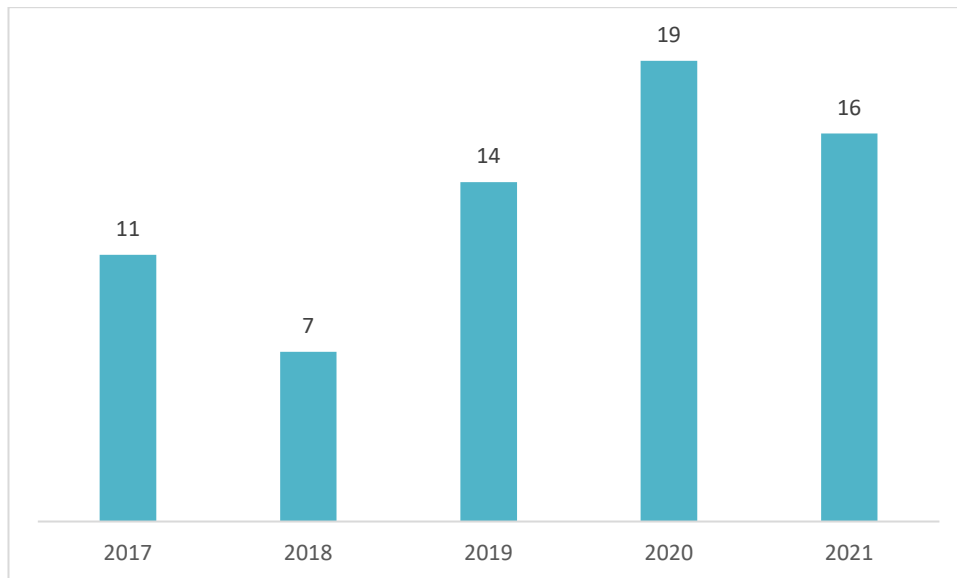
- Bahamas -	2
- Canada -	3
- Costa Rica -	6
- Dominican Republic -	11
- El Salvador -	16
- Guatemala -	20
- Honduras -	23
- Jamaica -	26
- Mexico -	27
- Nicaragua -	31
- Panama -	32
- St. Lucia-	34
- The Republic of Trinidad and Tobago -	35
- United States of America -	37

– Bahamas –

Bahamas ratified the UN Protocol to Prevent, Suppress and Punish Trafficking in Persons, Especially Women and Children in 2008. The current legislation on trafficking in persons in Bahamas – Chapter 106 of the Trafficking in persons (Prevention and Suppression) Act – covers all forms of trafficking indicated in the UN Trafficking in Persons Protocol.¹

Investigations and suspects

Number of incidents of trafficking in persons and related offences recorded, 2017 – 2021



Source: Royal Bahamas Police Force.

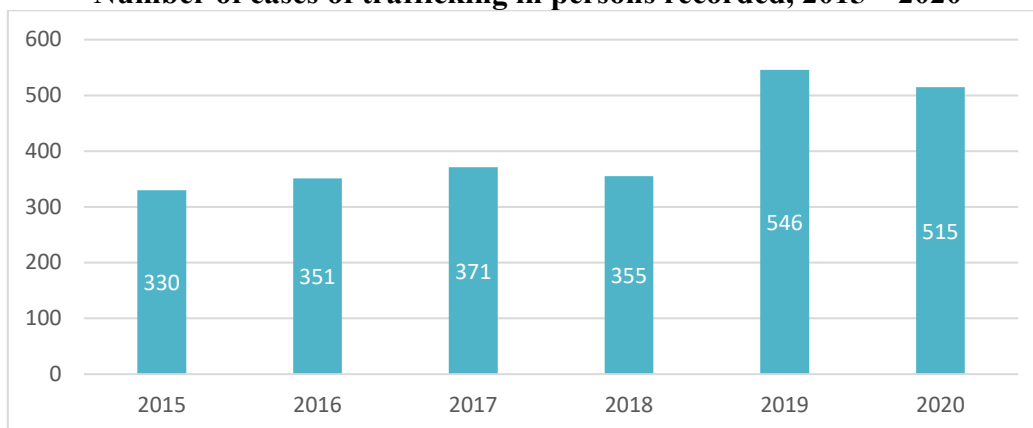
¹ See [Sherloc database of legislation](#).

– Canada –

Canada ratified the UN Protocol to Prevent, Suppress and Punish Trafficking in Persons, Especially Women and Children in 2002. The current legislation on trafficking in persons in Canada² – Section 279 of the Criminal Code of Canada and Section 118 of the Immigration and Refugee Protection Act – covers all forms of trafficking indicated in the Protocol.

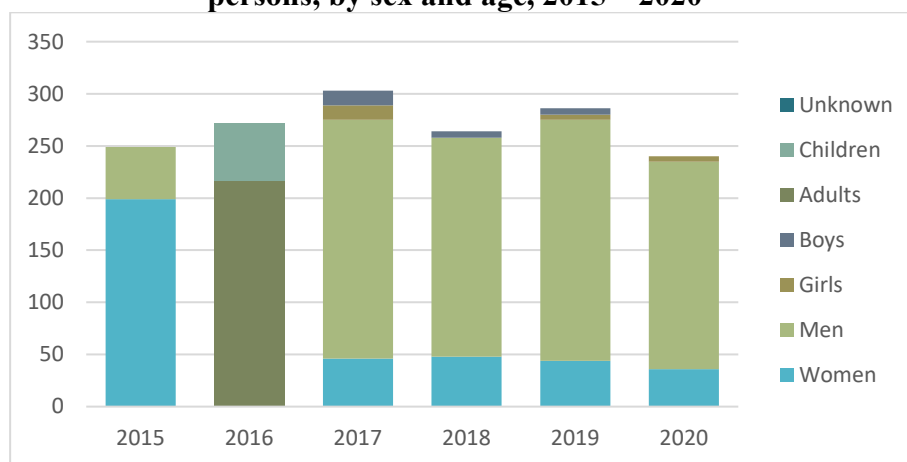
Investigations and suspects

Number of cases of trafficking in persons recorded, 2015 – 2020



Source: Statistics Canada, Uniform Crime Reporting Survey.

Number of persons brought into formal contact with the police and/or criminal justice system because they have been suspected of, arrested for or cautioned for trafficking in persons, by sex and age, 2015 – 2020*



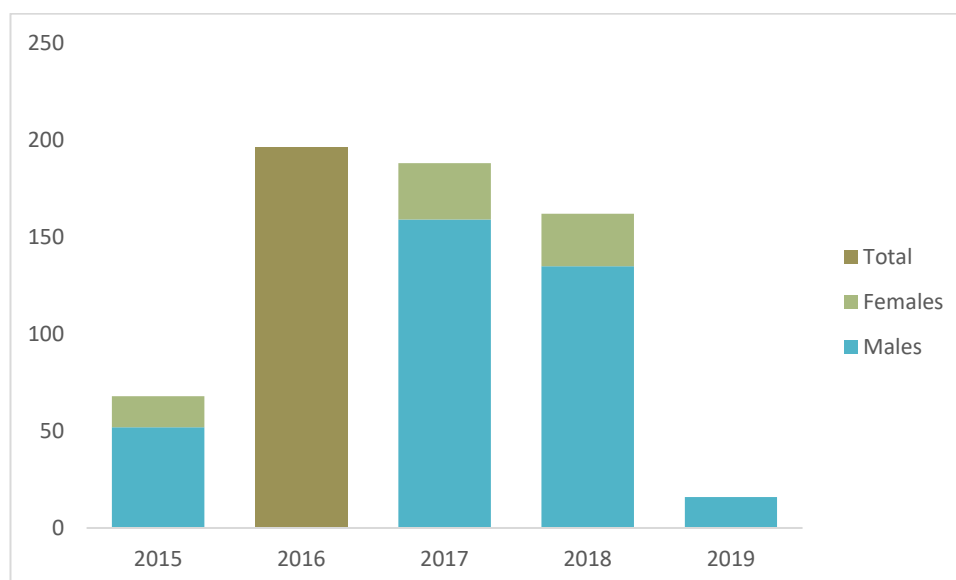
	2015	2016	2017	2018	2019	2020
Women	199	0	46	48	44	36
Men	50	0	229	210	231	199
Girls	0	0	14	<5	5	5
Boys	0	0	14	6	6	<5
Adults	0	217	0	0	0	0
Children	0	55	0	0	0	0
Unknown	0	0	<5	0	0	<5

Source: Statistics Canada, Uniform Crime Reporting Survey.

*Note: due to privacy concerns, figures below five are presented as “<5”. Formal contact with the police and/or criminal justice system may include persons suspected, arrested, or cautioned at the national level.

² See [Sherloc database of legislation](#).

Number of persons prosecuted for trafficking in persons, by sex, 2015 – 2019*

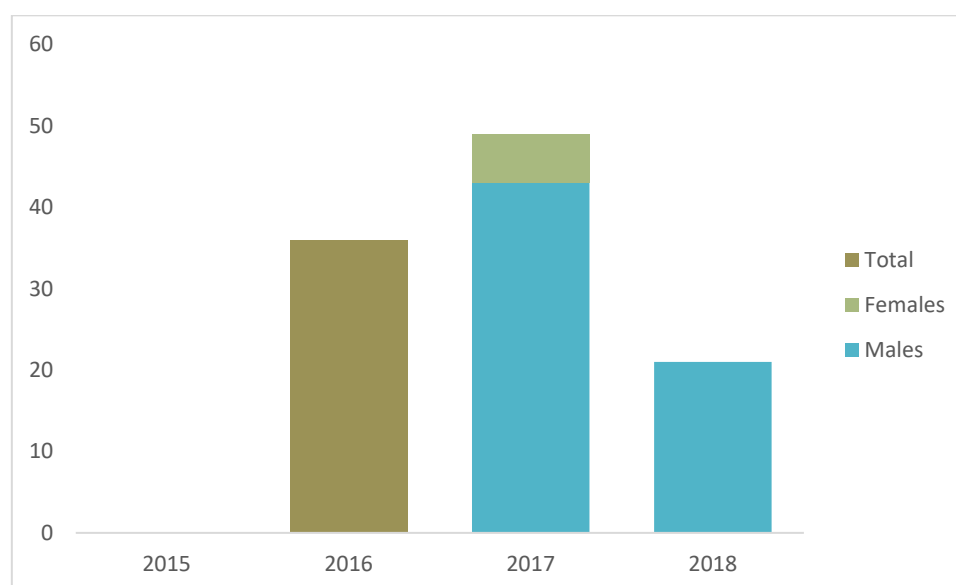


	2015	2016	2017	2018	2019
Females	16	0	29	27	<5
Males	52	0	159	135	16
Total	0	196	0	0	0

Source: Statistics Canada, Uniform Crime Reporting Survey.

*Note: due to privacy concerns, figures below five are presented as “<5”.

Number of persons convicted of trafficking in persons, by sex, 2015 – 2018*

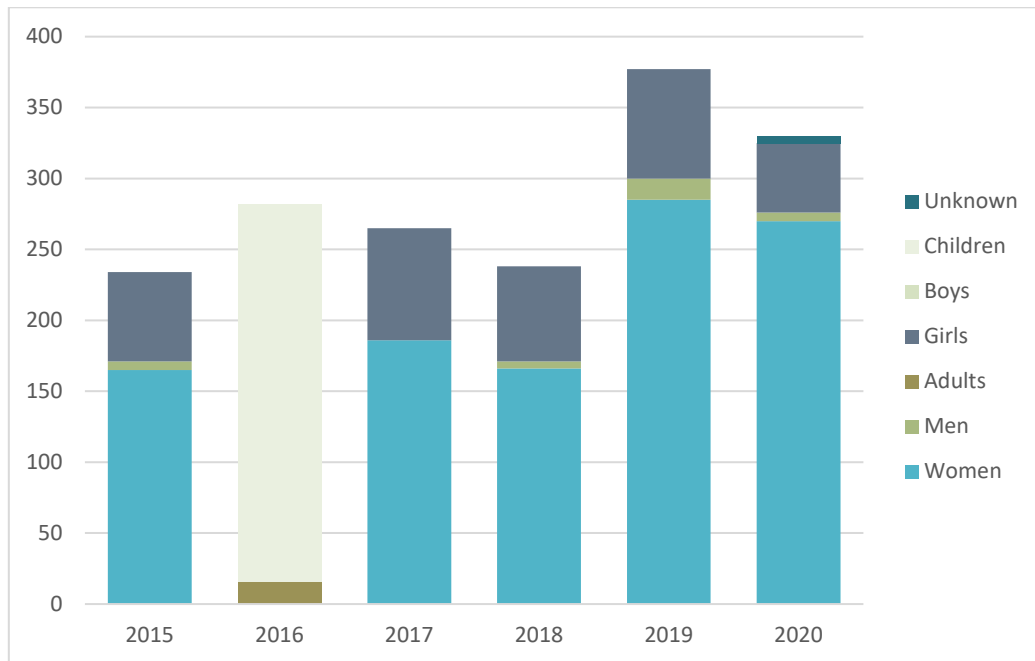


	2015	2016	2017	2018
Females	0	0	6	<5
Males	<5	0	43	21
Total	0	36	0	0

Source: Statistics Canada, Uniform Crime Reporting Survey.

*Note: due to privacy concerns, figures below five are presented as “<5”.

Number of victims of trafficking in persons detected, by sex and age, 2015 – 2020*



	2015	2016	2017	2018	2019	2020
Women	165	0	186	166	285	270
Men	6	0	<5	5	15	6
Girls	63	0	79	67	77	49
Boys	<5	0	<5	0	<5	<5
Adults	0	16	0	0	0	0
Children	0	266	0	0	0	0
Unknown	0	0	0	0	<5	5

Source: Statistics Canada, Uniform Crime Reporting Survey.

*Note: due to privacy concerns, figures below five are presented as “<5”. Given that small counts of victims and accused persons identified as “gender diverse” may exist, the aggregate Uniform Crime Reporting Survey (UCR) data available to the public has been recoded to assign these counts to either “male” or “female”, in order to ensure the protection of confidentiality and privacy.

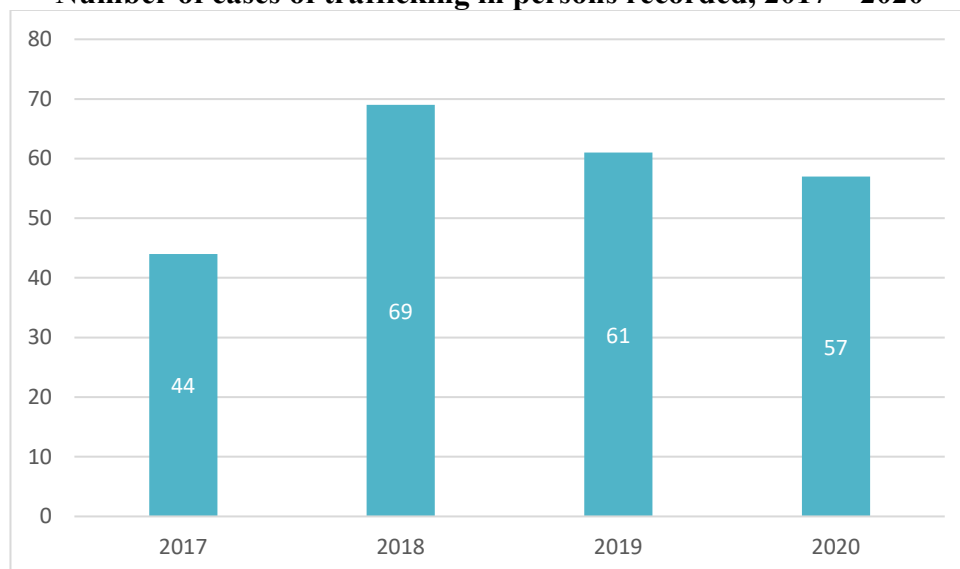
Victims and accused persons identified as gender diverse have been assigned to either male or female based on the regional distribution of victims’ or accused persons’ gender.

– Costa Rica –

Costa Rica ratified the UN Protocol to Prevent, Suppress and Punish Trafficking in Persons, Especially Women and Children in 2003. The current legislation on trafficking in persons in Costa Rica³ – Article 172 of the Penal Code No. 4573 – covers all forms of trafficking indicated in the Protocol.

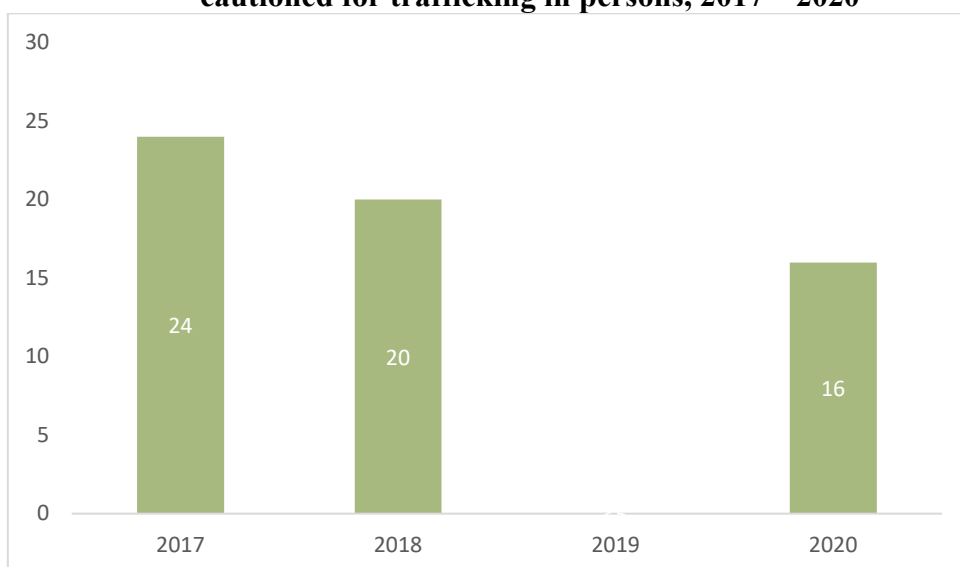
Investigations and suspects

Number of cases of trafficking in persons recorded, 2017 – 2020



Source: Sistema de Gestión de la Fiscalía Adjunta contra la trata de personas y tráfico de migrantes (FACTRA).

Number of persons brought into formal contact with the police and/or criminal justice system because they have been suspected of, arrested for or cautioned for trafficking in persons, 2017 – 2020*

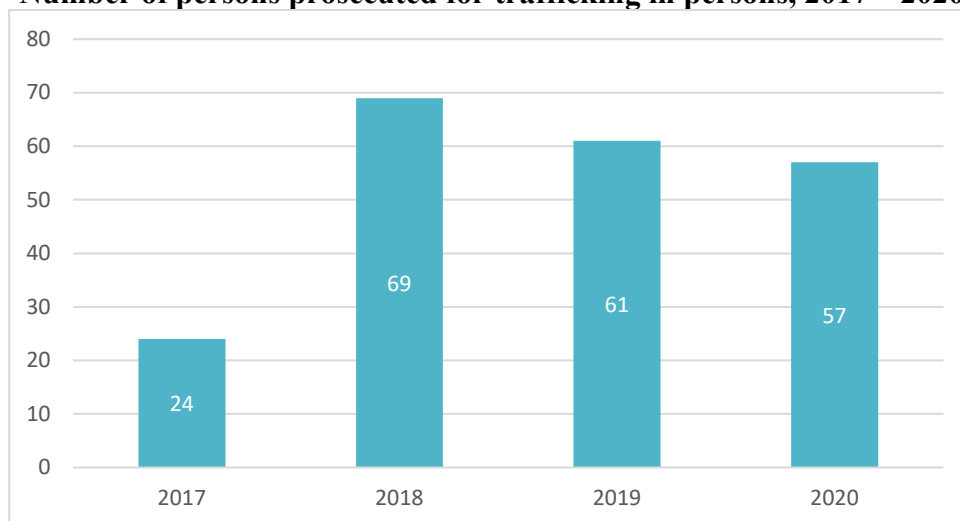


Source: Sistema de Gestión de la Fiscalía Adjunta contra la trata de personas y tráfico de migrantes (FACTRA).

*Note: due to privacy concerns, figures below five are presented as “<5”.

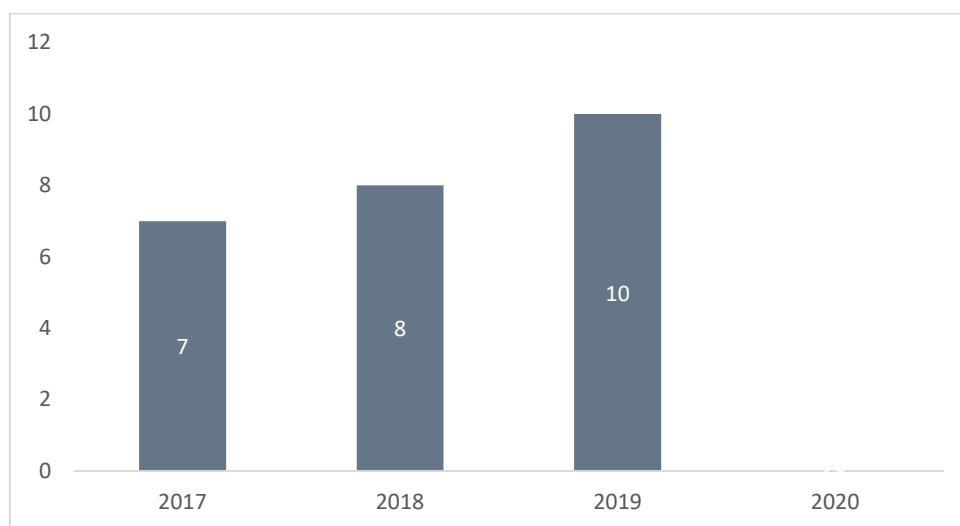
³ See [Sherloc database of legislation](#).

Number of persons prosecuted for trafficking in persons, 2017 – 2020



Source: Sistema de Gestión de la Fiscalía Adjunta contra la trata de personas y tráfico de migrantes (FACTRA).

Number of persons convicted of trafficking in persons, 2017 – 2020*



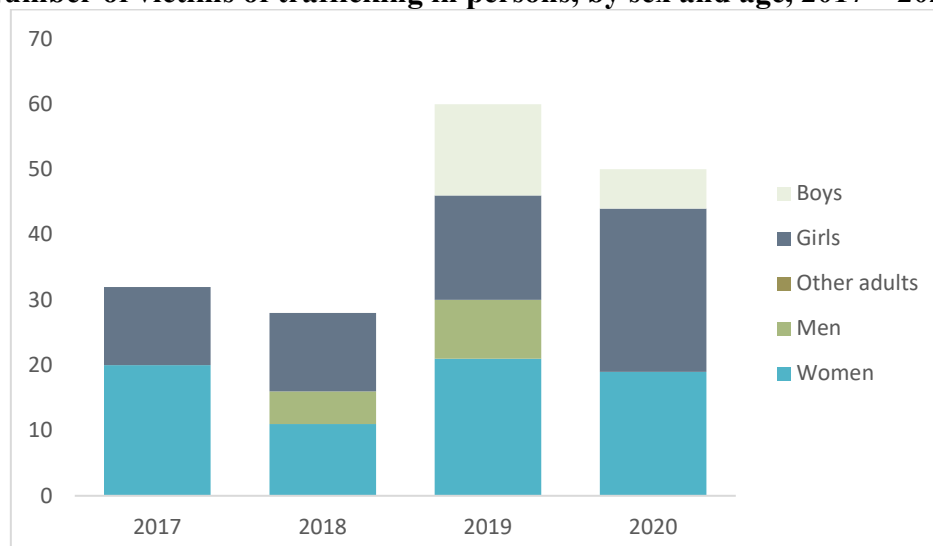
Source: Sistema de Gestión de la Fiscalía Adjunta contra la trata de personas y tráfico de migrantes (FACTRA).

*Note: due to privacy concerns, figures below five are presented as “<5”.

Between 2017 and 2020, 20 persons were convicted of trafficking in persons for the purpose of sexual exploitation and less than five persons were convicted for trafficking in persons for other purposes.

Source: Sistema de Gestión de la Fiscalía Adjunta contra la trata de personas y tráfico de migrantes (FACTRA).

Number of victims of trafficking in persons, by sex and age, 2017 – 2020*

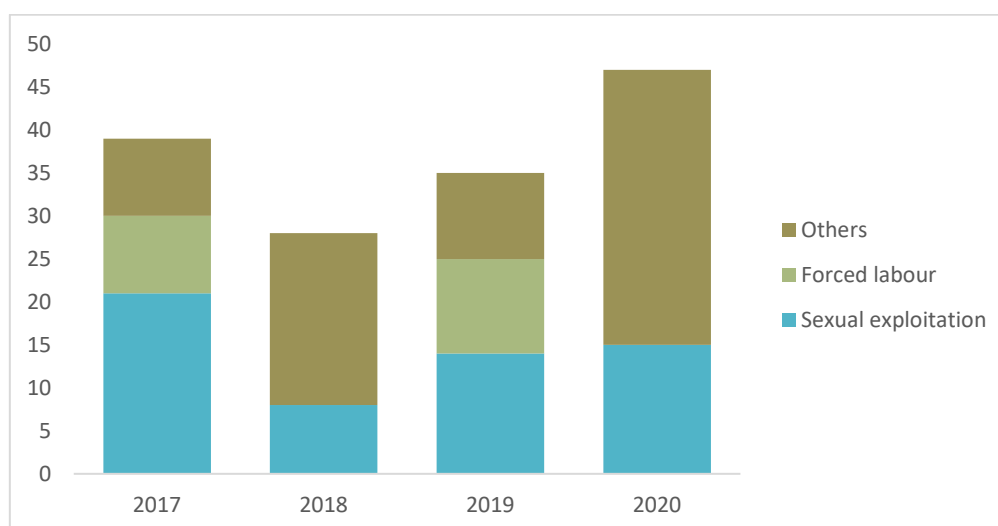


	2017	2018	2019	2020
Women	20	11	21	19
Men	<5	5	9	0
Other adults	0	0	<5	<5
Girls	12	12	16	25
Boys	<5	<5	14	6

Source: Sistema de Gestión de la Fiscalía Adjunta contra la trata de personas y tráfico de migrantes (FACTRA).

*Note: due to privacy concerns, figures below five are presented as “<5”.

Number of victims of trafficking in persons, by form of exploitation, 2017 – 2020*

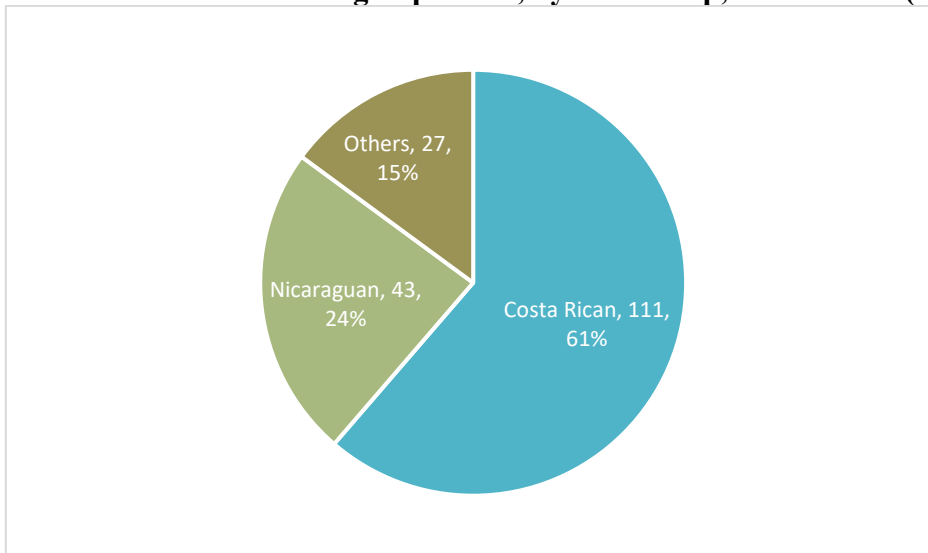


	2017	2018	2019	2020
Sexual exploitation	21	8	14	15
Forced labor	9	<5	11	<5
Others	9	20	10	32

Source: Sistema de Gestión de la Fiscalía Adjunta contra la trata de personas y tráfico de migrantes (FACTRA).

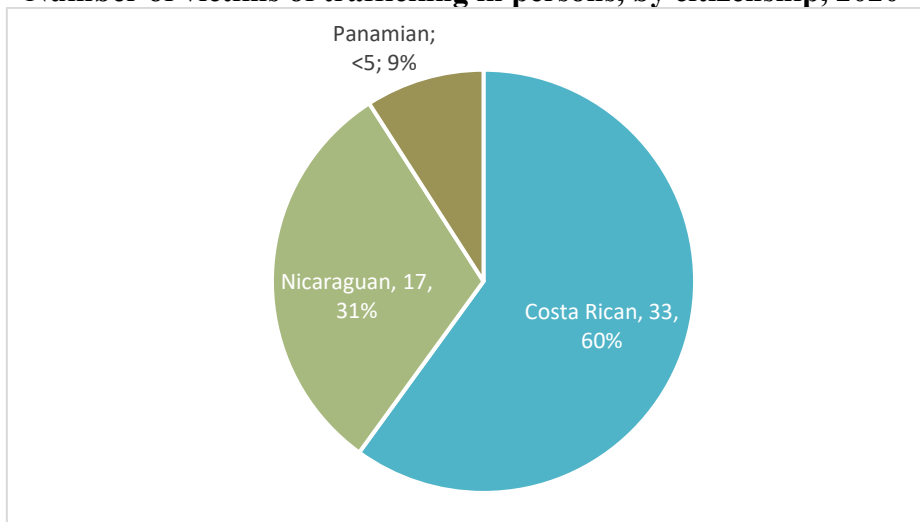
*Note: due to privacy concerns, figures below five are presented as “<5”.

Number of victims of trafficking in persons, by citizenship, 2017 – 2020 (tot:181)



Source: Sistema de Gestión de la Fiscalía Adjunta contra la trata de personas y tráfico de migrantes (FACTRA).

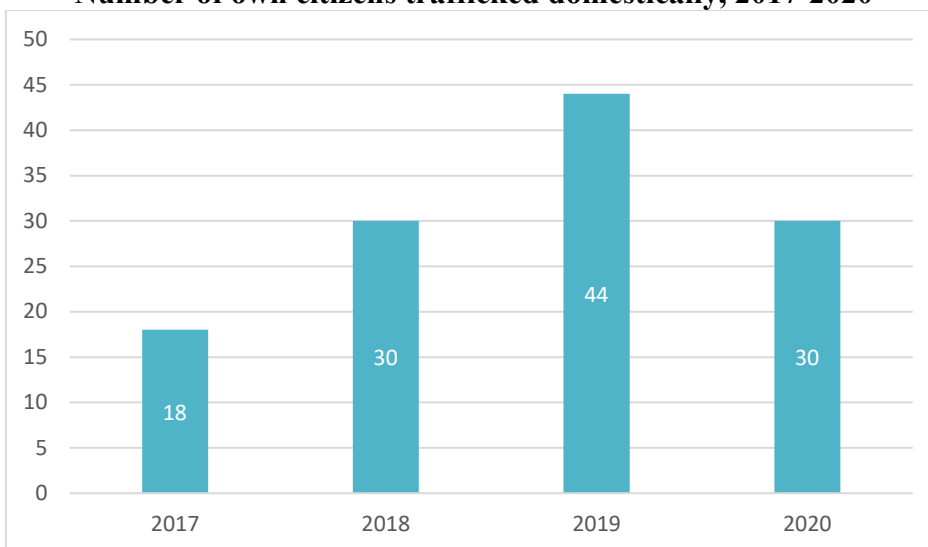
Number of victims of trafficking in persons, by citizenship, 2020*



Source: Sistema de Gestión de la Fiscalía Adjunta contra la trata de personas y tráfico de migrantes (FACTRA).

*Note: due to privacy concerns, figures below five are presented as “<5”.

Number of own citizens trafficked domestically, 2017-2020



Source: Sistema de Gestión de la Fiscalía Adjunta contra la trata de personas y tráfico de migrantes (FACTRA).

Between 2017 and 2020, less than five citizens of Costa Rica were repatriated from El Salvador, Colombia or Panama per year.

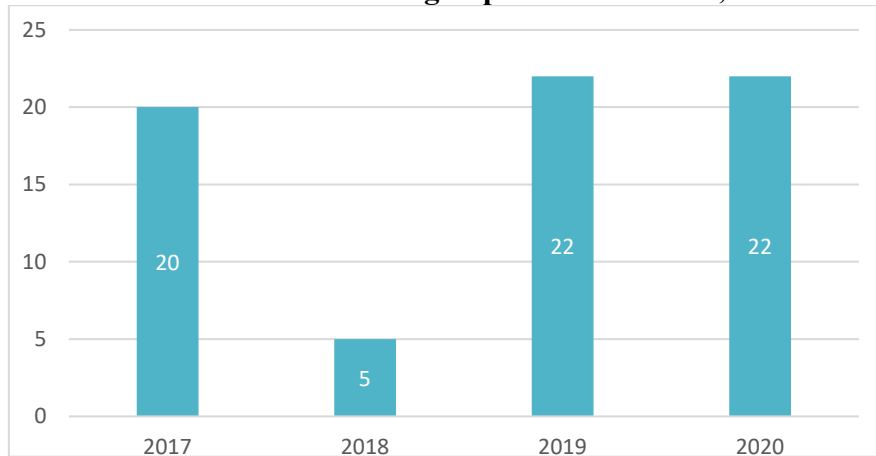
Source: Sistema de Gestión de la Fiscalía Adjunta contra la trata de personas y tráfico de migrantes (FACTRA).

– Dominican Republic –

Dominican Republic ratified the UN Protocol to Prevent, Suppress and Punish Trafficking in Persons, Especially Women and Children in 2008. The current legislation on trafficking in persons in Dominican Republic – Articles 1.3 and 7 of the Law No. 137-03 on Smuggling of Migrants and Trafficking in Persons (2003) – covers all forms of trafficking indicated in the Protocol.⁴

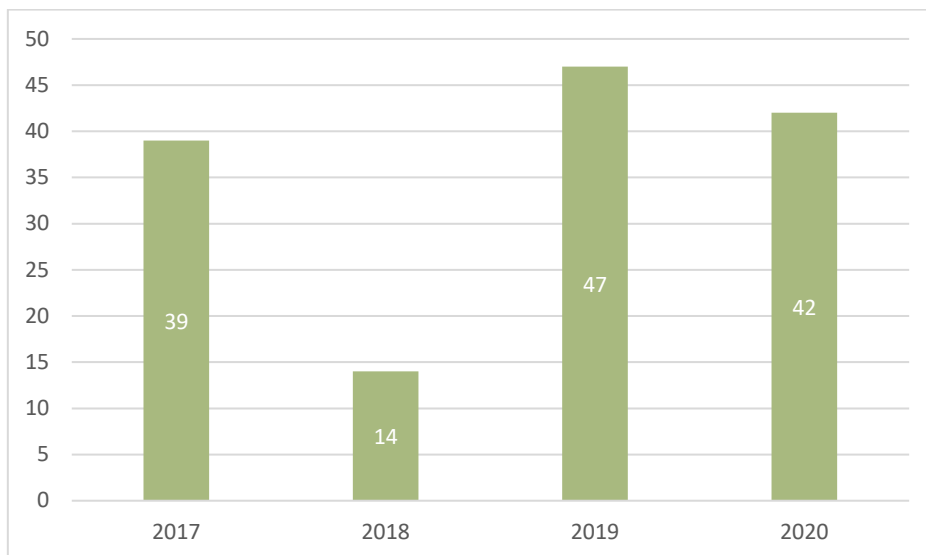
Investigations and suspects

Number of cases of trafficking in persons recorded, 2017-2020



Source: Informe del gobierno de República Dominicana sobre trata de personas y tráfico ilícito de migrantes.

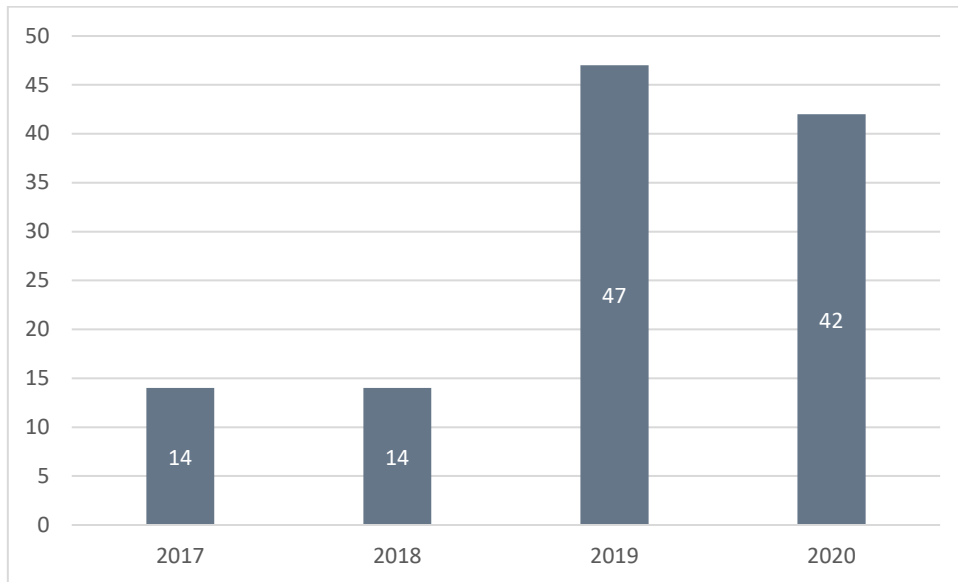
Number of persons brought into formal contact with the police and/or criminal justice system because they have been suspected of, arrested for or cautioned for trafficking in persons, 2017-2020



Source: Informe del gobierno de República Dominicana sobre trata de personas y tráfico ilícito de migrantes.

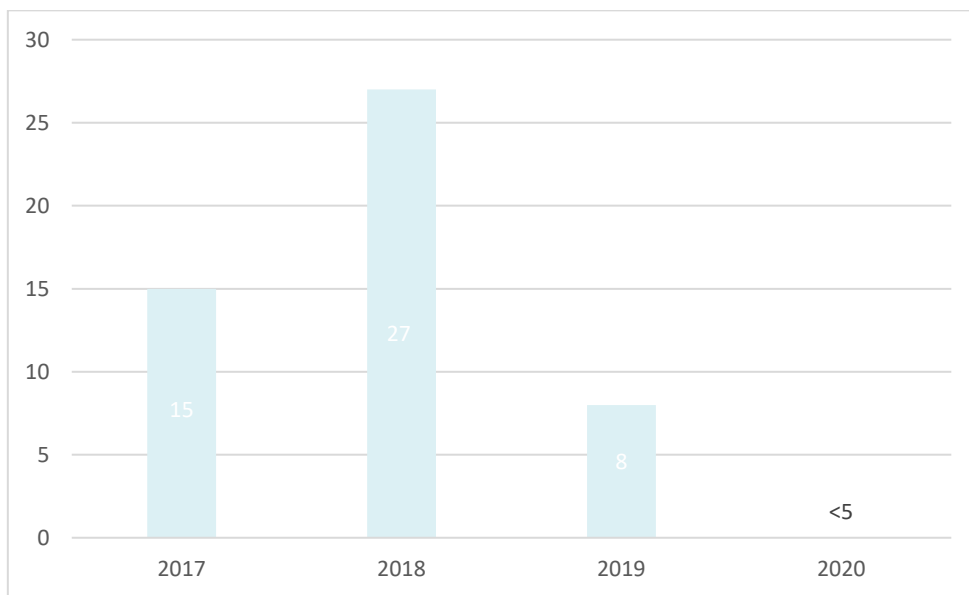
⁴ See [Sherloc database of legislation](#).

Number of persons prosecuted for trafficking in persons, 2017-2020



Source: Informe del gobierno de República Dominicana sobre trata de personas y tráfico ilícito de migrantes.

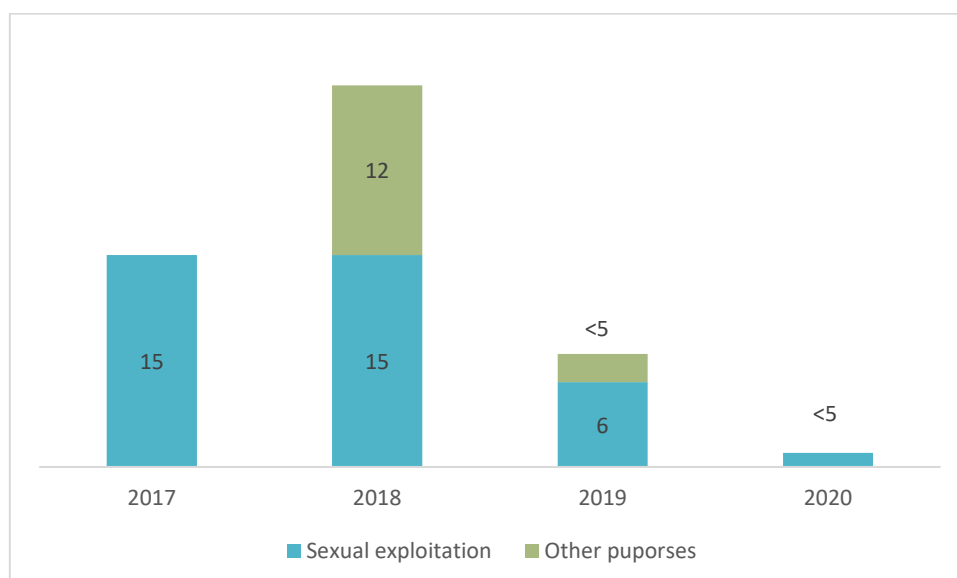
Number of persons convicted of trafficking in persons, 2017-2020*



Source: Informe del gobierno de República Dominicana sobre trata de personas y tráfico ilícito de migrantes.

* Due to privacy reasons, figures below five were presented as "<5".

Number of persons convicted of trafficking in persons, by form of exploitation, 2017-2020*



	2017	2018	2019	2020
Sexual exploitation	15	15	6	<5
Other purposes	0	12	<5	0

Source: Informe del gobierno de República Dominicana sobre trata de personas y tráfico ilícito de migrantes.

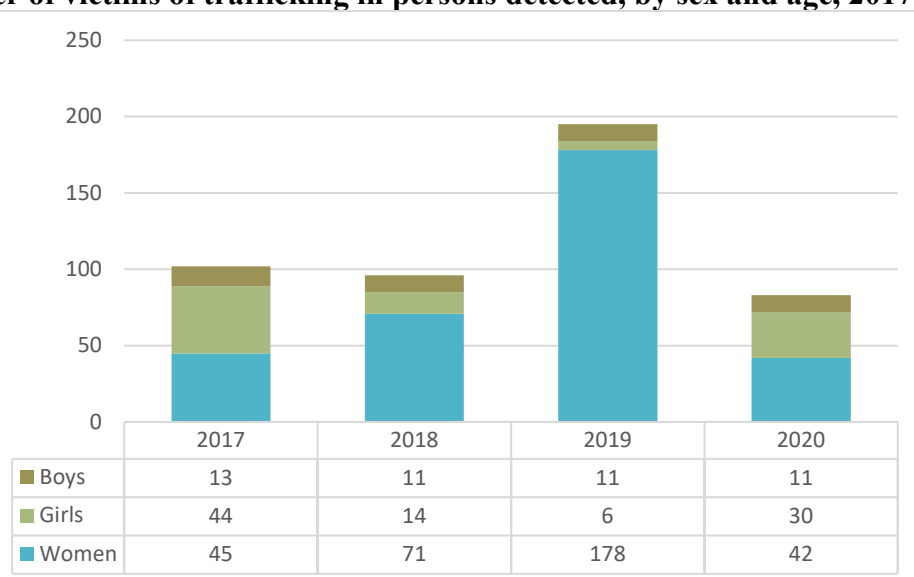
The majority of the persons convicted of trafficking in persons between 2017 and 2020 were citizens of the Dominican Republic. The remaining originated from Germany, USA, Canada, Italy and France.

Source: Informe del gobierno de República Dominicana sobre trata de personas y tráfico ilícito de migrantes.

Source: Dominican Republic government report on trafficking in persons and smuggling of migrants (unofficial translation).

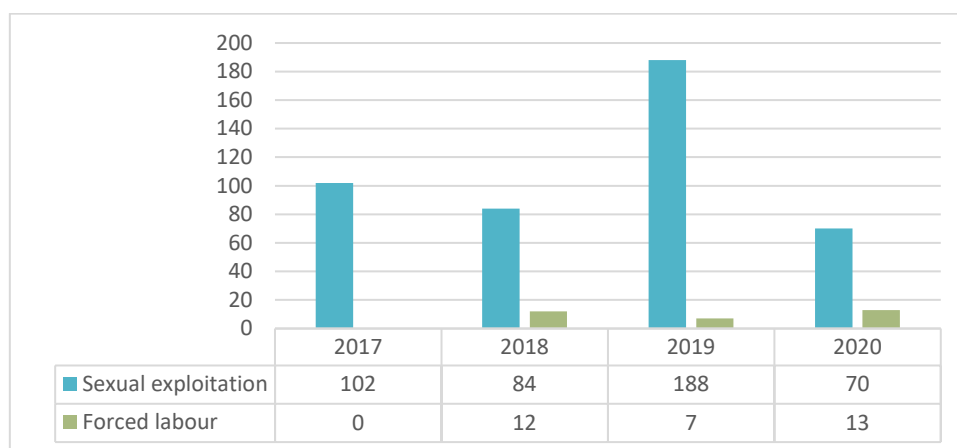
Victims

Number of victims of trafficking in persons detected, by sex and age, 2017-2020



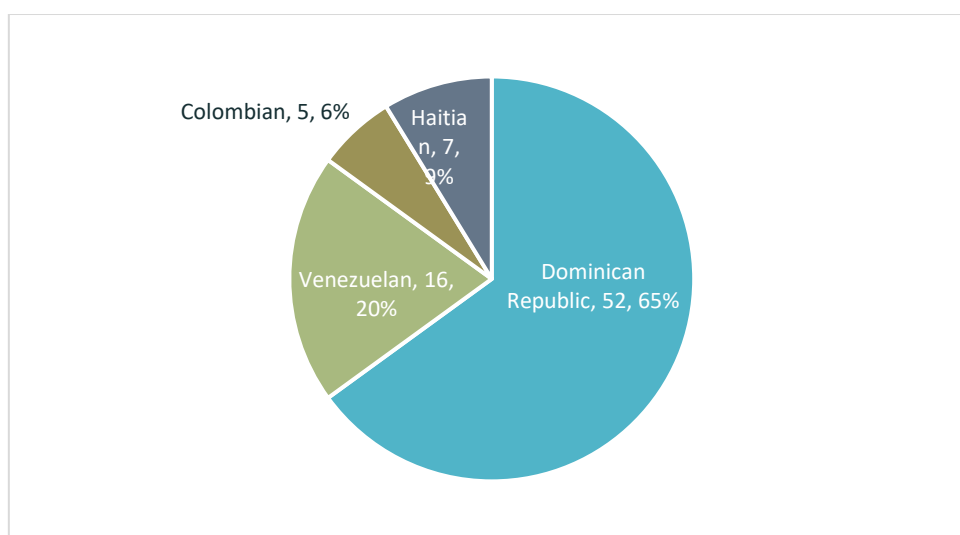
Source: Informe del gobierno de República Dominicana sobre trata de personas y tráfico ilícito de migrantes.

Number of victims of trafficking in persons, by form of exploitation, 2017-2020



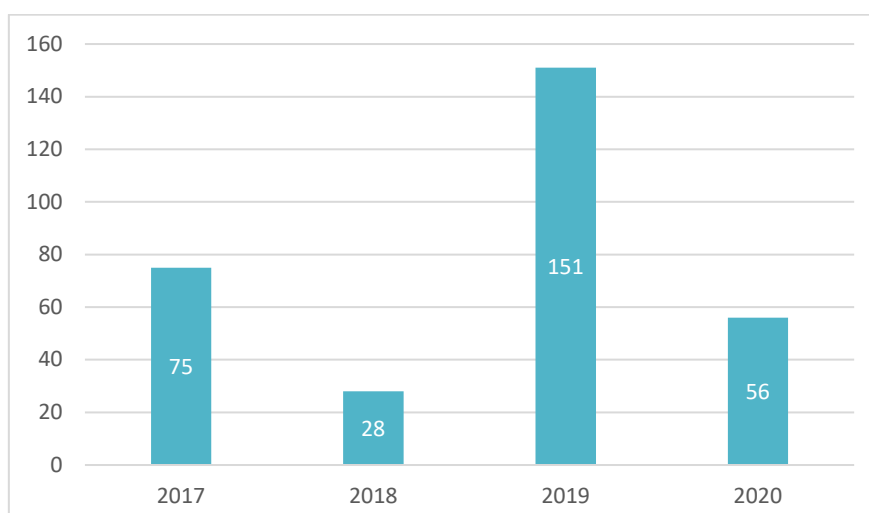
Source: Informe del gobierno de República Dominicana sobre trata de personas y tráfico ilícito de migrantes

Number of victims of trafficking in persons, by citizenship, 2020*



Source: Informe del gobierno de República Dominicana sobre trata de personas y tráfico ilícito de migrantes.

Number of own citizens trafficked domestically, 2017-2020



Source: Informe del gobierno de República Dominicana sobre trata de personas y tráfico ilícito de migrantes.

Between 2017 and 2019, ten citizens of the Dominican Republic, identified as victims of trafficking in persons, were repatriated from several countries in Central America and the Caribbean, South America, Sub-Saharan Africa and North Africa and the Middle East.

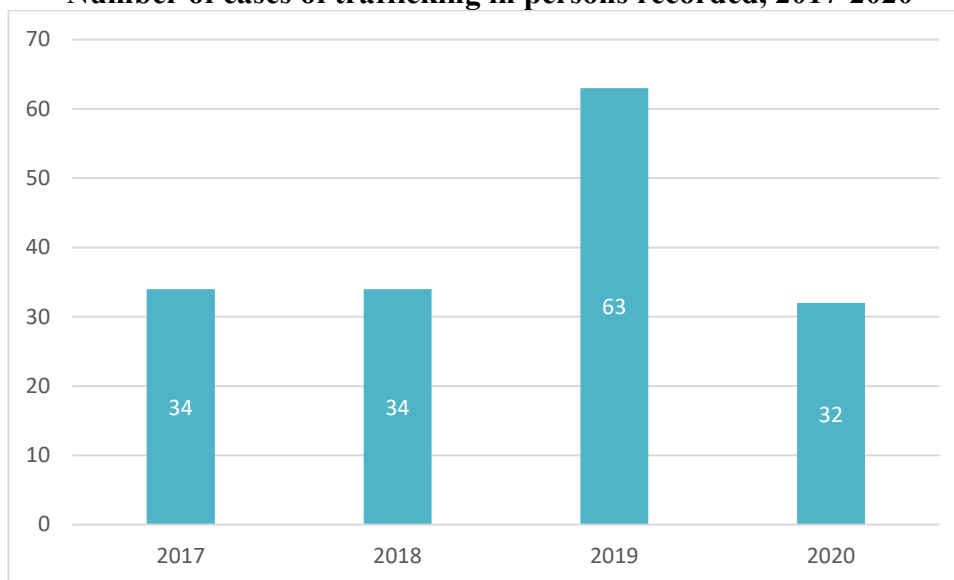
Source: Informe del gobierno de República Dominicana sobre trata de personas y tráfico ilícito de migrantes.

– El Salvador –

El Salvador ratified the UN Protocol to Prevent, Suppress and Punish Trafficking in Persons, Especially Women and Children in 2004. The current legislation on trafficking in persons in El Salvador⁵ – Article 3 of the Special Law Against Trafficking in Persons (2014) – covers all forms of trafficking indicated in the Protocol.

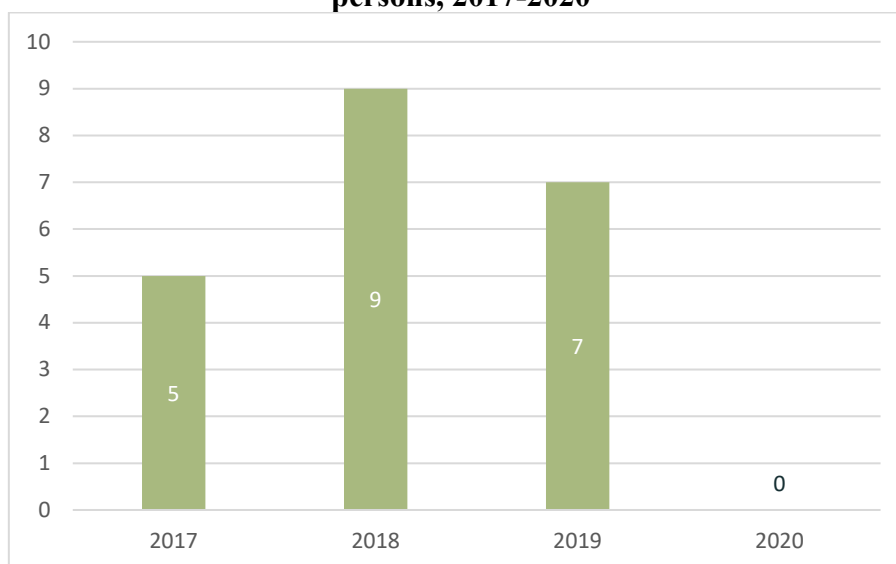
Investigations and suspects

Number of cases of trafficking in persons recorded, 2017-2020



Source: Estadísticas, División Central de Investigaciones, Policía Nacional Civil.

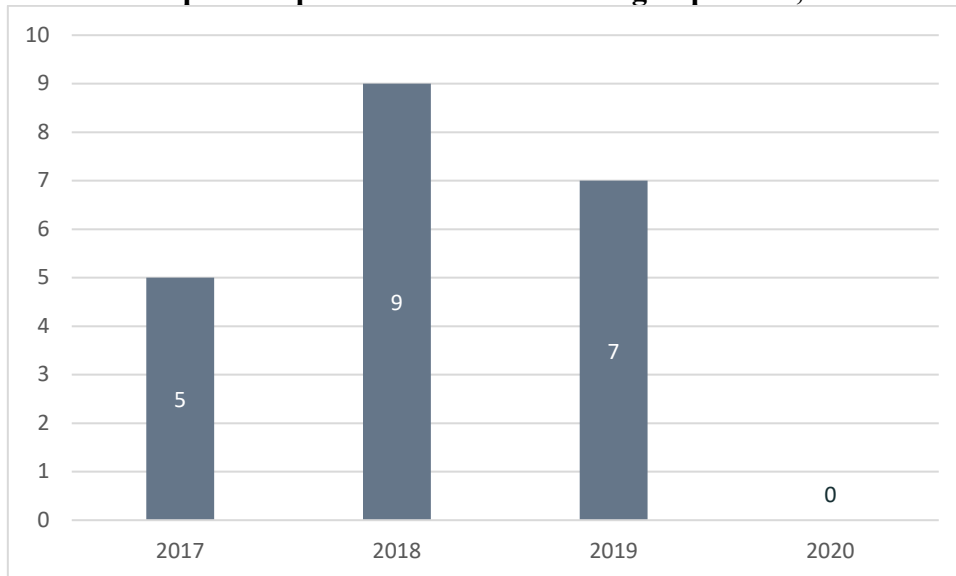
Number of persons brought into formal contact with the police and/or criminal justice system because they have been suspected of, arrested for or cautioned for trafficking in persons, 2017-2020



Source: Estadísticas, División Central de Investigaciones, Policía Nacional Civil.

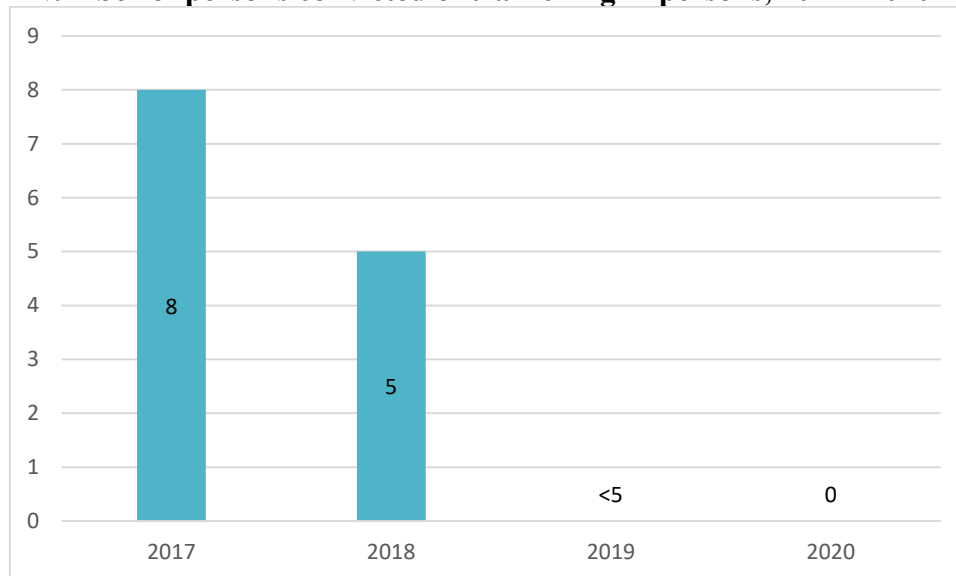
⁵ See [Sherloc database of legislation](#).

Number of persons prosecuted for trafficking in persons, 2017-2020



Source: Estadísticas, División Central de Investigaciones, Policía Nacional Civil.

Number of persons convicted of trafficking in persons, 2017 –2020*



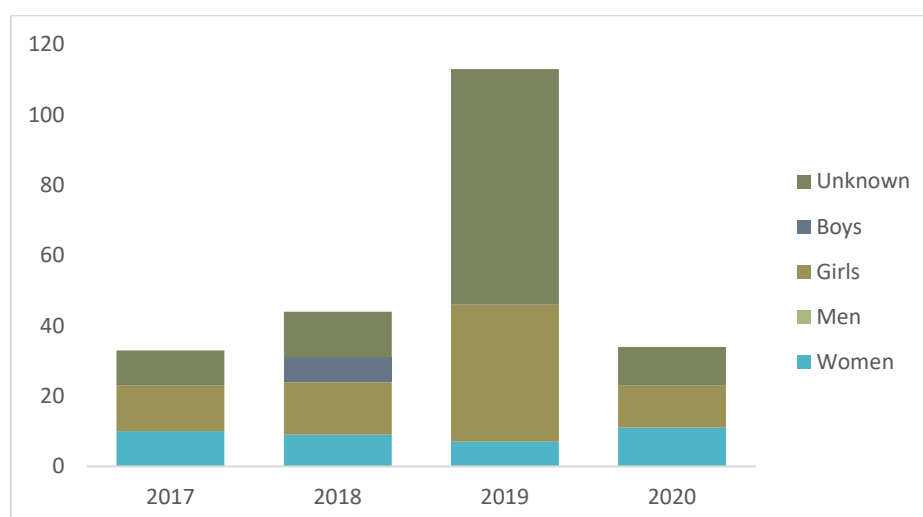
Source: Estadísticas, División Central de Investigaciones, Policía Nacional Civil.

*Note: due to privacy concerns, figures below five are presented as “<5”.

Between 2017 and 2020, all offenders were convicted of trafficking in persons for the purpose of sexual exploitation. In the reporting period, ten convicted persons were identified as citizens of El Salvador.

Source: Estadísticas, División Central de Investigaciones, Policía Nacional Civil.

Number of victims of trafficking in persons detected, by age and sex, 2017-2020*

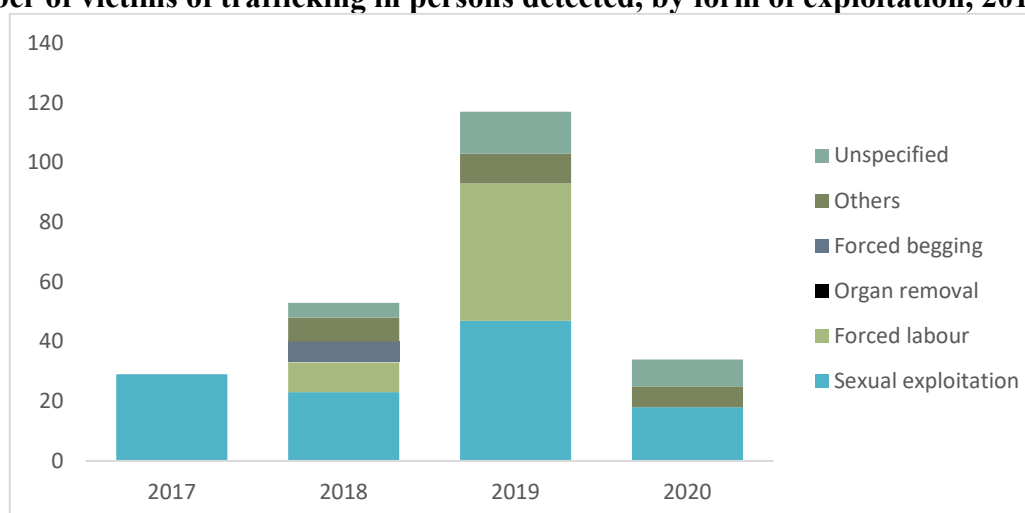


	2017	2018	2019	2020
Women	10	9	7	11
Men	0	<5	<5	0
Girls	13	15	39	12
Boys	<5	7	<5	<5
Unknown	10	13	67	11

Source: Estadísticas, División Central de Investigaciones, Policía Nacional Civil.

*Note: due to privacy concerns, figures below five are presented as “<5”.

Number of victims of trafficking in persons detected, by form of exploitation, 2017-2020*

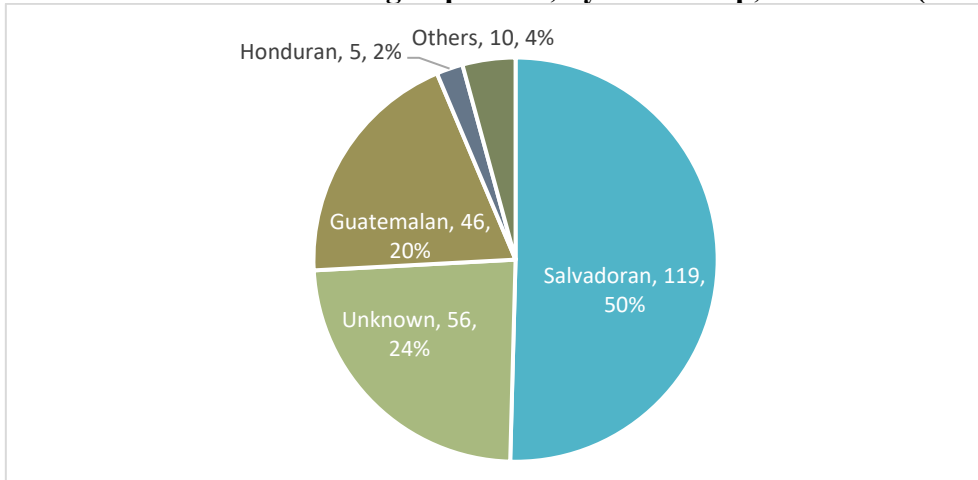


	2017	2018	2019	2020
Sexual exploitation	29	23	47	18
Forced labor	<5	10	46	<5
Organ removal	0	0	<5	0
Forced begging	<5	7	<5	<5
Others	<5	8	10	7
Unspecified	0	5	14	9

Source: Estadísticas, División Central de Investigaciones, Policía Nacional Civil.

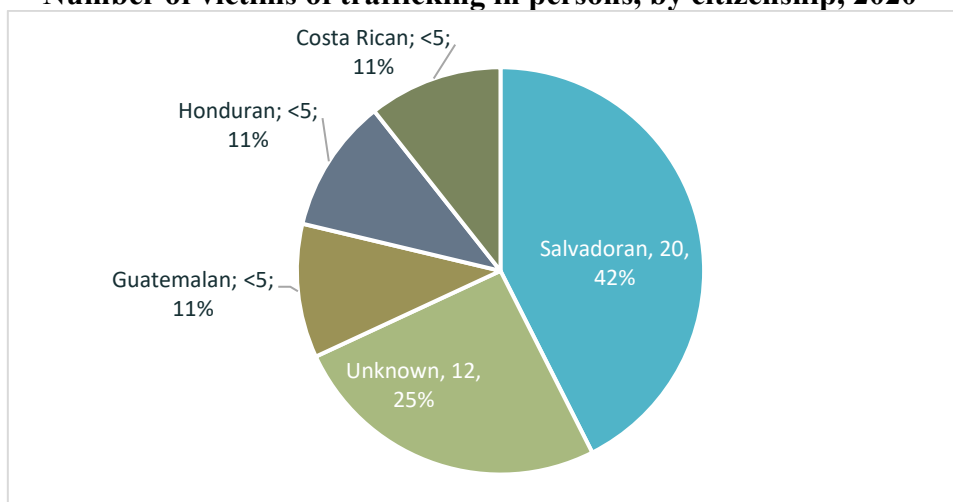
*Note: due to privacy concerns, figures below five are presented as “<5”.

Number of victims of trafficking in persons, by citizenship, 2017-2020 (tot: 236)



Source: Estadísticas, División Central de Investigaciones, Policía Nacional Civil.

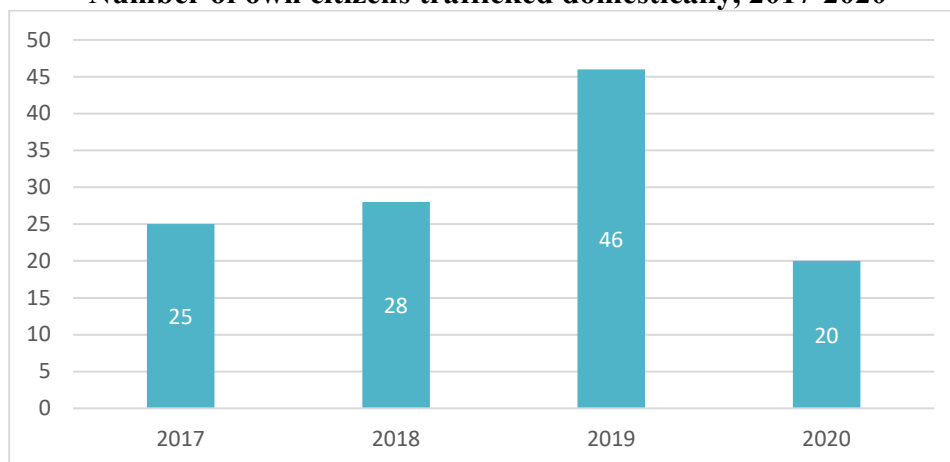
Number of victims of trafficking in persons, by citizenship, 2020*



Source: Estadísticas, División Central de Investigaciones, Policía Nacional Civil.

*Note: due to privacy concerns, figures below five are presented as “<5”.

Number of own citizens trafficked domestically, 2017-2020



Source: Estadísticas, División Central de Investigaciones, Policía Nacional Civil.

Between 2017 and 2020, the National Authorities did not record any cases of El Salvadoran citizens repatriated from other countries as victims of trafficking in persons.

Source: Estadísticas, División Central de Investigaciones, Policía Nacional Civil.

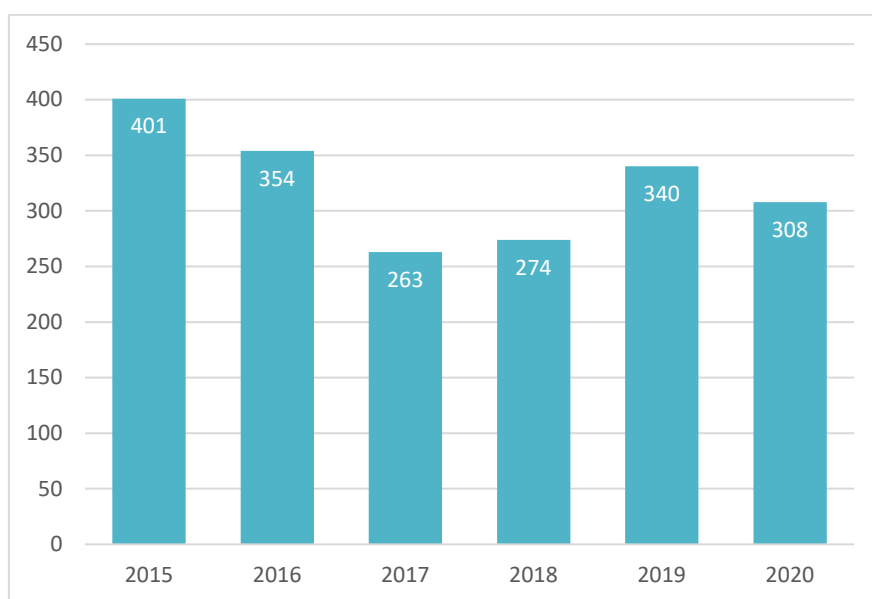
– Guatemala –

Legal framework

Guatemala acceded to the UN Trafficking in Persons Protocol in 2004. The current legislation on trafficking in persons in Guatemala⁶ covers all forms of trafficking indicated in the UN Trafficking in Persons Protocol. The Criminal Code criminalizes trafficking in persons under Article 202 Ter.

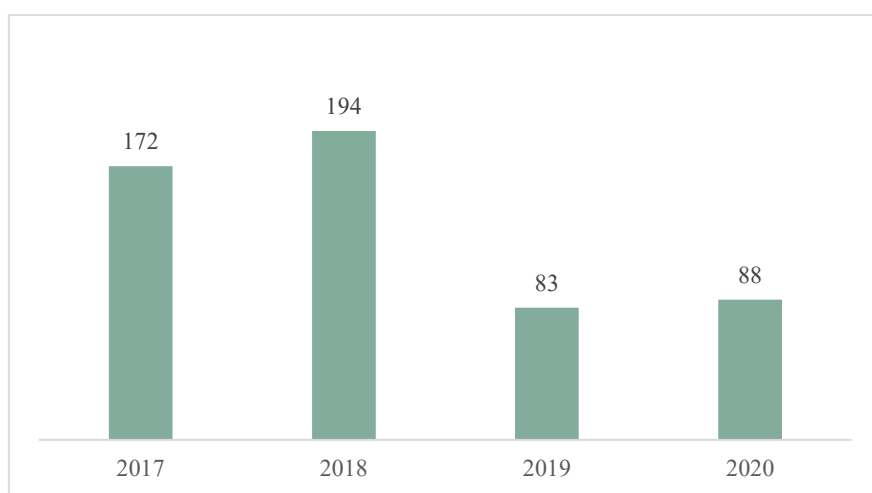
Investigations and suspects

Number of cases of trafficking in persons recorded, 2015 – 2020



Source: Ministerio Público.

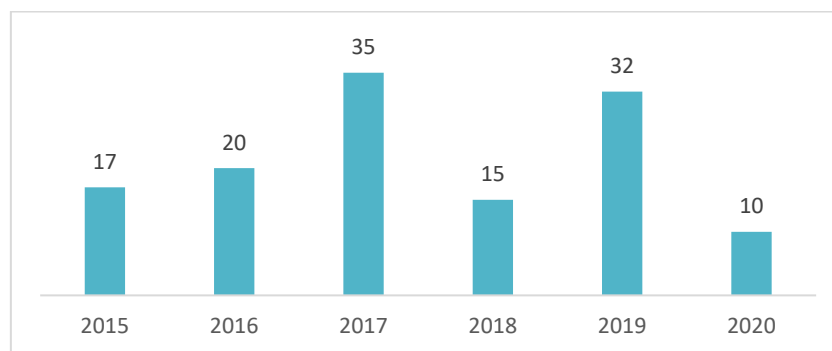
Number of persons prosecuted for trafficking in persons, 2017 – 2020



Source: Ministerio Público.

⁶ See [Sherloc database of legislation](#).

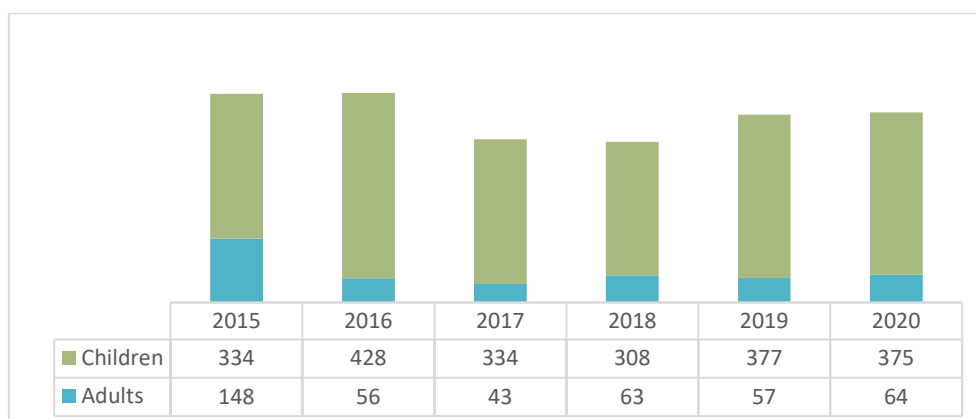
Number of persons convicted of trafficking in persons, 2015 – 2020



Source: Procuraduría General de la Nación, Organismo Judicial.

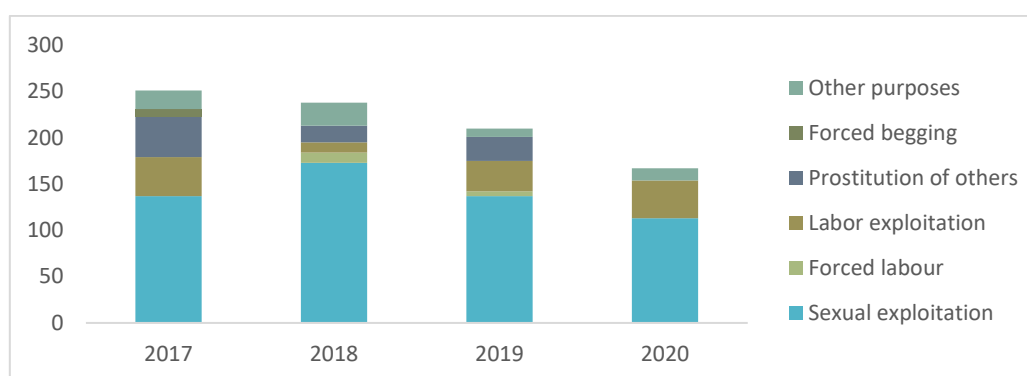
Victims

Number of victims of trafficking in persons detected, by age group, 2016 – 2020



Source: Instituciones que tienen la competencia de identificar a posibles víctimas de trata de personas, entre ellas: PGN, SBS, IGM, otras instituciones albergantes.

Number of victims of trafficking in persons detected, by form of exploitation, 2017 – 2020*

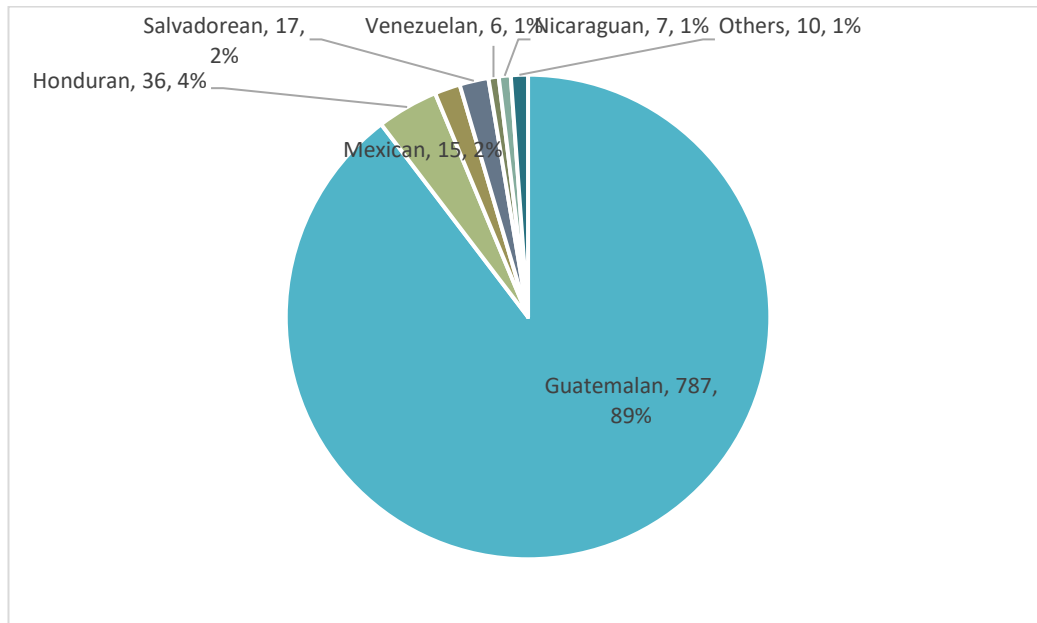


	2017	2018	2019	2020
Sexual exploitation	137	173	137	113
Forced labor	<5	11	5	0
Labor exploitation	42	11	33	41
Prostitution of others	44	18	26	<5
Forced begging	8	<5	<5	<5
Others	20	25	9	13

Source: Instituciones que administran albergues especializados para víctimas de trata de personas.

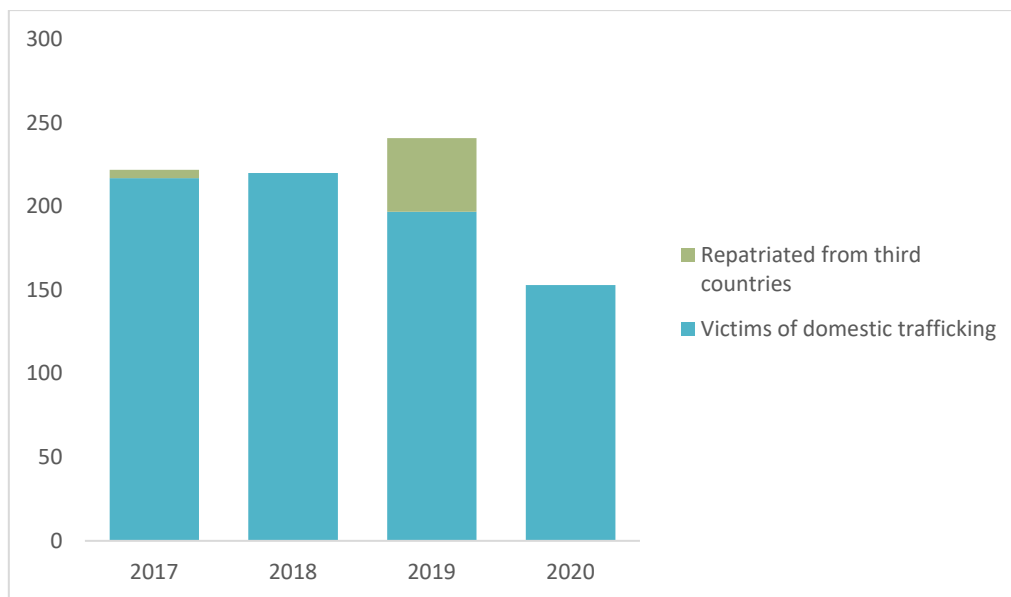
*Note: due to privacy concerns, figures below five are presented as "<5".

Citizenships of persons identified as victims of trafficking in persons by state authorities, 2017 – 2020 (tot: 878)



Source: Instituciones que administran albergues especializados para víctimas de trata de personas.

Number of nationals of Guatemala identified as victims of trafficking, by type, 2017 – 2020*



	2017	2018	2019	2020
Repatriated from third countries	5	<5	44	<5
Victims of domestic trafficking	217	220	197	153

Source: Instituciones que administran albergues especializados para víctimas de trata de personas.

*Note: due to privacy concerns, figures below five are presented as “<5”.

– Honduras –

Legal framework

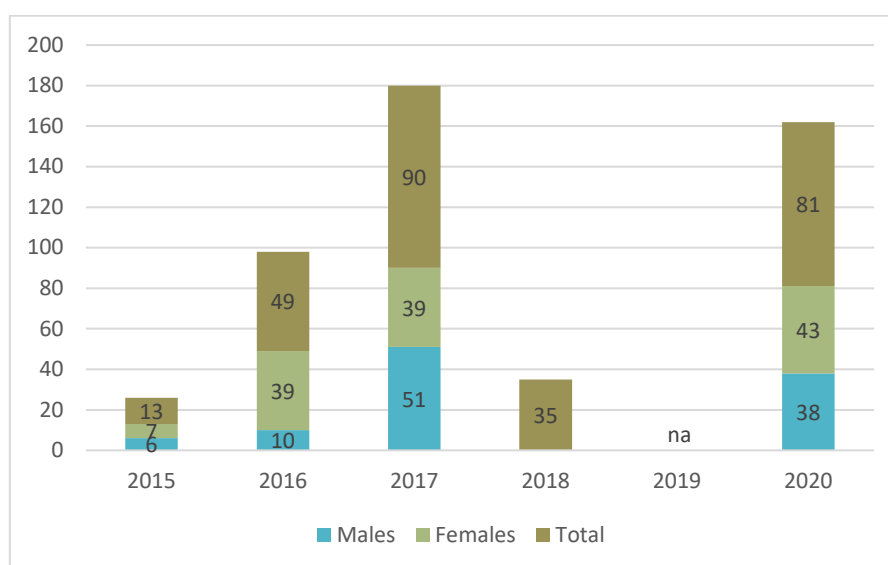
Honduras ratified the UN Trafficking in Persons Protocol to Prevent, Suppress and Punish Trafficking in Persons, Especially Women and Children in 2008. The current legislation on trafficking in persons in Honduras⁷ - in particular, Art.52 de la Ley contra la Trata de Personas. Art. 148, 149-C and 149-D of the Penal Code (Law Decree 234-2005), and Art. 219, 258 of the current Penal Code (Law Decree 130-2017) - covers all forms of trafficking indicated in the UN Trafficking in Persons Protocol.

Investigations and suspects

In 2020, seven cases of trafficking in persons were recorded.

Source: Informe Nacional 2020 de la Comisión Interinstitucional contra la Explotación Sexual Comercial y Trata de Personas de Honduras (CICESCT).

Number of persons brought into formal contact with the police and/or criminal justice system because they have been suspected of, arrested for or cautioned for trafficking in persons, by sex, 2015 – 2020*



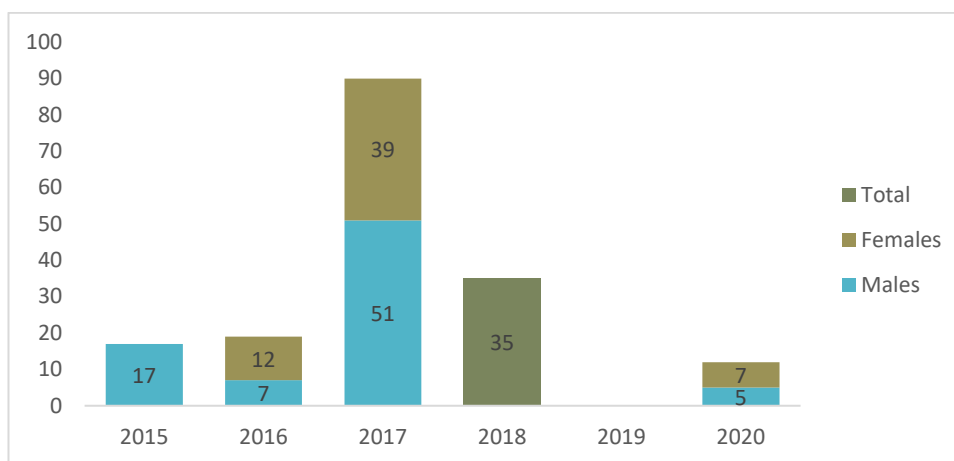
	2015	2016	2017	2018	2019	2020
Males	6	10	51	na	na	38
Females	7	39	39	na	na	43
Total	13	49	90	35	na	81

Source: Informe Nacional de la Comisión Interinstitucional contra la Explotación Sexual Comercial y Trata de Personas de Honduras (CICESCT).

* Data for 2019 was not available at the time of reporting.

⁷ See [Sherloc database of legislation](#).

Number of persons prosecuted for trafficking in persons, by sex, 2015 -2020*

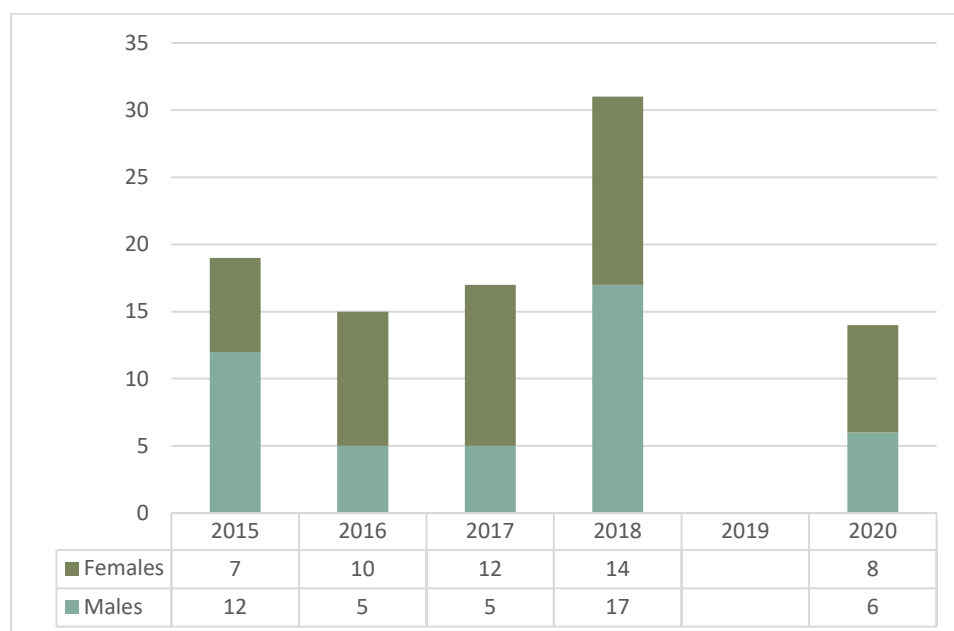


	2015	2016	2017	2018	2019	2020
Males	17	7	51	na	na	5
Females	4	12	39	na	na	7
Total	21	19	90	35	na	12

Source: Informe Nacional de la Comisión Interinstitucional contra la Explotación Sexual Comercial y Trata de Personas de Honduras (CICESCT).

* Data for 2019 was not available at the time of reporting.

Number of persons convicted of trafficking in persons, 2015 – 2020*



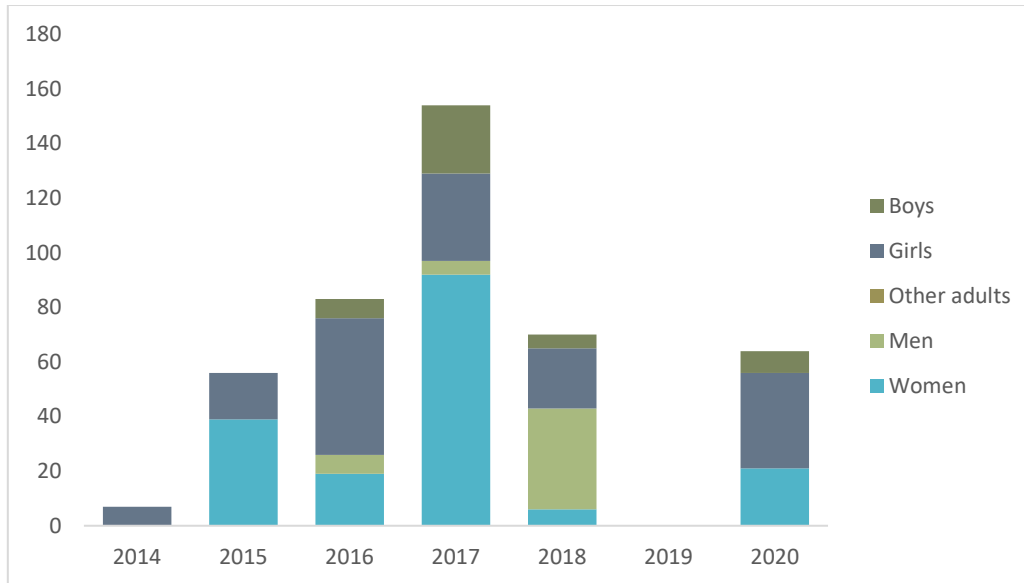
Source: Informe Nacional de la Comisión Interinstitucional contra la Explotación Sexual Comercial y Trata de Personas de Honduras (CICESCT).

* Data for 2019 was not available at the time of reporting.

In 2020, ten persons were convicted of trafficking in persons for the purpose of sexual exploitation, the rest were convicted for the purpose of forced labour or other unspecified purposes. The entirety of the persons convicted of trafficking in persons were Honduran nationals.

Source: Informe Nacional 2020 de la Comisión Interinstitucional contra la Explotación Sexual Comercial y Trata de Personas de Honduras (CICESCT).

Number of victims of trafficking detected, by age and sex, 2014 – 2020*



	2014	2015	2016	2017	2018	2019	2020
Women	0	39	19	92	6	na	21
Men	0	<5	7	5	37	na	<5
Other adults	na	na	na	na	na	na	<5
Girls	7	17	50	32	22	na	35
Boys	0	0	7	25	5	na	8

Source: Informe Nacional 2020 de la Comisión Interinstitucional contra la Explotación Sexual Comercial y Trata de Personas de Honduras (CICESCT).

* Data not available for 2019. Due to privacy concerns, figures below five are presented as “<5”.

In 2020, the majority of the victims detected were victims of trafficking in persons for the purpose of sexual exploitation (48), less than five persons were victims of trafficking in persons for the purpose of forced labour, illegal adoption, forced marriage, begging, forced criminality and other unspecified purposes.

In the same period, the entirety of the persons who were identified as victims of trafficking in persons were citizens of Honduras. The majority of Honduran nationals were trafficked domestically, while those who were trafficked internationally were repatriated from Mexico and Guatemala.

Source: Informe Nacional 2020 de la Comisión Interinstitucional contra la Explotación Sexual Comercial y Trata de Personas de Honduras (CICESCT).

– Jamaica –

Jamaica ratified the UN Protocol to Prevent, Suppress and Punish Trafficking in Persons, Especially Women and Children in 2003. The current legislation on trafficking in persons in Jamaica – Section 4 of the Trafficking in Persons (Prevention, Suppression and Punishment) Act⁸, and Article 9 of the Sexual Offences Act⁹ – covers all forms of trafficking indicated in the Trafficking Protocol.

Investigations

From 2018 to 2019, five men, five women and less than five girls were suspected of trafficking in persons in Jamaica. Most traffickers suspected were of Jamaican nationality (six), while the remaining were citizens of India, Honduras and China. Among them, less than five women, men and girls were prosecuted for trafficking in persons.

In the same period, national authorities reported six cases of trafficking in persons for the purpose of forced labour and five cases of trafficking in persons for the purpose of sexual exploitation.

Source: Office of the National Rapporteur on Trafficking in Persons- Human Trafficking in Jamaica: A Clear and Present Danger (Annual Report April 2018-March 2020).

Victims

From 2019 to 2020, five female victims of sex trafficking and less than five male victims of labour trafficking, all Jamaican nationals, were identified. During this period, less than five adult foreign nationals originating from India, Honduras and China were identified as being victims of trafficking in persons for the purpose of forced labour.

From 2018 to 2019, five girls who were Jamaican nationals were identified as victims of sex trafficking and rescued. All of these victims came from low-income families. During this period, less than five adult female Chinese nationals were trafficked from China to Jamaica for the purpose of sexual exploitation.

From 2006 to 2019, 38 boys and 14 girls were identified as victims of trafficking in persons.

Source: Office of the National Rapporteur on Trafficking in Persons- Human Trafficking in Jamaica: A Clear and Present Danger (Annual Report April 2018-March 2020).

⁸ See [Sherloc database of legislation](#).

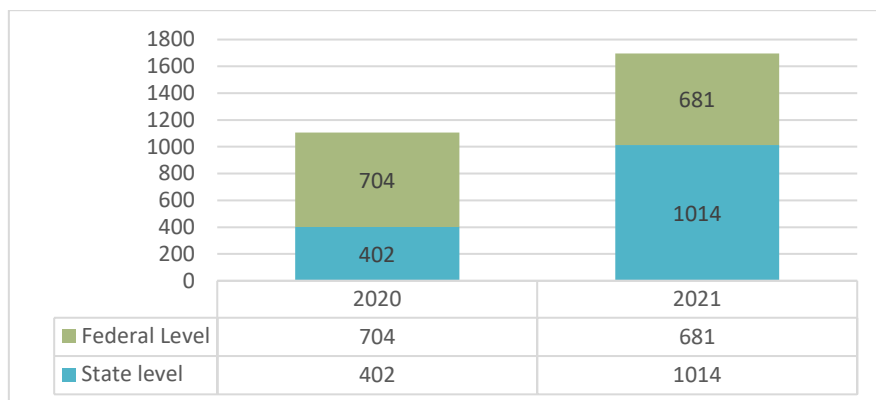
⁹ See [Sherloc database of legislation](#).

– Mexico –

Mexico ratified the UN Protocol to Prevent, Suppress and Punish Trafficking in Persons, Especially Women and Children in 2003. The federal legislation on trafficking in persons in Mexico – the General law to prevent, punish and eradicate crimes related to human trafficking and for the protection and assistance of victims of these crimes – covers all forms of trafficking indicated in the Protocol.¹⁰

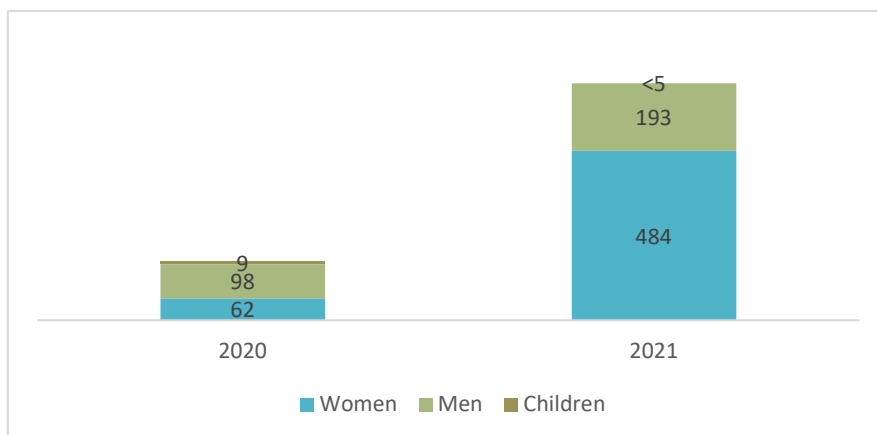
Investigations and suspects

Number of offences of trafficking in persons recorded, 2020-2021



Source: Secretaria de Gobernacion.

Number of persons brought into formal contact with the police and/or criminal justice system because they have been suspected of, arrested for, or cautioned for trafficking in persons at state level, by sex and age group, 2020-2021*



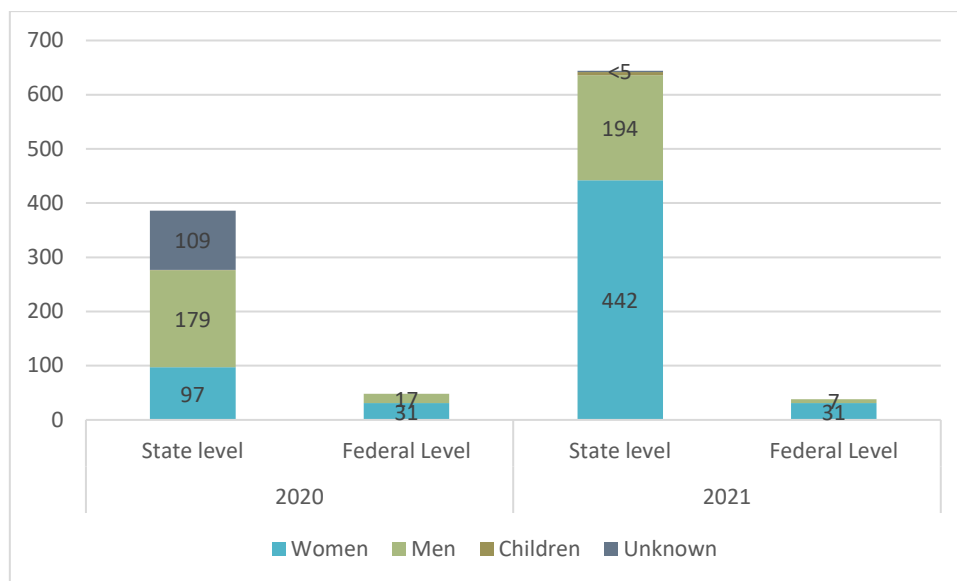
	2020	2021
Women	62	484
Men	98	193
Children	9	<5

Source: Secretaria de Gobernacion.

* Due to privacy concerns, figure below five were reported as “<5”.

¹⁰ See [Sherloc database of legislation](#).

Number of persons prosecuted for trafficking in persons at state and federal level, by age group and sex, 2020-2021*

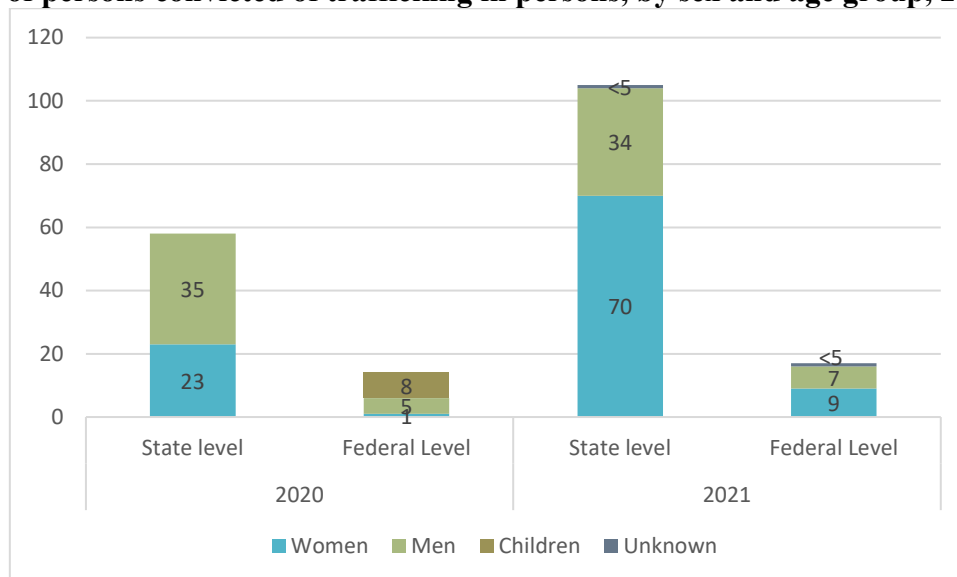


year		Women	Men	Children	Unknown
2020	State level	97	179	<5	109
	Federal Level	31	17	0	0
2021	State level	442	194	6	<5
	Federal Level	31	7	0	0

Source: Secretaria de Gobernacion.

* Due to privacy concerns, figure below five were reported as “<5”.

Number of persons convicted of trafficking in persons, by sex and age group, 2020-2021*

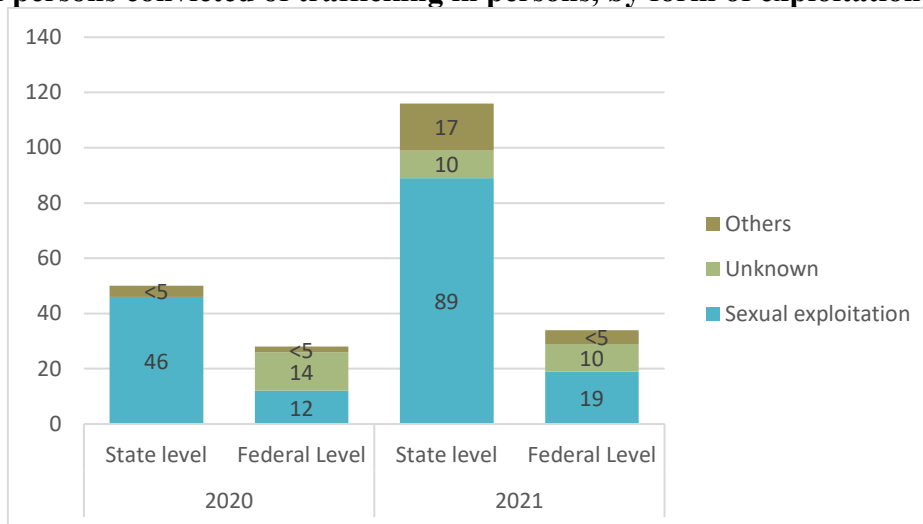


year	Level	Women	Men	Children	Unknown
2020	State level	23	35	0	0
	Federal Level	<5	5	8	0
2021	State level	70	34	0	<5
	Federal Level	9	7	0	<5

Source: Secretaria de Gobernacion.

* Due to privacy concerns, figure below five were reported as “<5”.

Number of persons convicted of trafficking in persons, by form of exploitation, 2020-2021*



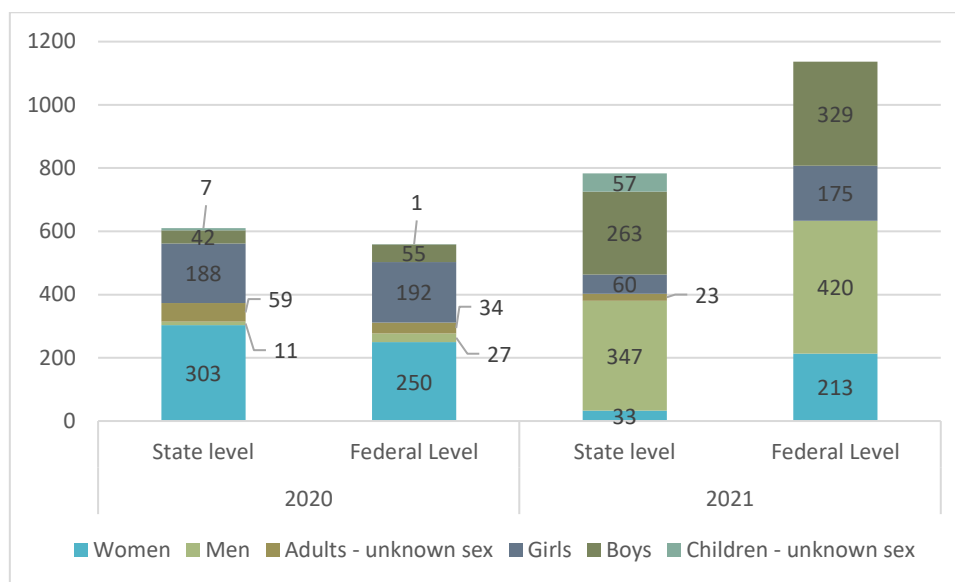
Year	Level	Sexual exploitation	Unknown	Others
2020	State level	46	0	<5
	Federal Level	12	14	<5
2021	State level	89	10	17
	Federal Level	19	10	<5

Source: Secretaria de Gobernacion.

* Due to privacy concerns, figure below five were reported as “<5”.

Victims

Number of victims of trafficking in persons identified, by sex and age group, 2020-2021*

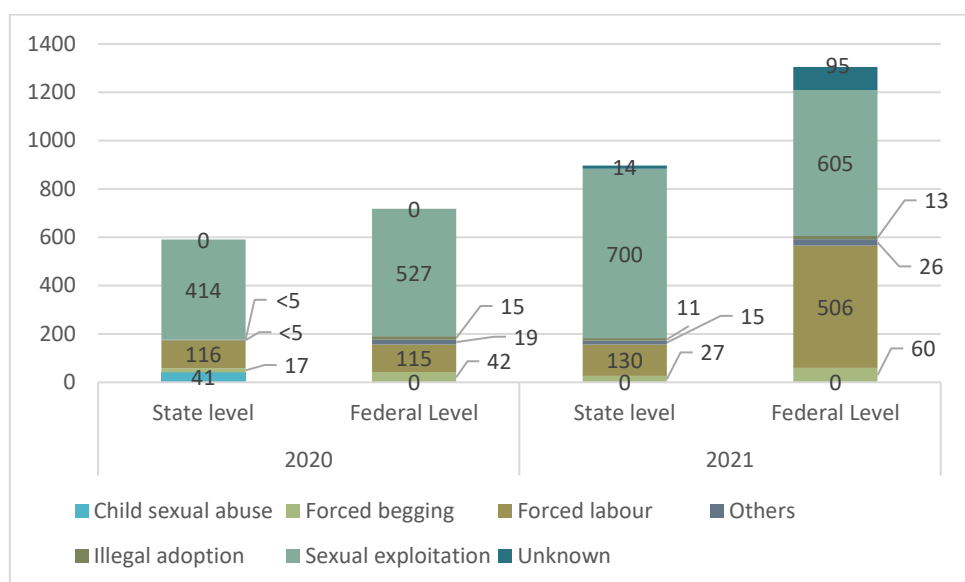


year	level	Women	Men	Adults - unknown sex	Girls	Boys	Children - unknown sex
2020	State	303	11	59	188	42	7
	Federal	250	27	34	192	55	<5
2021	State	33	347	23	60	263	57
	Federal	213	420	0	175	329	0

Source: Secretaria de Gobernacion.

* Due to privacy concerns, figure below five were reported as “<5”.

Number of victims of trafficking in persons identified, by form of exploitation, 2020-2021*



year	Level	Child sexual abuse	Forced begging	Forced labour	Others	Illegal adoption	Sexual exploitation	Unknown
2020	State	41	17	116	<5	<5	414	0
	Federal	0	42	115	19	15	527	0
2021	State	0	27	130	15	11	700	14
	Federal	0	60	506	26	13	605	95

Source: Secretaria de Gobernacion.

* Due to privacy concerns, figure below five were reported as "<5".

– Nicaragua –

Nicaragua acceded to the UN Protocol to Prevent, Suppress and Punish Trafficking in Persons, Especially Women and Children in 2004. The current legislation on trafficking in persons in Nicaragua- Articles 182-182 quarter- covers some forms of trafficking in persons (sex trafficking and forced labour) indicated in the UN Trafficking in Persons Protocol.¹¹

Investigations and suspects

In 2020, two cases of trafficking in persons were recorded by national authorities. Less than five offenders were arrested for trafficking in persons and related offences. Suspects were all adults, men and women.

Source: Coalicion Nacional contra la Trata de Personas

Victims

In 2020, less than five victims of trafficking in persons were identified by the authorities of Nicaragua. Identified victims were all girls, of Nicaraguan nationality, trafficked domestically for the purpose of sexual exploitation.

Source: Coalicion Nacional contra la Trata de Person.

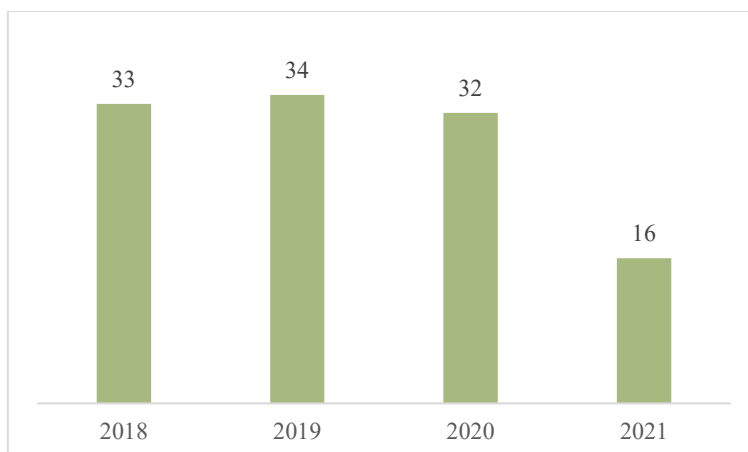
¹¹ See [Sherloc database of legislation](#).

– Panama –

Panama ratified the UN Protocol to Prevent, Suppress and Punish Trafficking in Persons, Especially Women and Children in 2004. The current legislation on trafficking in persons in Panama – Article 456-A of the Law 79 on Human Trafficking and Related Activities – covers all forms of trafficking indicated in the UN Trafficking in Persons Protocol.¹²

Investigations and suspects

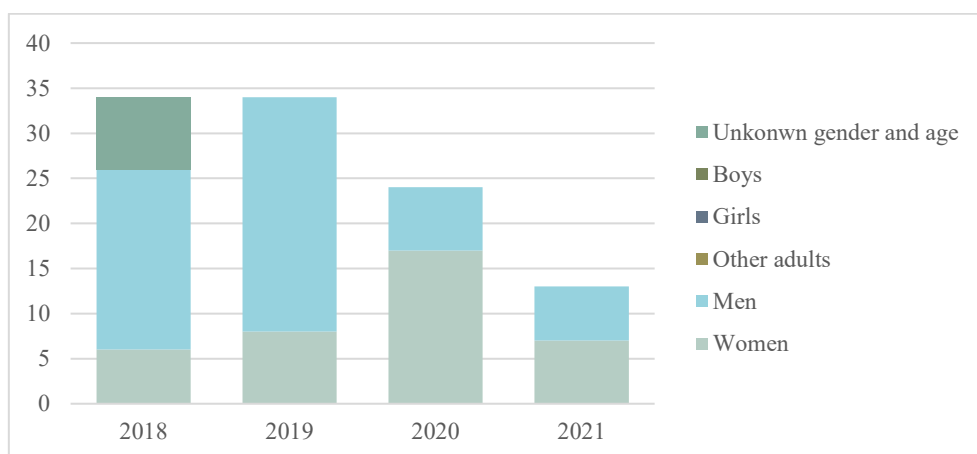
Number of cases of trafficking in persons recorded, 2018 - 2021



Source: Fiscalía 1° Especializada Contra la Delincuencia Organizada. Ministerio Público de Panamá.

Victims

Number of victims of trafficking in persons detected, by age and sex, 2018 – 2021*



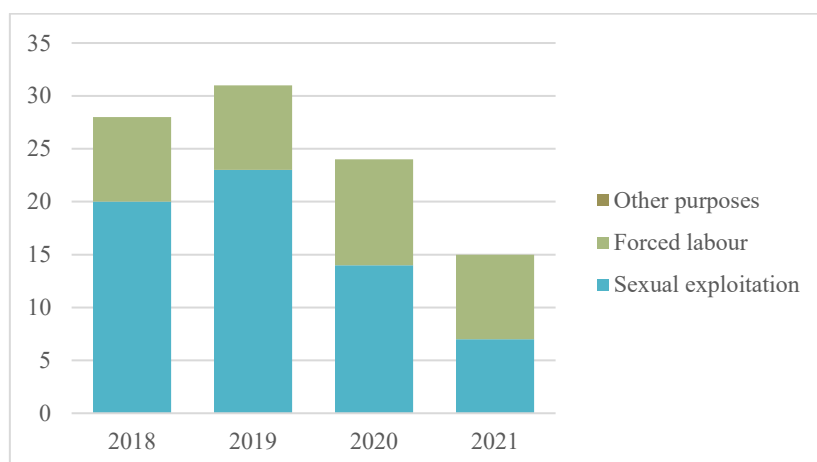
	2018	2019	2020	2021
Women	6	8	17	7
Men	20	26	7	6
Other adults	0	<5	<5	<5
Girls	0	0	0	0
Boys	<5	<5	0	0
Unknown gender and age	8	0	0	0

Source: Fiscalía 1° Especializada Contra la Delincuencia Organizada. Ministerio Público de Panamá.

*Note: due to privacy concerns, figures below five are presented as “<5”.

¹² See [Sherloc database of legislation](#).

Number of victims of trafficking in persons detected, by form of exploitation, 2018 – 2021*

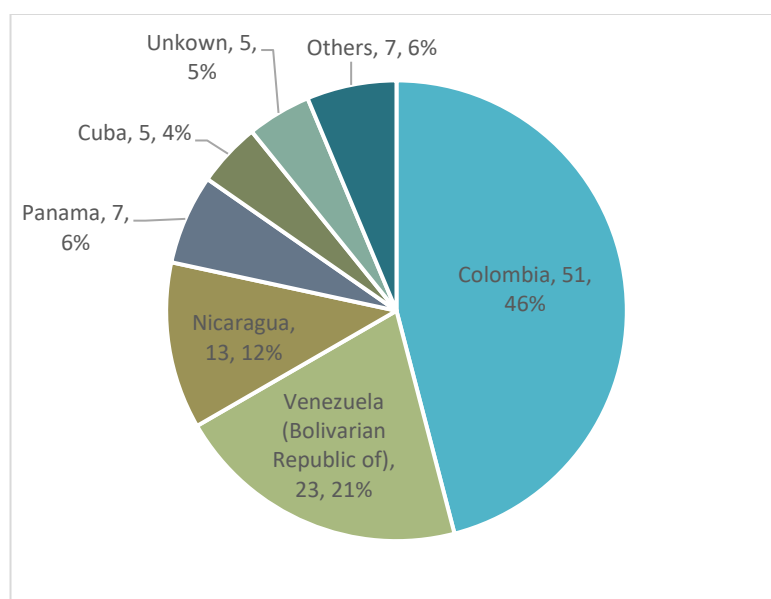


	2018	2019	2020	2021
Sexual exploitation	20	23	14	7
Forced labour	8	8	10	8
Other purposes	0	<5	<5	<5

Source: Fiscalía 1° Especializada Contra la Delincuencia Organizada. Ministerio Público de Panamá.

*Note: due to privacy concerns, figures below five are presented as “<5”.

Citizenships of persons identified as victims of trafficking in persons by state authorities, 2018 – 2021 (tot: 111)



Source: Fiscalía 1° Especializada Contra la Delincuencia Organizada. Ministerio Público de Panamá.

- St. Lucia-

St. Lucia acceded to the UN Trafficking Protocol in 2013. The Department of Home Affairs of St. Lucia reported that no cases of trafficking in persons were filed between 2018 and 2021. No persons were identified as victims of human trafficking by state authorities between 2018 and 2021.

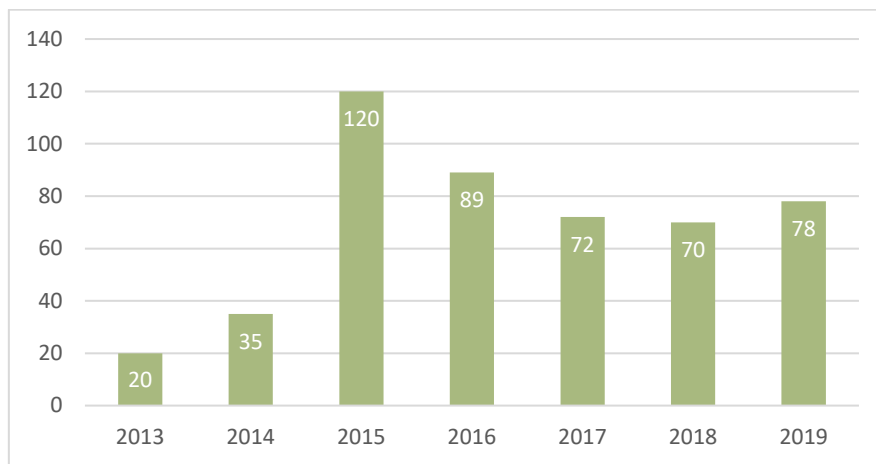
– The Republic of Trinidad and Tobago –

Legal framework

The Republic of Trinidad and Tobago ratified the UN Trafficking in Persons Protocol in 2007. The current legislation on trafficking in persons in The Republic of Trinidad and Tobago – articles 3¹³, 16 and 17¹⁴ of the Trafficking in Persons Act – covers all forms of trafficking indicated in the UN Trafficking in Persons Protocol.

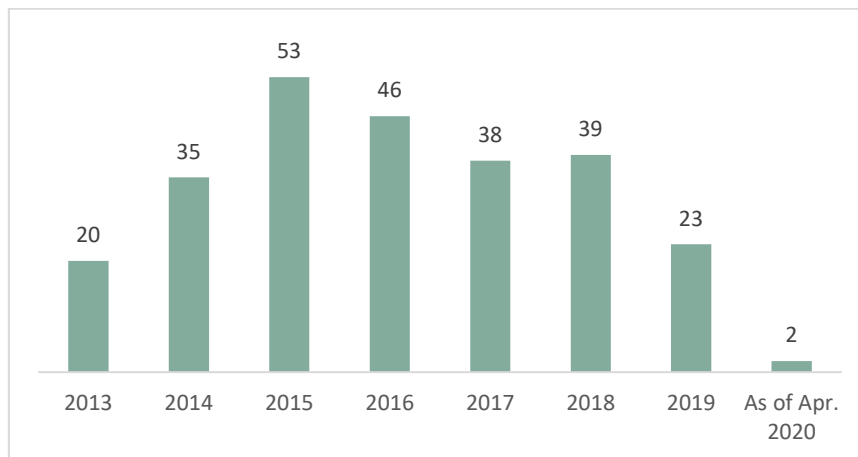
Investigations and suspects

Number of reports of trafficking in persons received, 2013 – 2019



Source: Eighteenth Report of the Joint Select Committee on Human Rights, Equality and Diversity – Parliament of The Republic of Trinidad and Tobago.

Number of investigations initiated, 2013 – 2020

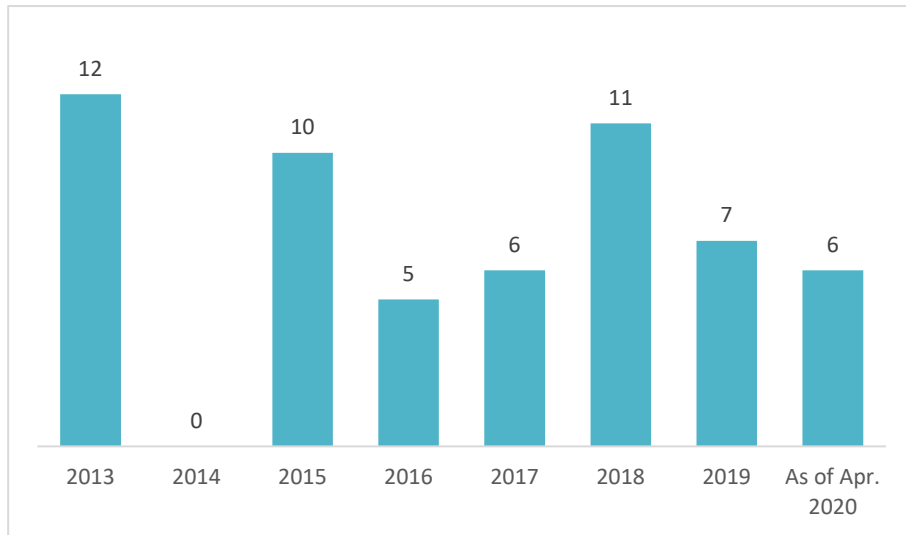


Source: Eighteenth Report of the Joint Select Committee on Human Rights, Equality and Diversity – Parliament of The Republic of Trinidad and Tobago.

¹³ See [Sherloc database of legislation](#).

¹⁴ See [Sherloc database of legislation](#).

Number of persons charged with trafficking in persons and related offences, 2013 – 2020



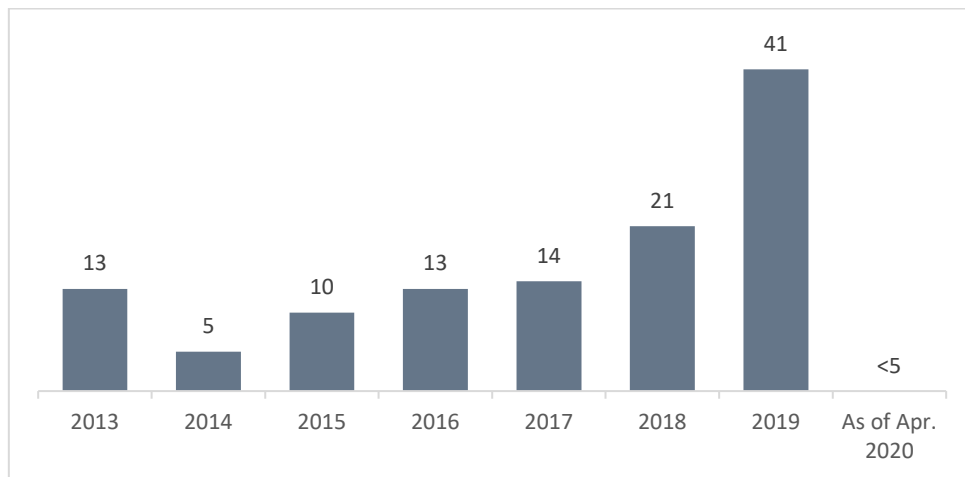
Source: Eighteenth Report of the Joint Select Committee on Human Rights, Equality and Diversity – Parliament of The Republic of Trinidad and Tobago.

In the period of 2013 to April 2020, a total of nine persons were committed to stand trial, but no conviction was recorded during the same period.

Source: Eighteenth Report of the Joint Select Committee on Human Rights, Equality and Diversity – Parliament of The Republic of Trinidad and Tobago.

Victims

Number of victims of trafficking in persons detected, 2013 – 2020*



Source: Eighteenth Report of the Joint Select Committee on Human Rights, Equality and Diversity – Parliament of The Republic of Trinidad and Tobago.

*Due to privacy concerns, figures below five were reported as “<5”.

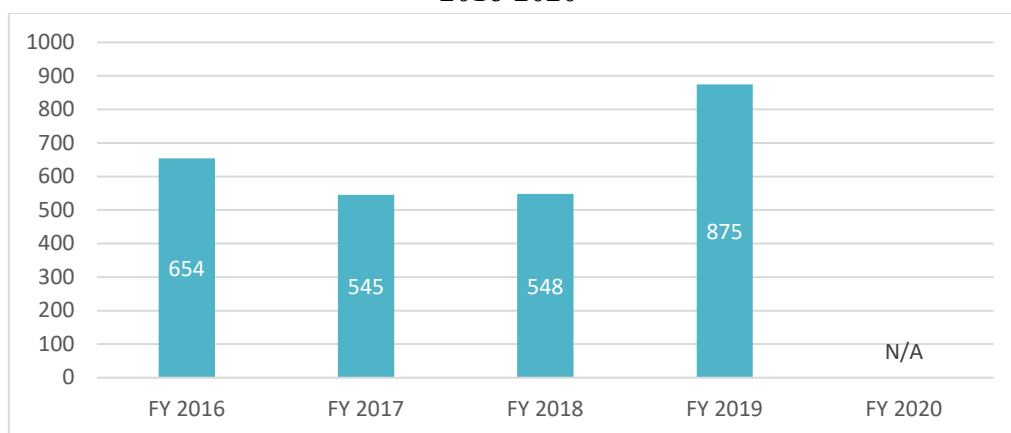
– United States of America –

The United States of America ratified the UN Protocol to Prevent, Suppress and Punish Trafficking in Persons, Especially Women and Children in 2005. Trafficking in persons is criminalised under articles 1581-1596 of Title 18 of the United States Code.¹⁵

Investigations and suspects

The Departments of Justice (DOJ), Homeland Security (DHS), State (DOS) and Defense (DoD) are the primary investigating agencies for federal trafficking offenses. The federal government collects state and local data on human trafficking investigations through the Federal Bureau of Investigation’s (FBI) Uniform Crime Reporting Program; however, not all state and local jurisdictions participate.

Number of human trafficking offences investigated and prosecuted by the federal government, 2016-2020*



Source: The U.S. Department of State Trafficking in Persons Report, 2018, 2019, 2020, 2021.

*Statistics are taken per fiscal year (FY) in the United States, which spans the period between October 1 and September 30.

Number of human trafficking investigations opened by the federal government, 2017-2020*



Source: The U.S. Department of State Trafficking in Persons Report, 2018, 2019, 2020, 2021

*Statistics are taken per FY in the United States, which spans the period between October 1 and September 30.

¹⁵ See [Sherloc database of legislation](#).

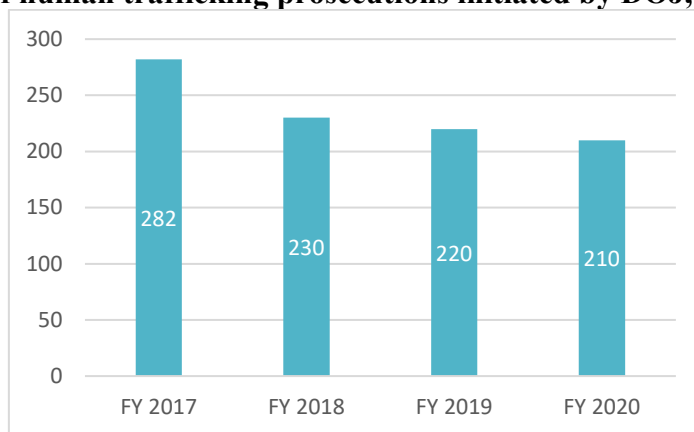
The Department of Defense (DoD) investigates trafficking in persons cases involving U.S. military, DoD civilians, and Defense contractor personnel. In fiscal year (FY) 2020, DoD reported 160 human trafficking cases involving DoD personnel.

Source: Department of Defense.

The Department of Labor – Office of the Inspector General (DOL-OIG) investigates trafficking in persons cases involving fraud and abuse related to DOL’s programs, including Foreign Labor Certification programs. In FY 2017 and FY 2018, DOL-OIG opened four investigations both years related to labor trafficking allegations. In FY 2019 DOL-OI opened 17 investigations and 11 investigations in FY 2020.

Source: Department of Labor Office for the Inspector General.

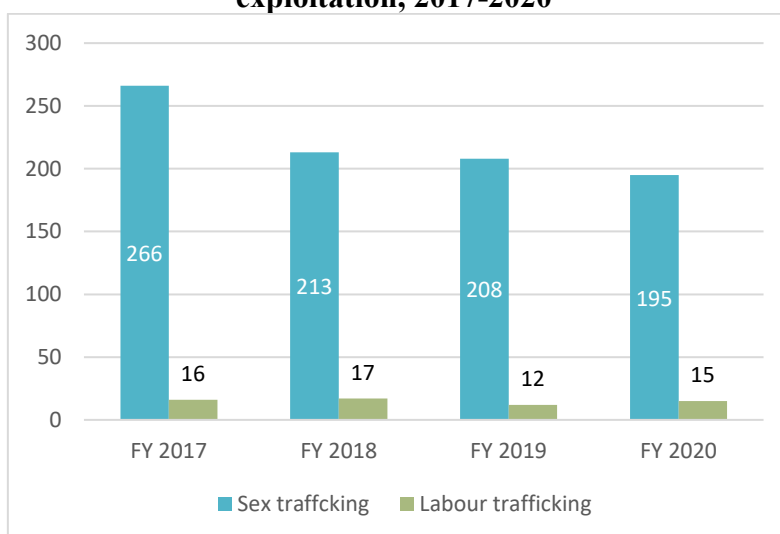
Number of human trafficking prosecutions initiated by DOJ, 2017-2020*



Source: The U.S. Department of State Trafficking in Persons Report, 2018, 2019, 2020, 2021.

*Statistics are taken per FY in the United States, which spans the period between October 1 and September 30. Data includes defendants charged under trafficking-specific criminal statutes and related non-trafficking criminal statutes. The data does not include child sex trafficking cases brought under non-trafficking statutes.

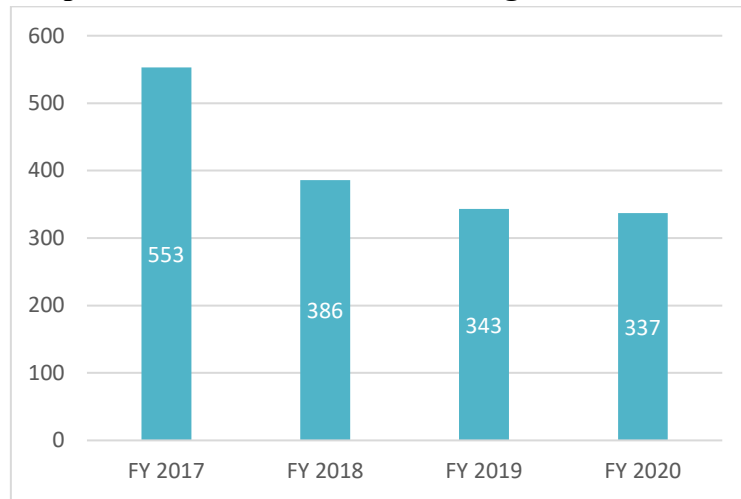
Number of human trafficking prosecutions initiated by DOJ, by predominantly reported form of exploitation, 2017-2020*



Source: The U.S. Department of State Trafficking in Persons Report, 2018, 2019, 2020, 2021.

*Statistics are taken per FY in the United States, which spans the period between October 1 and September 30. The number of persons prosecuted for trafficking in persons does not equate to the number of cases prosecuted as there may have been multiple defendants in a case.

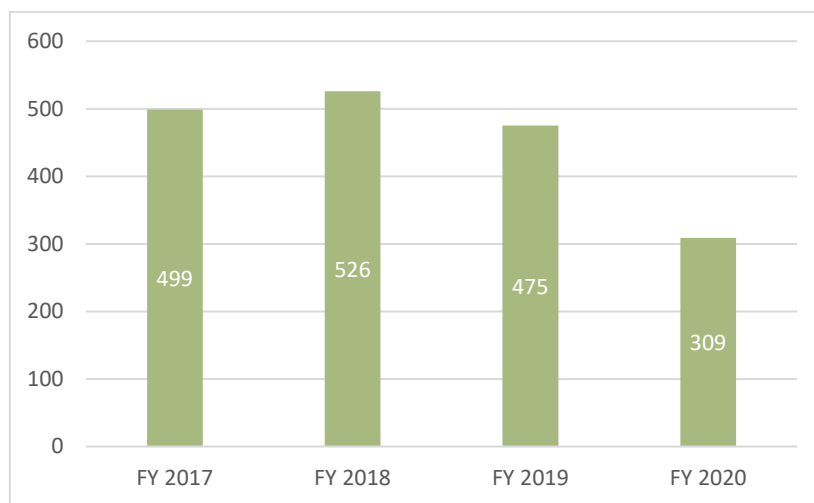
Number of persons prosecuted for human trafficking and related offences, 2017-2020*



Source: The U.S. Department of State Trafficking in Persons Report, 2018, 2019, 2020, 2021.

*Statistics are taken per FY in the United States, which spans the period between October 1 and September 30.

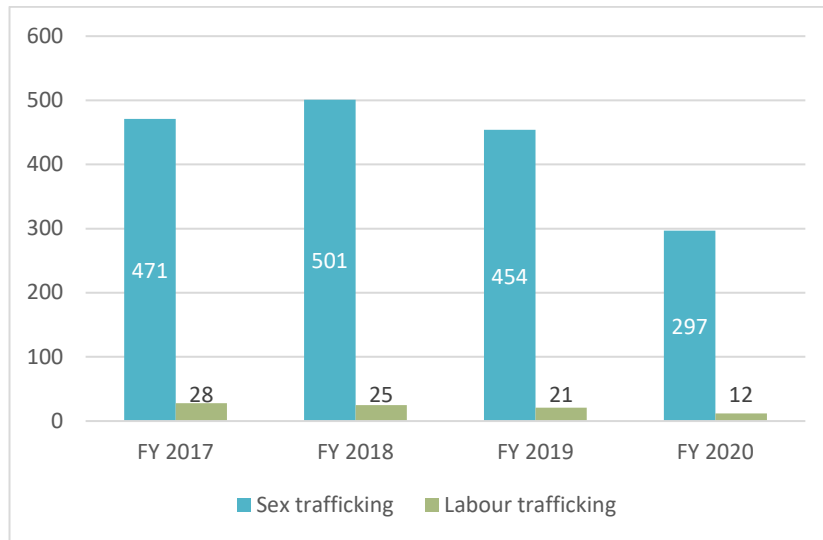
Number of persons convicted of trafficking in persons, October 1, 2017 – September 30, 2020*



Source: The U.S. Department of State Trafficking in Persons Report, 2018, 2019, 2020, 2021.

*Statistics are taken per FY in the United States, which spans the period between October 1 and September 30. These convictions represent federal human trafficking convictions secured by the Department of Justice. Data includes defendants charged under trafficking-specific criminal statutes and related non-trafficking criminal statutes. The data does not include child sex trafficking cases brought under non-trafficking statutes.

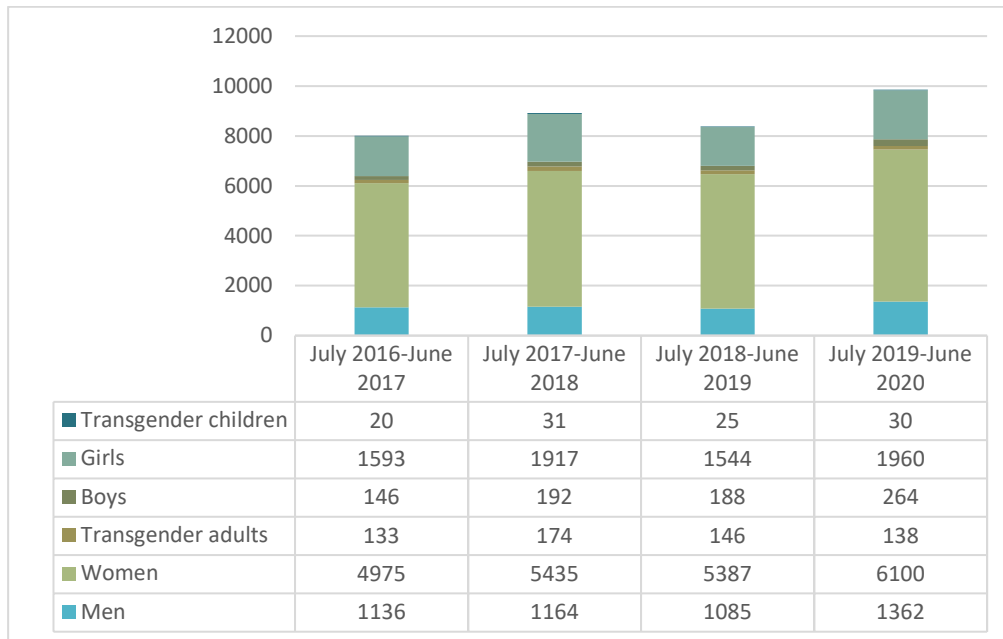
Number of persons convicted for trafficking in persons, by predominantly reported form of exploitation, 2017-2020*



Source: The U.S. Department of State Trafficking in Persons Report, 2018, 2019, 2020, 2021.
 *Statistics are taken per FY in the United States, which spans the period between October 1 and September 30.

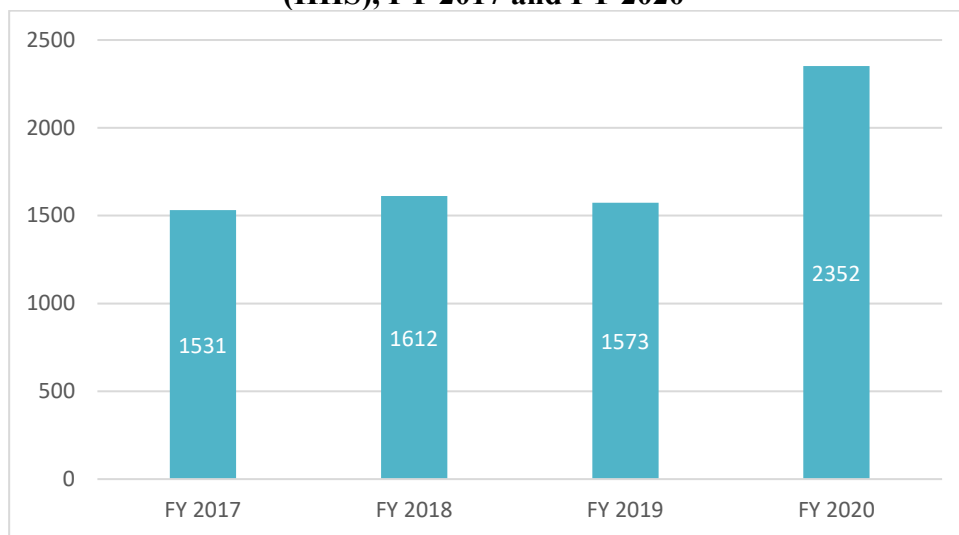
Victims

Number of potential and confirmed victims of trafficking in persons detected by DOJ-funded victim service providers, by age and sex, July 1, 2016 – June 30, 2020



Source: Department of Justice Office for Victims of Crime.

Number of victims of trafficking in persons assisted by the Department of Health and Human Services (HHS), FY 2017 and FY 2020*

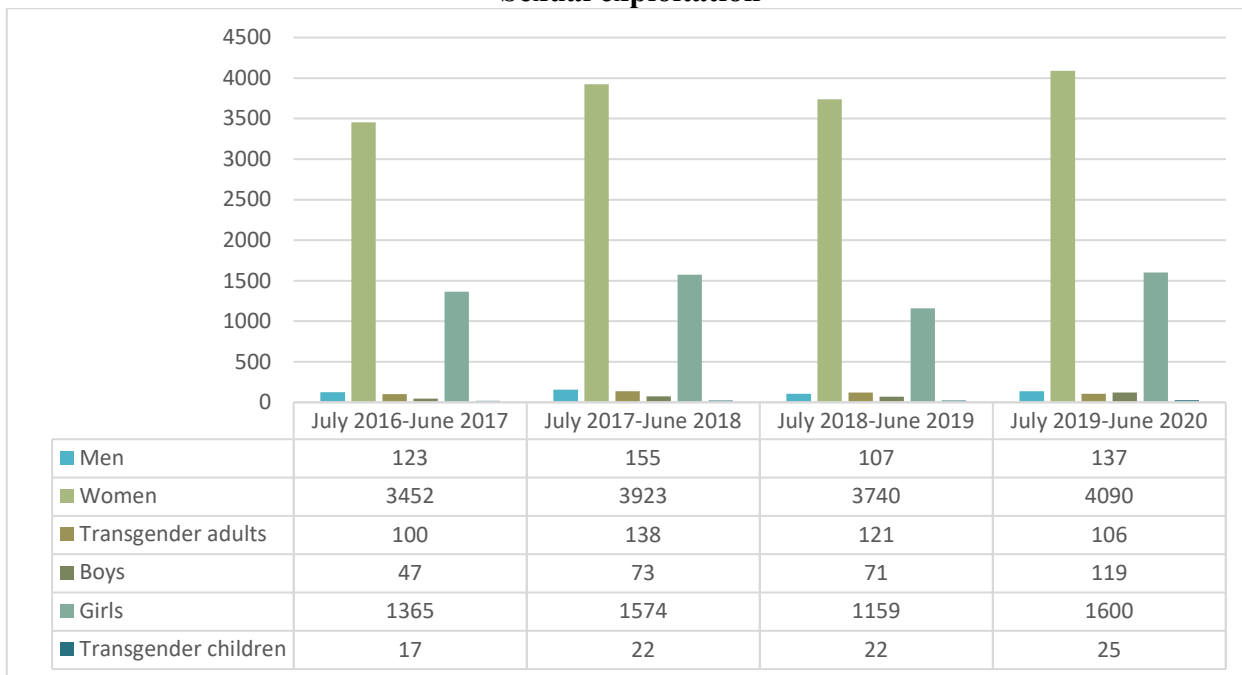


Source: Department of Health and Human Services Office on Trafficking in Persons.

*Statistics are taken per FY in the United States, which spans the period between October 1 and September 30. Record-keeping systems used by DOJ and HHS did not allow for cross-referencing to determine which victims were served by both agencies.

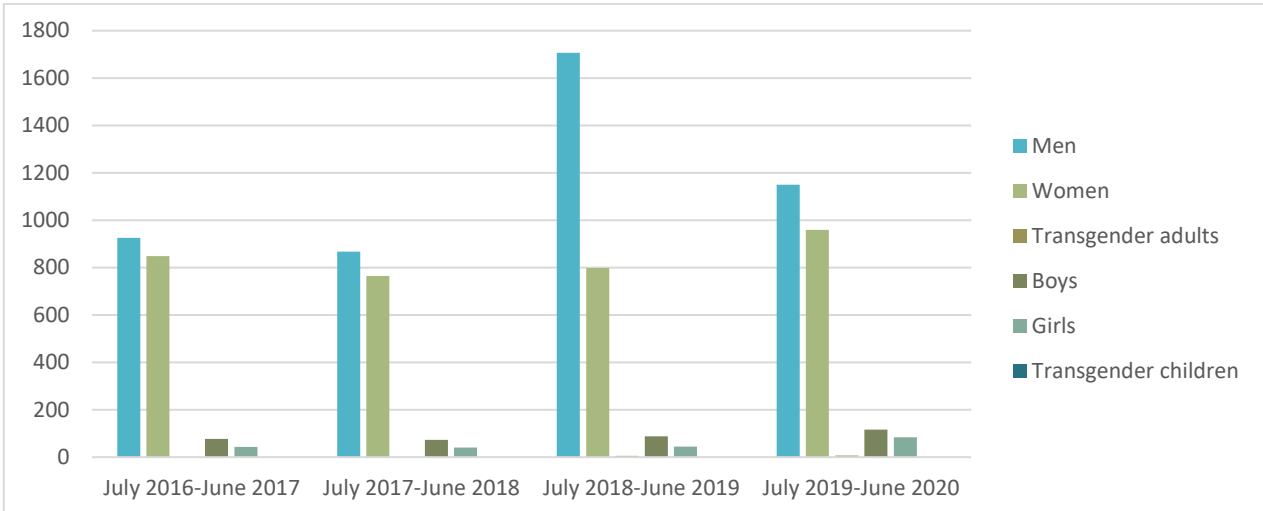
Number of victims of trafficking reported through the DOJ OVC’s Trafficking Information Management System (TIMS), by sex, age and form of exploitation, 2017-2020

Sexual exploitation



Source: Department of Justice Office for Victims of Crime.

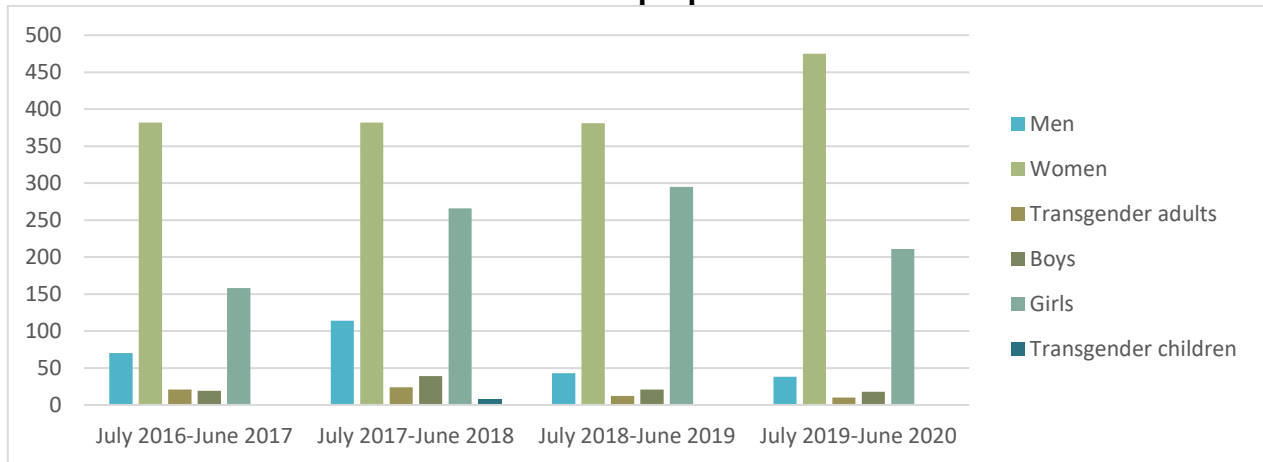
Forced Labour*



	July 2016-June 2017	July 2017-June 2018	July 2018-June 2019	July 2019-June 2020
Men	925	868	1707	1150
Women	848	765	799	960
Transgender adults	<5	<5	6	7
Boys	77	73	88	116
Girls	44	41	45	84
Transgender children	0	0	0	0

Source: Department of Justice Office for Victims of Crime.
 * Due to privacy reasons, figures below five were presented as “<5”.

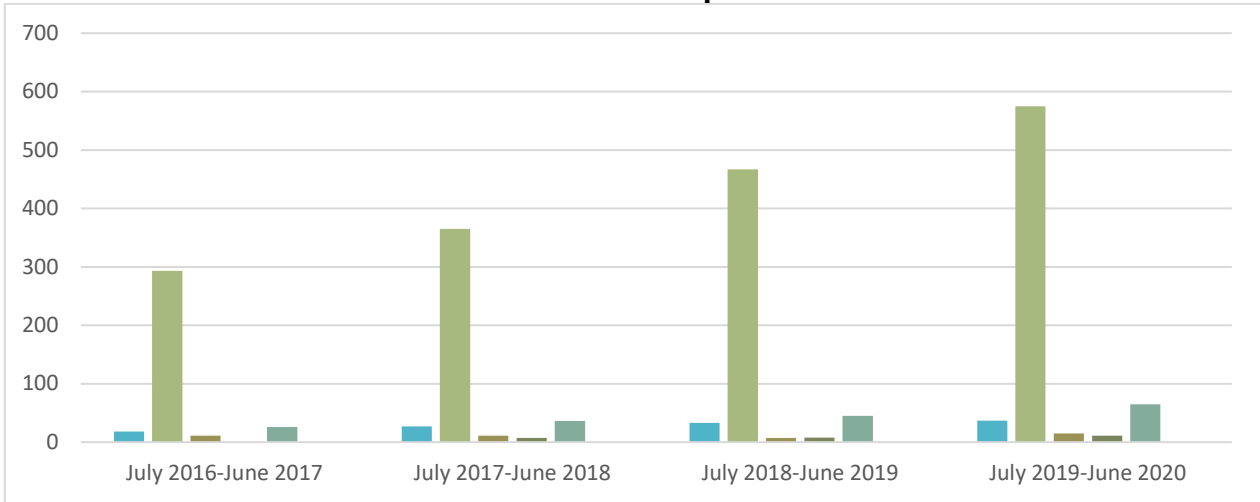
Unknown purposes*



	July 2016-June 2017	July 2017-June 2018	July 2018-June 2019	July 2019-June 2020
Men	70	114	43	38
Women	382	382	381	475
Transgender adults	21	24	12	10
Boys	19	39	21	18
Girls	158	266	295	211
Transgender children	<5	8	<5	<5

Source: Department of Justice Office for Victims of Crime.
 * Due to privacy reasons, figures below five were presented as “<5”.

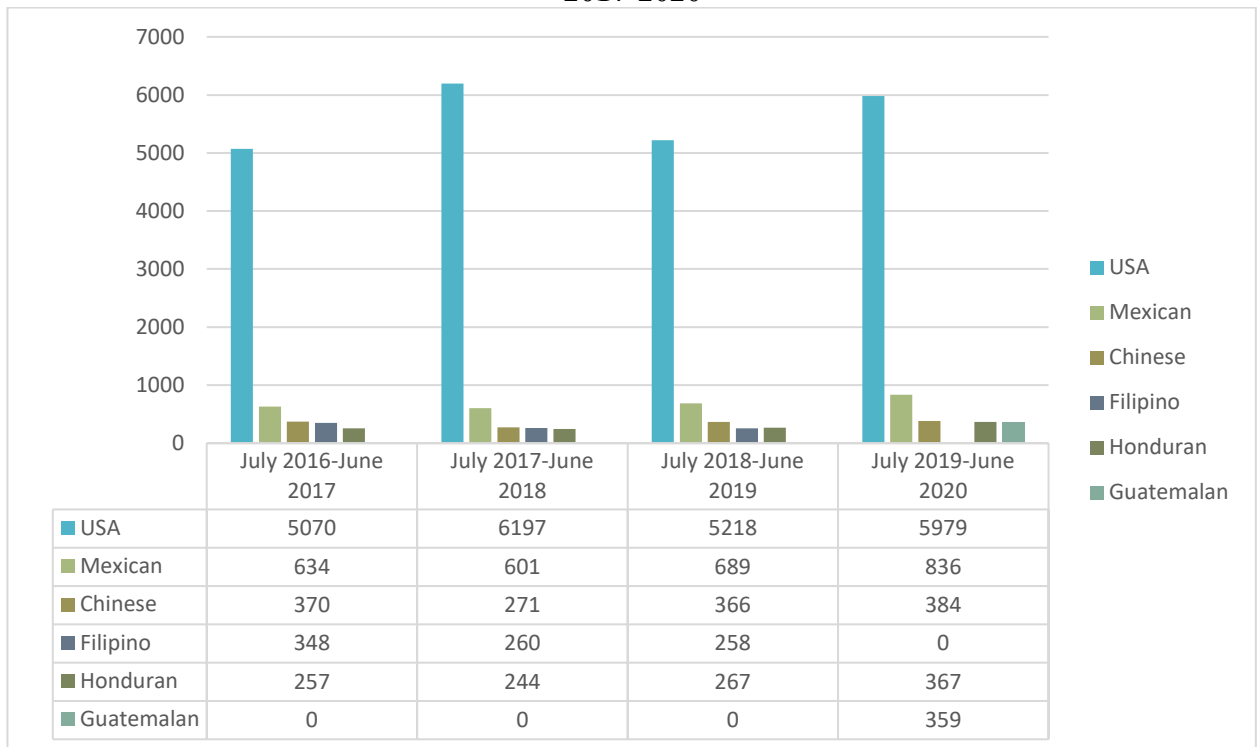
Sexual and labour exploitation*



	July 2016-June 2017	July 2017-June 2018	July 2018-June 2019	July 2019-June 2020
Men	18	27	33	37
Women	293	365	467	575
Transgender adults	11	11	7	15
Boys	<5	7	8	11
Girls	26	36	45	65
Transgender children	0	<5	<5	<5

Source: Department of Justice Office for Victims of Crime.
 * Due to privacy reasons, figures below five were presented as “<5”.

Most reported citizenships of persons identified as confirmed and potential victims of trafficking in persons as reported through the DOJ OVC’s Trafficking Information Management System (TIMS), 2017-2020



	July 2016-June 2017	July 2017-June 2018	July 2018-June 2019	July 2019-June 2020
USA	5070	6197	5218	5979
Mexican	634	601	689	836
Chinese	370	271	366	384
Filipino	348	260	258	0
Honduran	257	244	267	367
Guatemalan	0	0	0	359

Source: Department of Justice Office for Victims of Crime.