



**GLOBAL REPORT  
ON TRAFFICKING IN  
PERSONS 2022**

***Country profiles  
East Asia and the Pacific***



**UNODC**

United Nations Office on Drugs and Crime



## TABLE OF CONTENTS

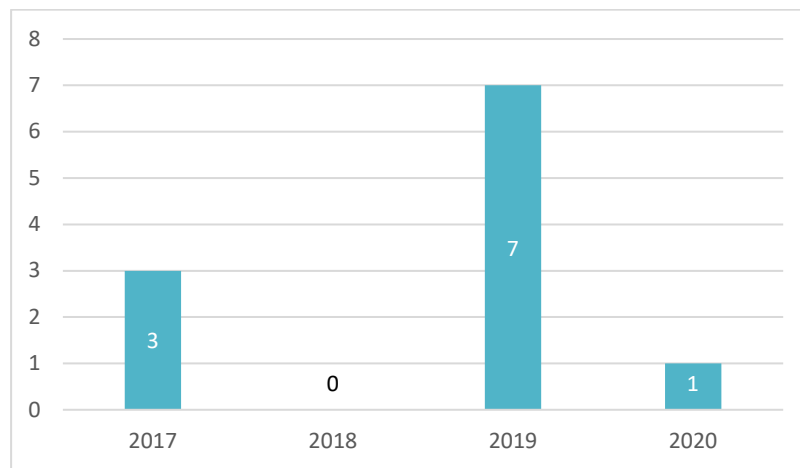
– Australia – .....	2
– Brunei Darussalam – .....	6
– Cambodia – .....	7
- The People’s Republic of China – .....	9
– Fiji – .....	13
– Federated States of Micronesia – .....	15
- Indonesia - .....	16
– Japan – .....	19
- Malaysia - .....	20
- Mongolia - .....	24
–Myanmar– .....	28
- New Zealand - .....	33
- Palau - .....	34
- Singapore - .....	36
– Solomon Islands – .....	37
–Thailand– .....	38
-The Philippines- .....	42
- Tonga - .....	46
– Vanuatu – .....	47

– Australia –

Australia ratified the UN Protocol to Prevent, Suppress and Punish Trafficking in Persons, Especially Women and Children in 2005. The current legislation on trafficking in persons in Australia<sup>1</sup> – Divisions 270-271 of the *Criminal Code Act 1995* (Cth) – covers all forms of trafficking indicated in the Protocol.

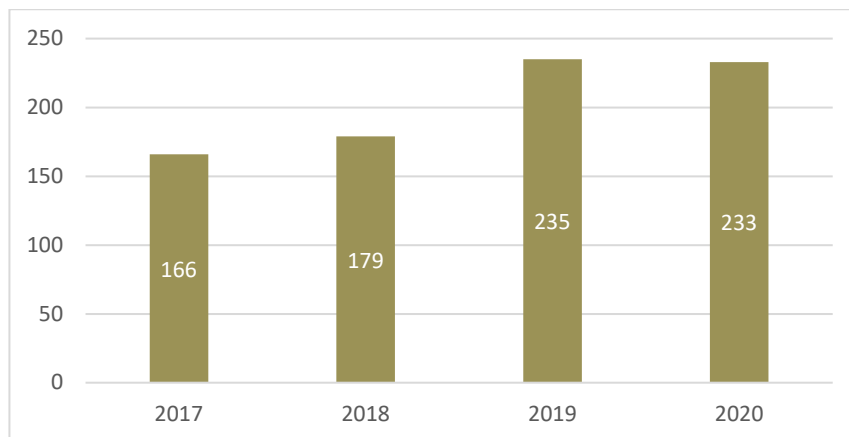
*Investigations and suspects*

**Number of offences of trafficking in persons, 2017-2020<sup>2,3</sup>**



Source: Commonwealth Director of Public Prosecutions.

**Number of of referrals received and investigations commenced by the Australian Federal Police, 2017-2020<sup>4</sup>**



Source: Australian Federal Police.

Between 2017 and 2019, 16 persons were prosecuted for trafficking in persons, including ten men and six women.<sup>5</sup>

<sup>1</sup> See [Sherloc database of legislation](#).

<sup>2</sup> Includes trafficking in persons, slavery and slavery-like practices.

<sup>3</sup> Represents offences for which there was a conviction.

<sup>4</sup> Includes trafficking in persons, slavery and slavery-like practices.

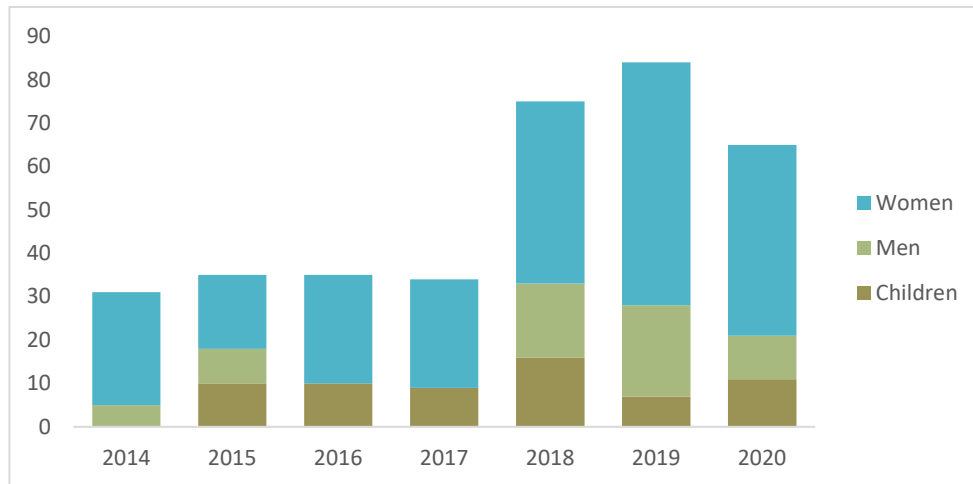
<sup>5</sup> Includes trafficking in persons, slavery and slavery-like practices.

Between 2017 and 2020, eight persons, including five men, were convicted of trafficking in persons for the purpose of sexual exploitation, forced labour and/or servitude.

Source: Commonwealth Director of Public Prosecutions.

*Victims*

**Number of victims of trafficking in persons detected, by sex and age, 2014-2020\*<sup>6,7,8</sup>**



	2014	2015	2016	2017	2018	2019	2020
Women	26	17	25	25	42	56	44
Men	5	8	<5	<5	17	21	10
Children	<5	10	10	9	16	7	11

Source: Australian Red Cross.

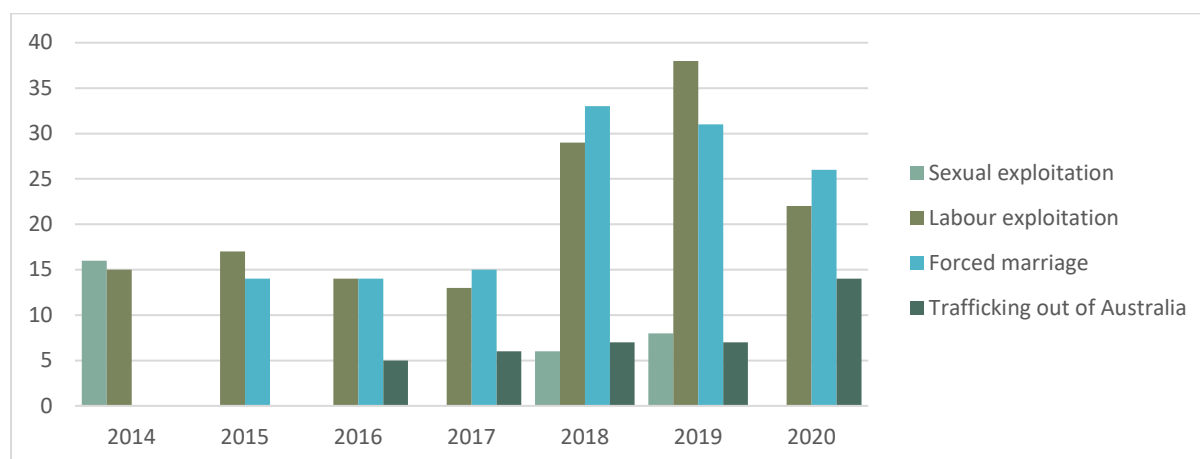
\*Due to privacy reasons, figures below five were presented as “<5”.

<sup>6</sup> Includes trafficking in persons, slavery and slavery-like practices.

<sup>7</sup> Includes suspected victims.

<sup>8</sup> Represents victims (including suspected victims) detected and referred to Australian Red Cross for support under the Support for Trafficked People Program. The statistics may not include victims / suspected victims who decline a referral to the Australian Red Cross.

## Number of victims of trafficking in persons, by form of exploitation, 2014-2020\*<sup>9,10,11</sup>



	2014	2015	2016	2017	2018	2019	2020	2021
Sexual exploitation	16	<5	<5	<5	6	8	<5	12
Labour exploitation	15	17	14	13	29	38	22	22
Forced marriage	<5	14	14	15	33	31	26	9
Trafficking out of Australia	0	0	5	6	7	7	14	5

Source: Australian Red Cross.

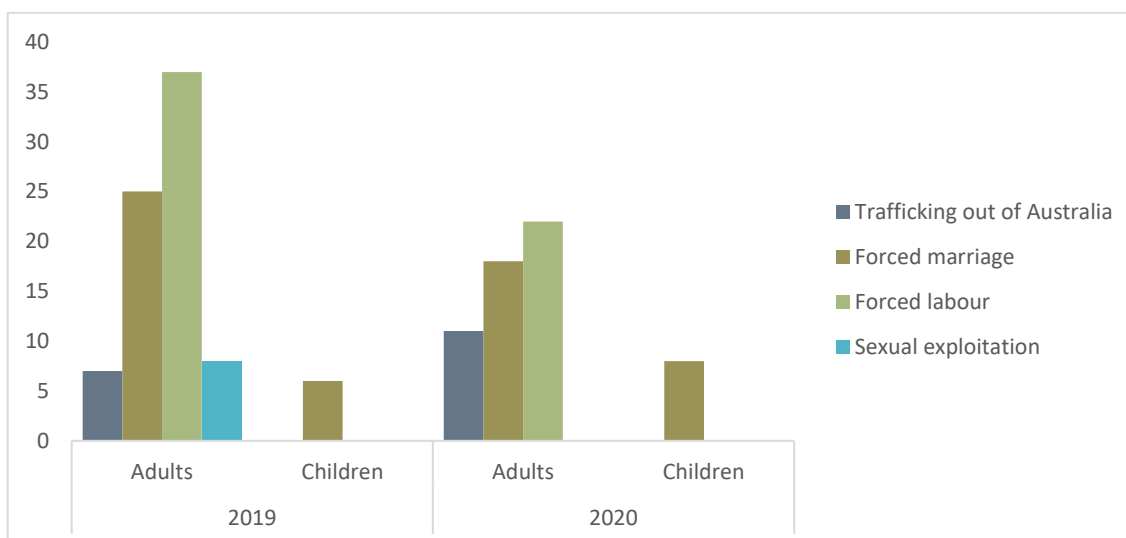
\*Due to privacy reasons, figures below five were presented as “<5”.

<sup>9</sup> Includes trafficking in persons, slavery and slavery-like practices.

<sup>10</sup> Includes suspected victims.

<sup>11</sup> Represents victims (including suspected victims) detected and referred to Australian Red Cross for support under the Support for Trafficked People Program. The statistics may not include victims / suspected victims who decline a referral to the Australian Red Cross.

**Number of victims of trafficking in persons, by age and type of exploitation,  
2019-2020\*<sup>12,13,14</sup>**



	2019		2020	
	Adults	Children	Adults	Children
Trafficking out of Australia	7	0	11	<5
Forced marriage	25	6	18	8
Forced labour	37	<5	22	0
Sexual exploitation	8	0	<5	0

Source: Australian Red Cross.

\*Due to privacy reasons, figures below five were presented as “<5”.

<sup>12</sup> Includes trafficking in persons, slavery and slavery-like practices.

<sup>13</sup> Includes suspected victims.

<sup>14</sup> Represents victims (including suspected victims) detected and referred to Australian Red Cross for support under the Support for Trafficked People Program. The statistics may not include victims / suspected victims who decline a referral to the Australian Red Cross.

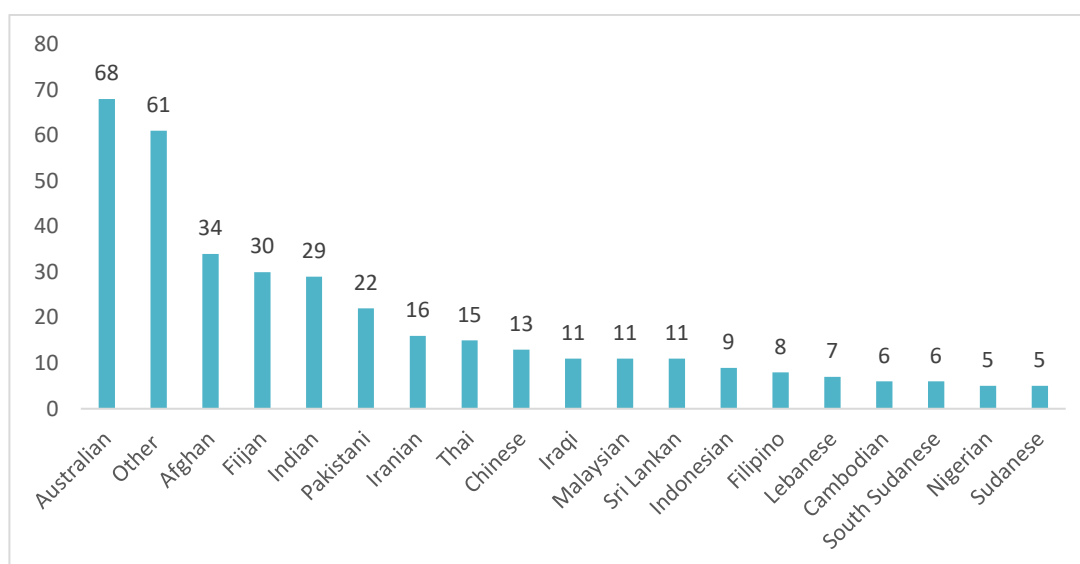
## – Brunei Darussalam –

In March 2020, Brunei Darussalam acceded to the UN Protocol to Prevent, Suppress and Punish Trafficking in Persons. The current legislation on trafficking in persons in Brunei Darussalam<sup>15</sup> covers all forms of exploitation indicated in the UN Trafficking Protocol by means of the Trafficking and Smuggling in Persons Order and the Anti-Trafficking in Persons Order of 2019.

The National Authorities of Brunei Darussalam reported that no cases of trafficking in persons were filed between 2016 and 2020. No victims of trafficking in persons were identified in the reporting period.

Source: National Committee of Trafficking in Person Secretariat

**Main nationalities of victims of trafficking in persons, 2014-2020<sup>16,17,18,19</sup>**



Source: Australian Red Cross.

<sup>15</sup> See [Sherloc database of legislation](#).

<sup>16</sup> Includes trafficking in persons, slavery and slavery-like practices.

<sup>17</sup> Includes suspected victims.

<sup>18</sup> Represents victims (including suspected victims) detected and referred to Australian Red Cross for support under the Support for Trafficked People Program. The statistics may not include victims / suspected victims who decline a referral to the Australian Red Cross.

<sup>19</sup> 'Other' includes nationalities presenting less than five victims / suspected victims.

– Cambodia –

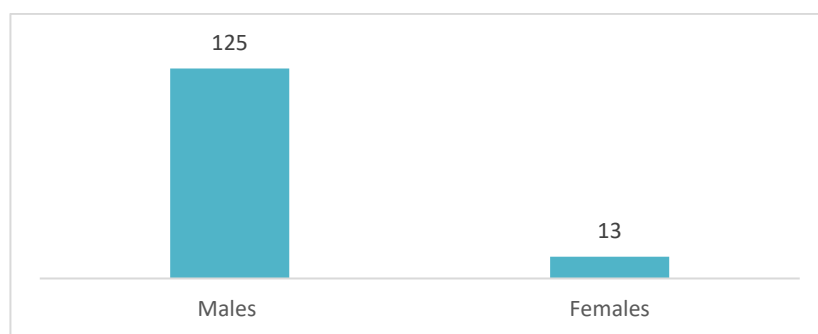
Cambodia ratified the UN Protocol to Prevent, Suppress and Punish Trafficking in Persons, Especially Women and Children in 2007. The current legislation on trafficking in persons in Cambodia – Articles 8-20<sup>20</sup> of the Law on Suppression of Human Trafficking and Sexual Exploitation – covers all forms of trafficking indicated in the Protocol.

*Investigations and suspects*

In 2021, there were a total of 124 sex trafficking cases and a total of 138 suspects arrested. One case of trafficking for the purpose of illegal adoption to China was under investigation. In 2021, 350 cases of child labour in the handicraft sector were investigated.

Source: National Committee for Counter Trafficking, 2021 Human Trafficking Results Summary Report.

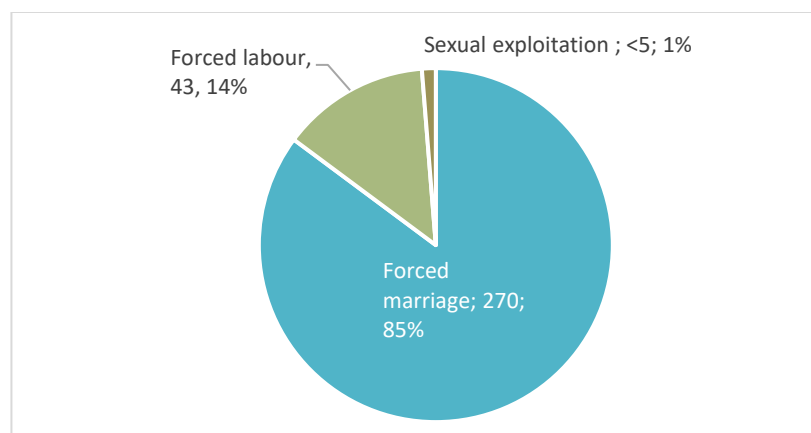
**Number of individuals arrested for trafficking in persons for the purpose of sexual exploitation in 2021, by sex**



Source: National Committee for Counter Trafficking, 2021 Human Trafficking Results Summary Report.

*Victims*

**Number of victims and presumed victims identified by the Ministry of Social Affairs, Veterans and Youth Rehabilitation, by form of exploitation, 2021\* (tot: 317)**



Source: National Committee for Counter Trafficking, 2021 Human Trafficking Results Summary Report.

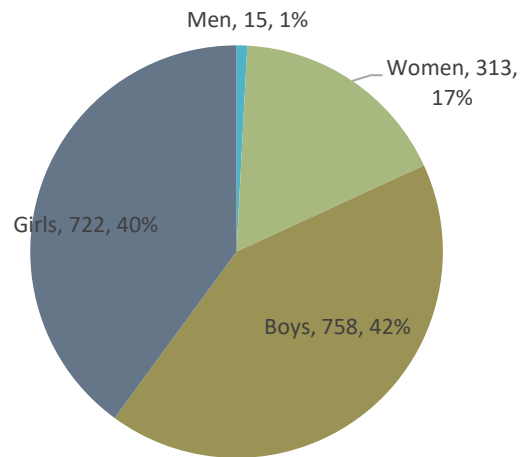
\*Note: due to privacy concerns, figures below five are presented as “<5”.

See [Sherloc database of legislation](#).



In 2021, the Anti-Trafficking and Juvenile Protection Department of the National Police General Commission interviewed 296 victims of trafficking in persons including 277 forced marriage victims of Chinese nationality.

**Age group and sex of victims and presumed victims of trafficking in persons who accessed rehabilitation services in 2021 (tot: 1,808)**



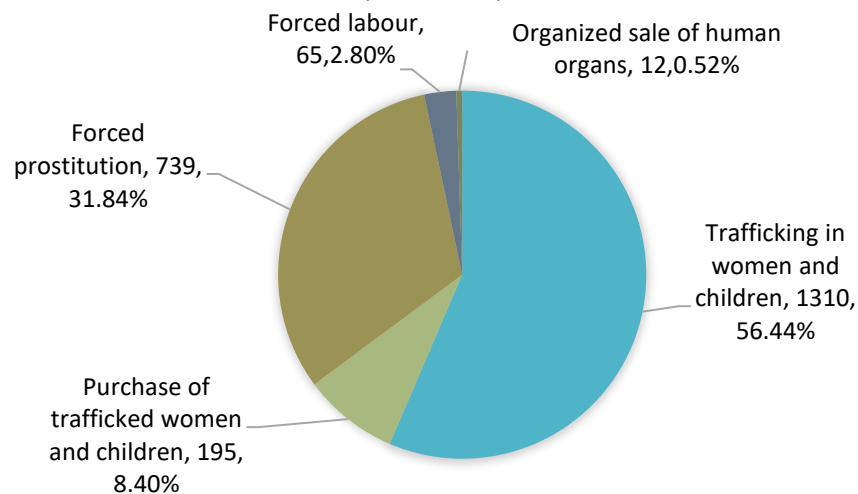
Source: National Committee for Counter Trafficking, 2021 Human Trafficking Results Summary Report.

## - The People's Republic of China -

The People's Republic of China acceded to the UN Protocol to Prevent, Suppress and Punish Trafficking in Persons, Especially Women and Children in 2010. The current legislation on trafficking in persons in the People's Republic of China – the 1997 Criminal Law, articles 240, 241, 242, 244, 262, 358 and 359)<sup>21</sup> – covers most forms of trafficking indicated in the Protocol.

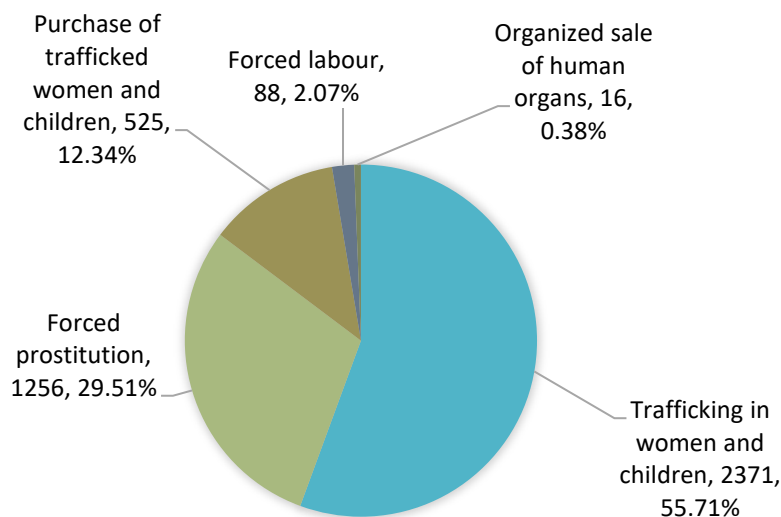
### *Investigations and suspects*

#### **Number of cases closed, by form of exploitation, 2017 – 2018 (tot: 2,321)**



Source: The Government of the People's Republic of China.

#### **Number of persons convicted of trafficking in persons, by form of exploitation, 2017 -2018 (tot: 4,256)**



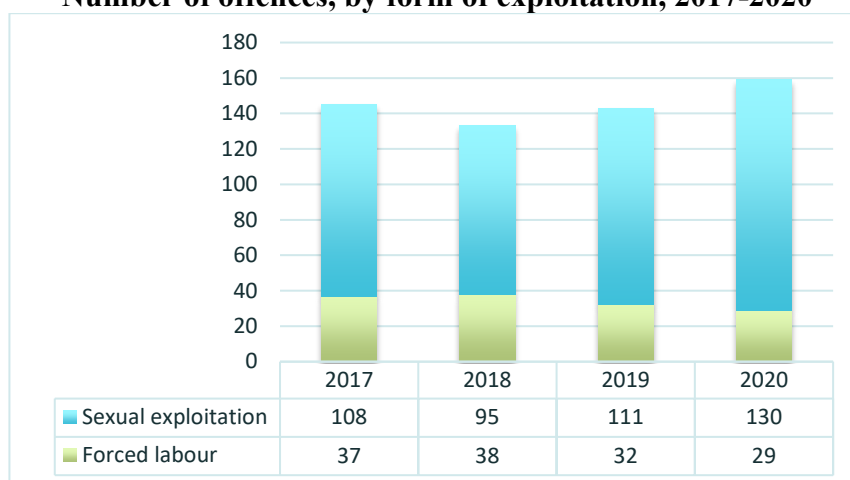
Source: The Government of the People's Republic of China.

<sup>21</sup> See [Sherloc database of legislation](#).

## Taiwan Province of China

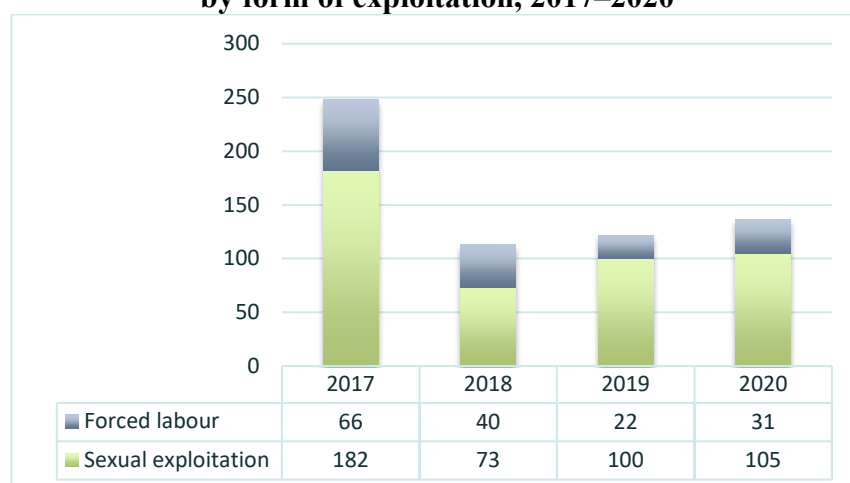
### Investigations and suspects

#### Number of offences, by form of exploitation, 2017-2020



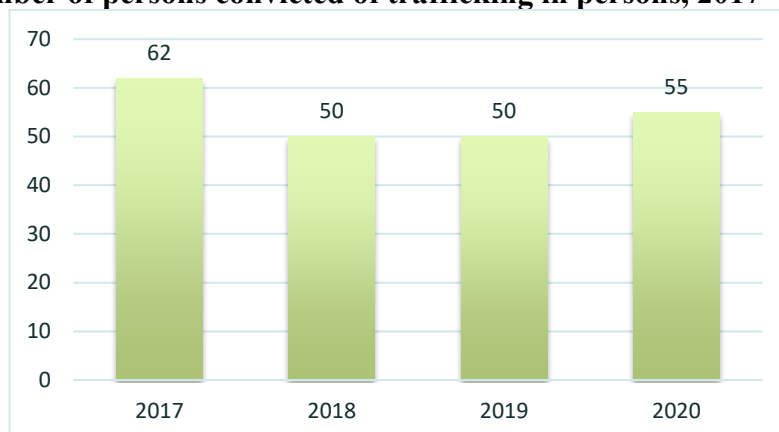
Source: Published information on Taiwan Province of China.

#### Number of persons against whom prosecution was initiated for trafficking in persons, by form of exploitation, 2017-2020



Source: Published information on Taiwan Province of China.

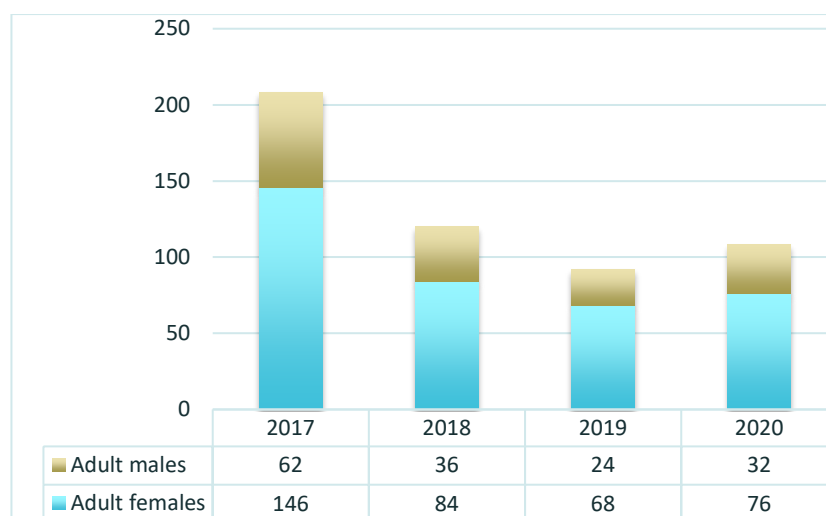
#### Number of persons convicted of trafficking in persons, 2017 – 2020



Source: Published information on Taiwan Province of China.

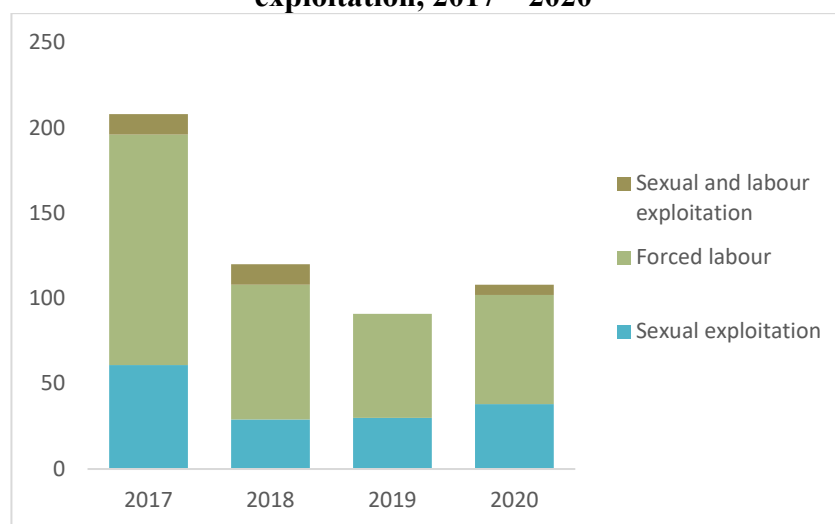
*Victims*

**Number of foreign citizens identified as victims of trafficking in persons, by sex, 2017 – 2020**



Source: Published information on Taiwan Province of China.

**Number of foreign citizens identified as victims of trafficking in persons, by form of exploitation, 2017 – 2020\***

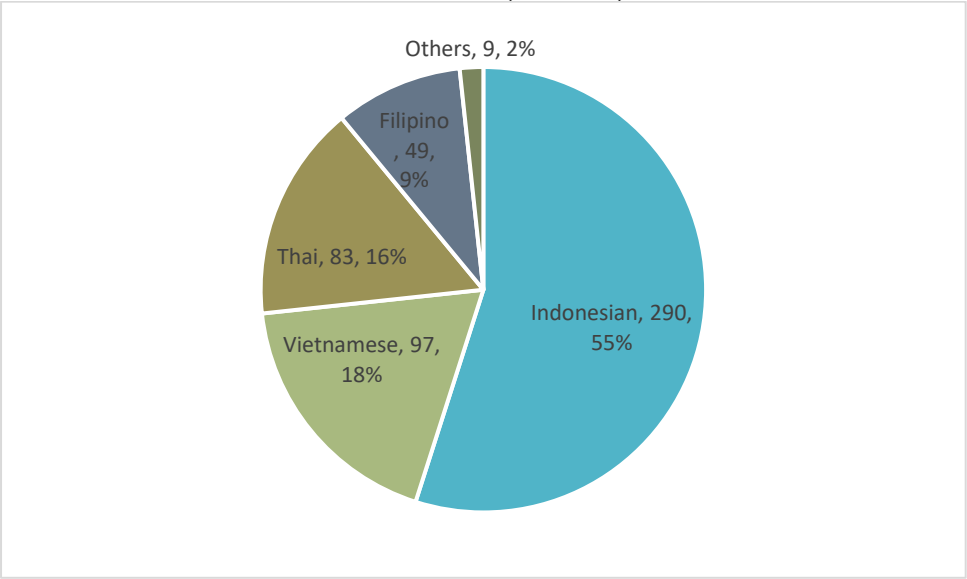


	2017	2018	2019	2020
Sexual exploitation	61	29	30	38
Forced labor	135	79	61	64
Sexual and labour exploitation	12	12	<5	6

Source: Published information on Taiwan Province of China.

\*Note: due to privacy concerns, figures below five are presented as “<5”.

**Number of foreign citizens identified as victims of trafficking in persons, by citizenship, 2017 – 2020 (tot: 528)**



Source: Published information on Taiwan Province of China.

– Fiji –

Fiji accessed to the UN Protocol to Prevent, Suppress and Punish Trafficking in Persons, Especially Women and Children in 2017. The current legislation on trafficking in persons in Fiji<sup>22</sup> – Division 6 of the Crimes Act (2009) – covers all forms of trafficking indicated in the Protocol.

*Investigations and suspects*

Between 2017 and 2020, 19 cases of trafficking in persons were recorded by the national authorities.

Between 2017 and 2020, 12 persons were brought into formal contact with the police and/or the criminal justice system because they have been suspected of, arrested for or cautioned for trafficking in persons. The persons arrested were adult men and women.

In the same reporting period, less than five persons were prosecuted for trafficking in persons. They were all adult males.

Less than five persons were convicted of trafficking in persons in 2019 and 2020. They were all adult males, citizens of Fiji. The convicted offenders were charged of trafficking in persons for the purpose of sexual exploitation, and of trafficking in persons for the purpose of forced labour.

Source: PEP Register, Fiji Police Force.

*Victims*

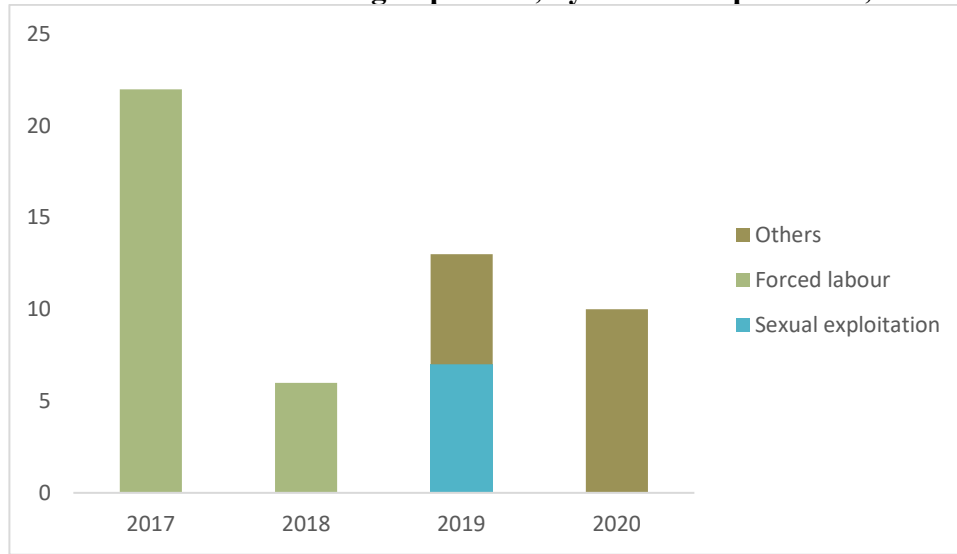
Between 2017 and 2020, 11 persons were identified as victims of trafficking in persons.

Source: Fiji Police Force.

---

<sup>22</sup> See [Sherloc database of legislation](#).

**Number of victims of trafficking in persons, by form of exploitation, 2017-2020\***

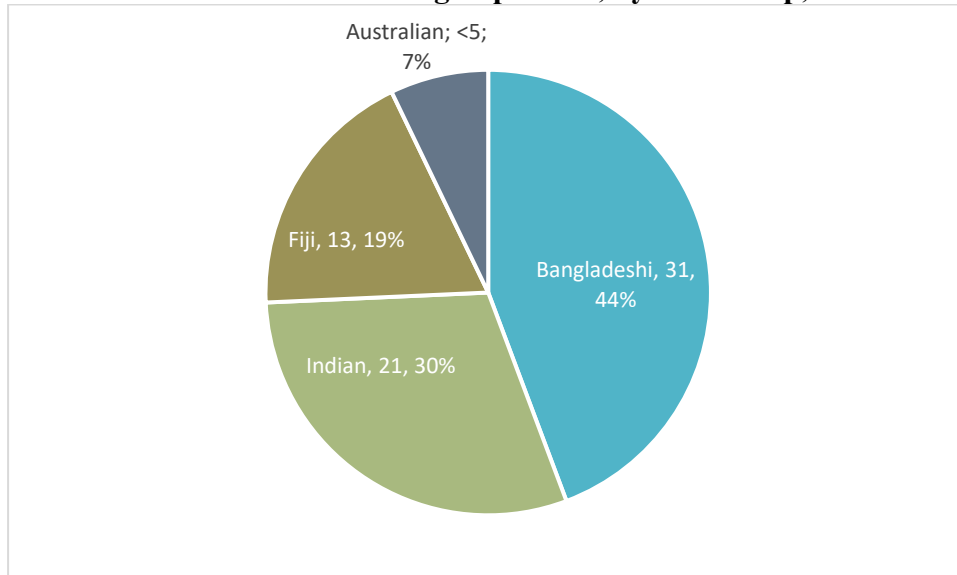


	2017	2018	2019	2020
Sexual exploitation	<5	0	7	<5
Forced labor	22	6	0	0
Others	<5	<5	6	10

Source: Fiji Police Force.

\*Note: due to privacy concerns, figures below five are presented as “<5”.

**Number of victims of trafficking in persons, by citizenship, 2017-2020\***



Source: Fiji Police Force.

\*Note: due to privacy concerns, figures below five are presented as “<5”.

– Federated States of Micronesia –

*Investigations and suspects*

Between 2017 and 2020, most people investigated for trafficking in persons and related offences were citizens of the Federated States of Micronesia, with the exception of one suspected person who originated from another country in the South-East Asia region.

Source: FSM Department of Justice.

*Victims*

Between 2017 and 2020, 15 victims of trafficking in persons were identified by national authorities across all four states. All detected victims were children.

Source: FSM Department of Justice.

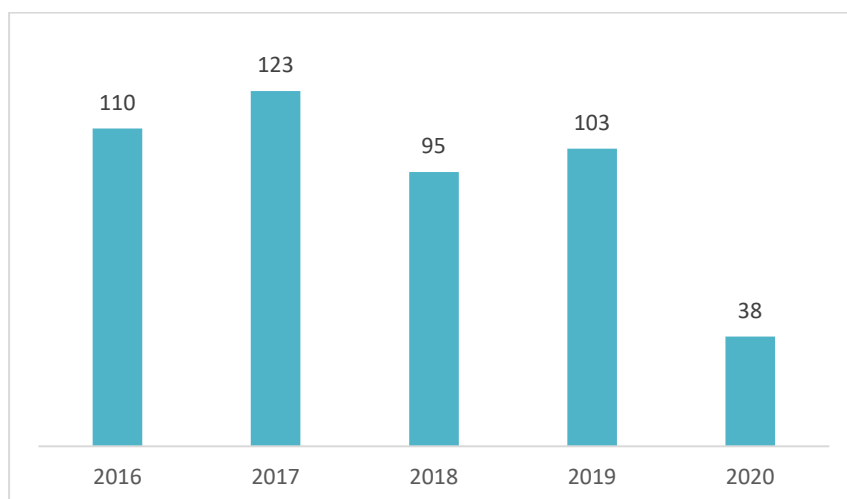


## - Indonesia -

Indonesia ratified the UN Protocol to Prevent, Suppress and Punish Trafficking in Persons, Especially Women and Children in 2009. The current legislation in Indonesia<sup>23</sup>, particularly Law No. 21 on Combating the Crime of Trafficking in Persons of 2007, covers all forms of exploitation indicated in the UN Trafficking in Persons Protocol.

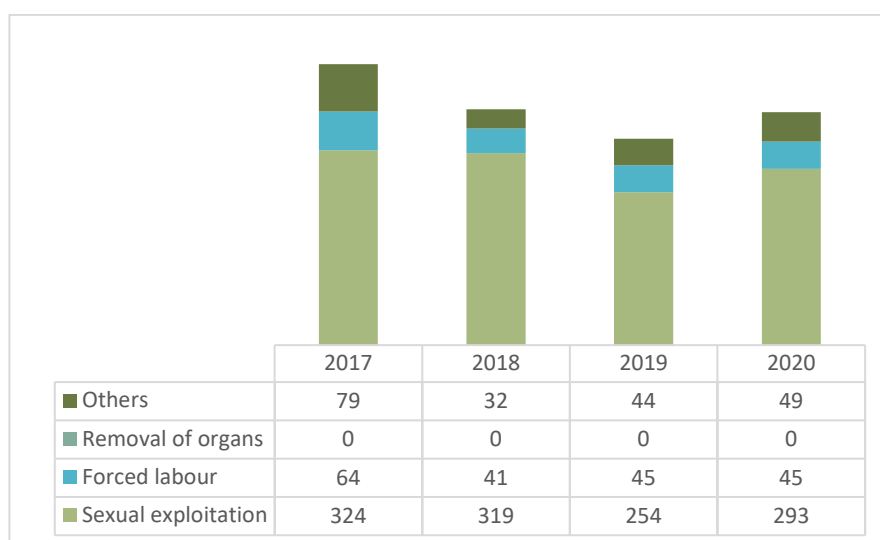
### *Investigations and suspects*

#### Number of cases of trafficking in persons recorded, 2016 - 2020



Source: Ministry of Foreign Affairs of Indonesia, Indonesian Embassies, and Indonesia Regional Police Offices.

#### Number of cases of trafficking in persons reported, by type of exploitation, 2017 – 2020

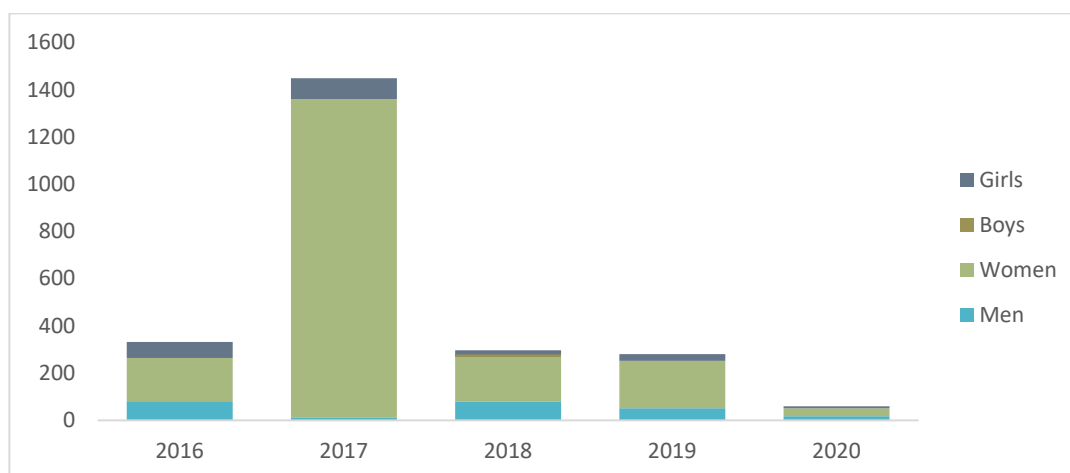


Source: Supreme Court.

<sup>23</sup> See [Sherloc database of legislation](#).

Victims

**Number of victims of trafficking in persons recorded, by sex and age, 2016 – 2020\***

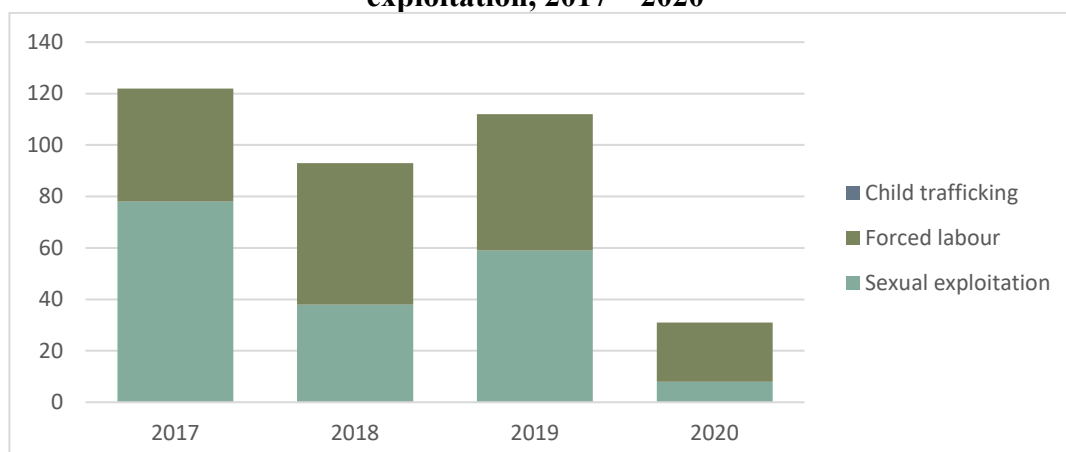


	2016	2017	2018	2019	2020
Girls	67	89	18	28	8
Boys	0	<5	10	0	0
Women	184	1350	190	200	34
Men	81	11	79	52	18

Source: Annual accumulated Trafficking in Person Data.

\*Note: due to privacy concerns, figures below five are presented as “<5”.

**Number of victims of trafficking in persons, by type of trafficking and form of exploitation, 2017 – 2020\***

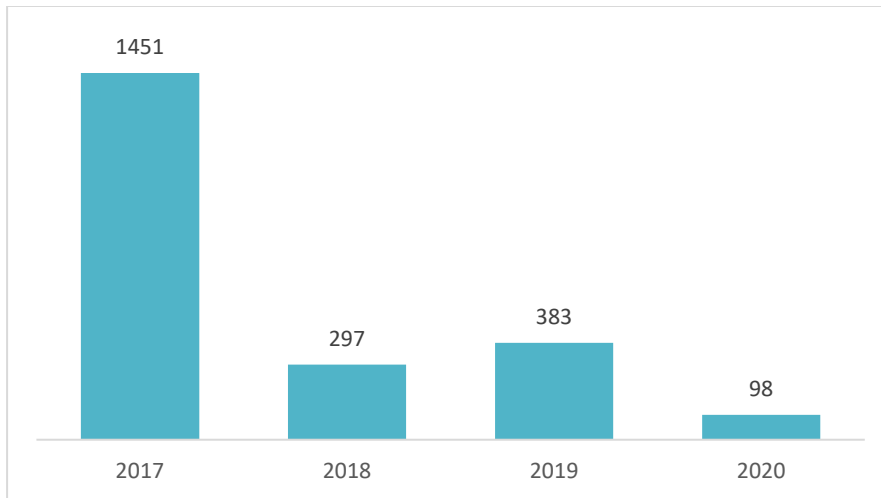


	2017	2018	2019	2020
Sexual exploitation	78	38	59	8
Forced labor	44	55	53	23
Child trafficking	<5	<5	0	0

Source: Annual accumulated Trafficking in Person Data.

\*Note: due to privacy concerns, figures below five are presented as “<5”.

**Number of Indonesian citizens identified as victims of trafficking in persons, 2017 – 2020**



Source: Annual accumulated Trafficking in Person Data.

## – Japan –

Japan acceded to the UN Trafficking in Persons Protocol in 2017. The current legislation on trafficking in persons in Japan<sup>24</sup> covers all forms of trafficking indicated in the UN Trafficking in Persons Protocol.

In particular, the following articles of the Penal Code are related to trafficking in persons: injury (Article 204), unlawful capture or confinement (Article 220), assault (Article 208), robbery (Article 236), kidnapping through enticement for the purpose of indecency (Article 225), forcible sexual intercourse (Article 177), extortion (Article 249), compulsion (Article 223).

### *Investigations and suspects*

In 2020, 55 cases of trafficking in persons were recorded by national authorities. In the same period, 58 persons (men, women and girls) were brought into formal contact with the police and/or criminal justice system because they have been identified as an offender and treated as a suspect, the majority of them being adult males (47).

*Source: National Police Agency.*

In 2020, 48 persons were prosecuted for trafficking in persons, the majority of whom (38) were men and nine were women. 31 persons were convicted of trafficking in persons and related offences in 2020, of whom 25 were men and six were women. Among those convicted, 27 were convicted of trafficking in persons for the purpose of sexual exploitation, and less than five were convicted of trafficking in persons for forced labour.

The majority of persons convicted of trafficking in persons were nationals of Japan. Others convicted were from Korea.

*Source: Ministry of Justice.*

### *Victims*

In 2020, a total of 38 persons were detected as victims of trafficking in persons in Japan, 15 victims women and 18 girls, while the rest were men and boys. In the same period, 25 persons were identified as victims of trafficking for the purpose of sexual exploitation and 13 persons for the purpose of forced labour. The majority of the persons identified as victims of trafficking in persons were citizens of Japan, while the rest were citizens of the Philippines.

*Source: National Police Agency, Ministry of Justice.*

---

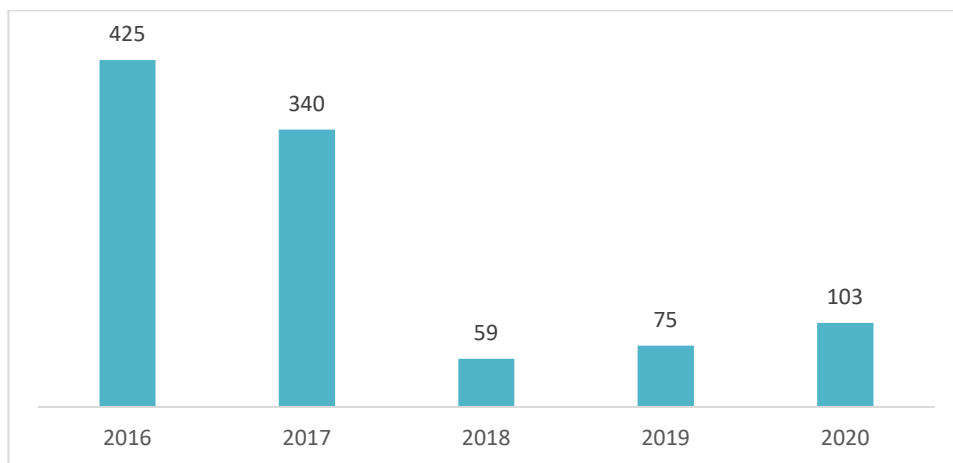
<sup>24</sup> See [Sherloc database of legislation](#).

**- Malaysia -**

Malaysia acceded to the UN Trafficking in Persons Protocol in 2009. The Anti-Trafficking in Persons and Anti-Smuggling of Migrants Act 2007 (Act 670), amended in 2021, criminalises trafficking in persons.<sup>25</sup>

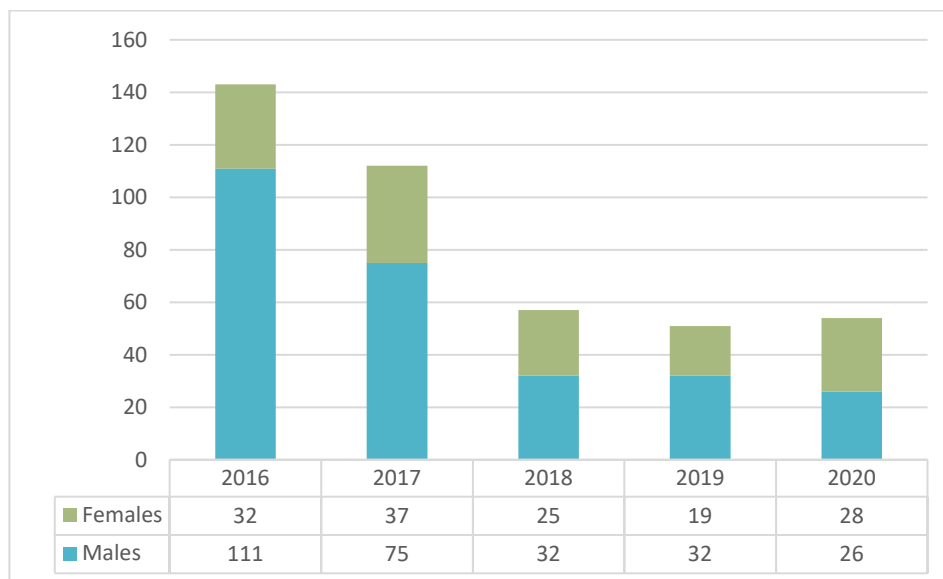
*Investigations and suspects*

**Number of cases of trafficking in persons and related offences recorded, 2016 –2020**



*Source: MAPO.*

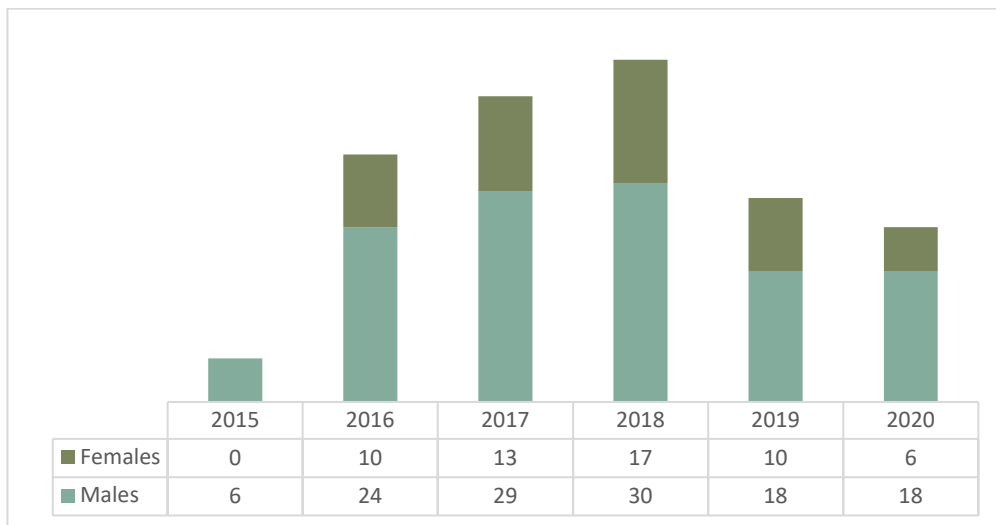
**Number of persons prosecuted for trafficking in persons and related offences, by sex, 2016-2020**



*Source: MAPO.*

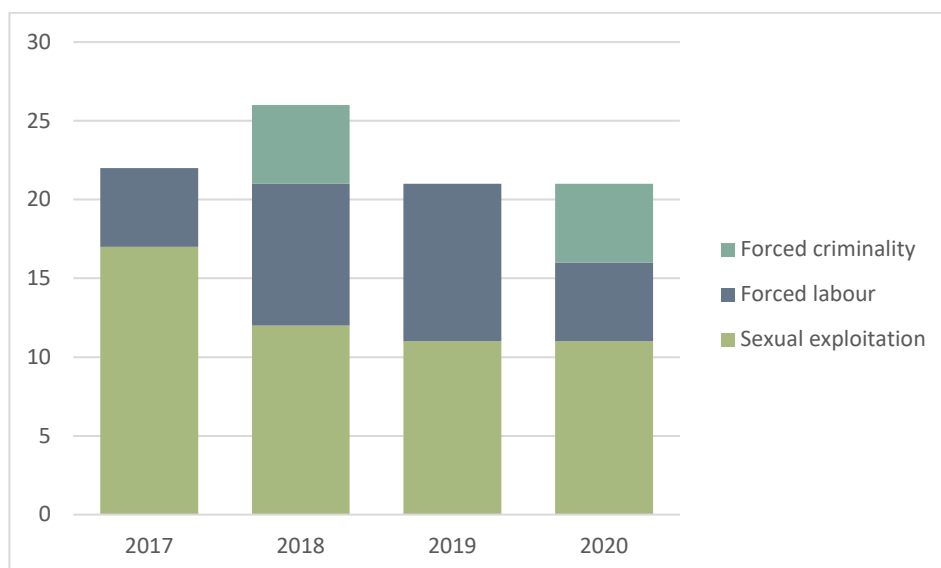
<sup>25</sup> See [Sherloc database of legislation](#).

### Number of persons convicted of trafficking in persons, by sex, 2015-2020



Source: MAPO.

### Number of persons convicted of trafficking in persons and related offences, by form of exploitation, 2017-2020\*

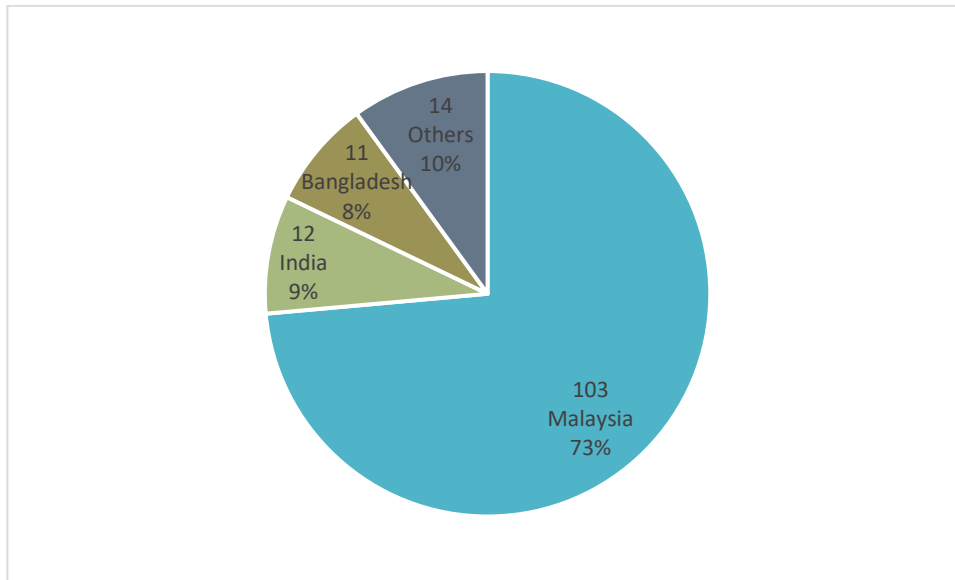


	2017	2018	2019	2020
Sexual exploitation	17	12	11	11
Forced labour	5	9	10	5
Forced criminality	0	<5	0	<5

Source: MAPO.

\*Note: due to privacy concerns, figures below five are presented as "<5".

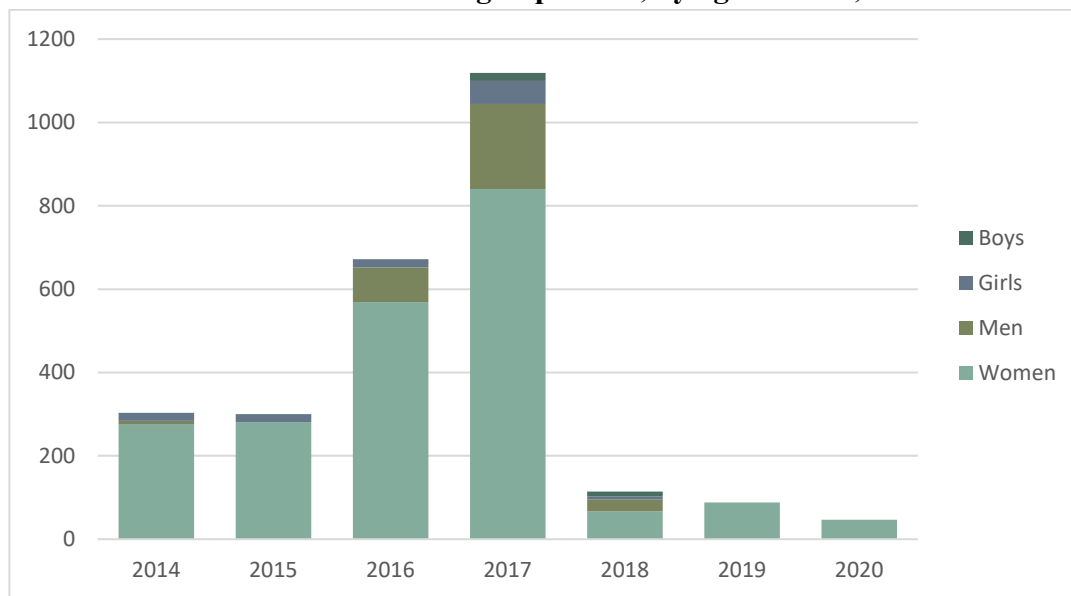
**Countries of citizenships of persons convicted of trafficking in persons, 2017-2020  
(tot: 140)**



Source: MAPO.

*Victims*

**Number of victims of trafficking in persons, by age and sex, 2014 – 2020\***

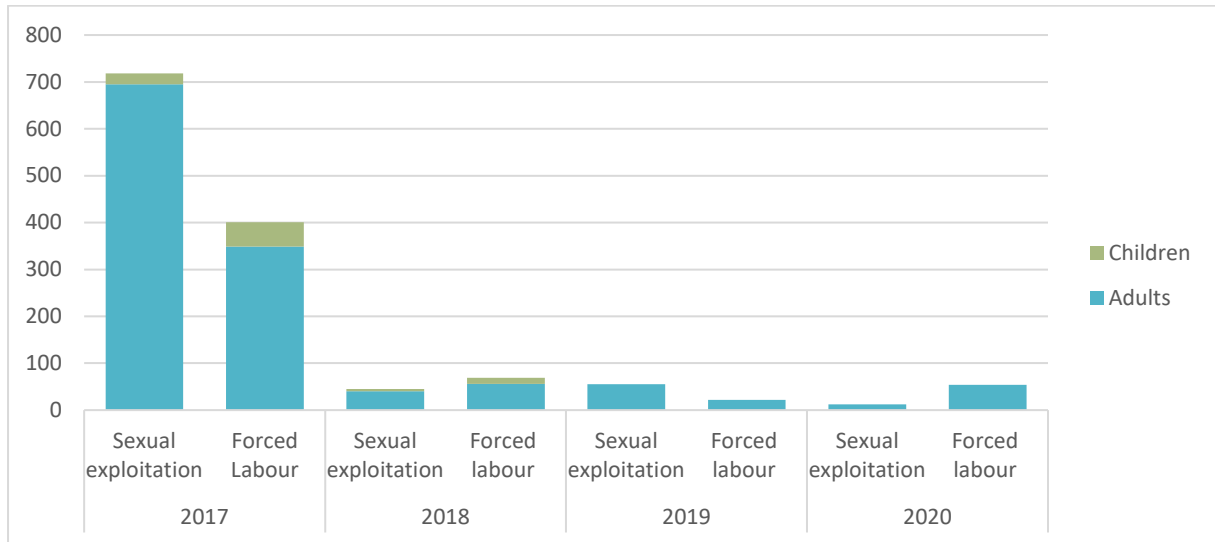


	2014	2015	2016	2017	2018	2019	2020
Women	276	281	569	840	67	88	47
Men	8	<5	83	204	29	<5	<5
Girls	19	19	20	56	7	<5	<5
Boys	0	<5	<5	19	11	<5	<5

Source: MAPO.

\*Note: due to privacy concerns, figures below five are presented as “<5”.

**Number of victims of trafficking in persons, by form of exploitation and age, 2017-2020\***

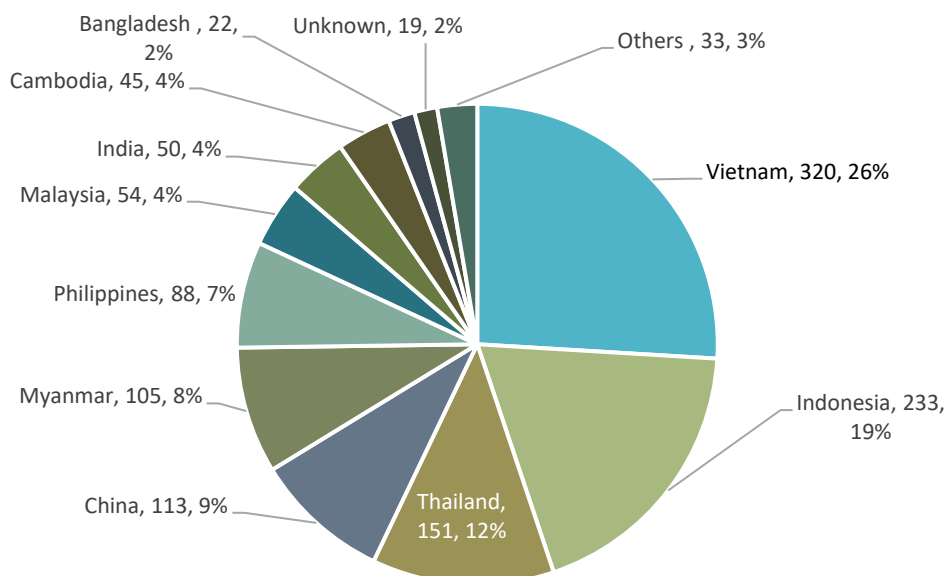


	2017		2018		2019		2020	
	Sexual Exploitation	Forced labour	Sexual Exploitation	Forced labour	Sexual Exploitation	Forced labour	Sexual Exploitation	Forced labour
Adults	695	349	40	56	55	22	12	54
Children	23	52	5	13	<5	0	<5	0

Source: MAPO.

\*Note: due to privacy concerns, figures below five are presented as “<5”.

**Countries of citizenships of identified victims of trafficking in persons, 2017 – 2018 (tot: 1,233)**



Source: MAPO.

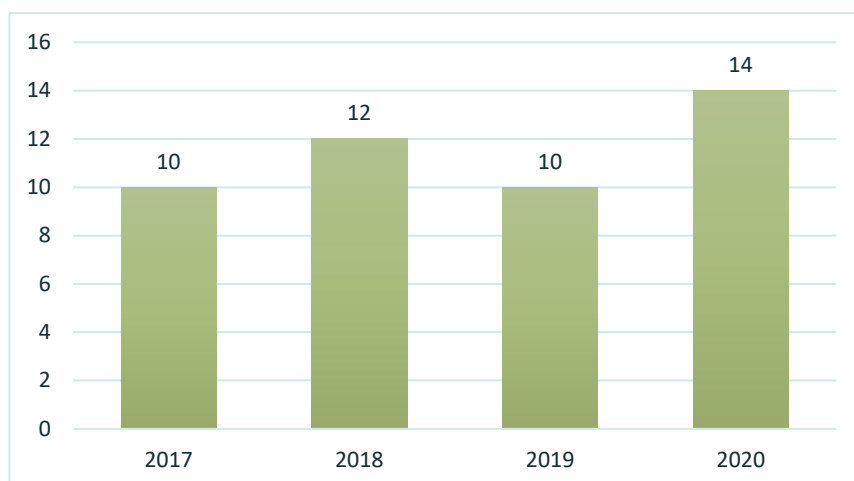


## - Mongolia -

Mongolia acceded to the UN Protocol to Prevent, Suppress and Punish Trafficking in Persons, Especially Women and Children in 2008. The current legislation on trafficking in persons in Mongolia- Articles 13.1 and 16.6 of the Criminal Code- covers all forms of trafficking indicated in the UN Trafficking in Persons Protocol.<sup>26</sup>

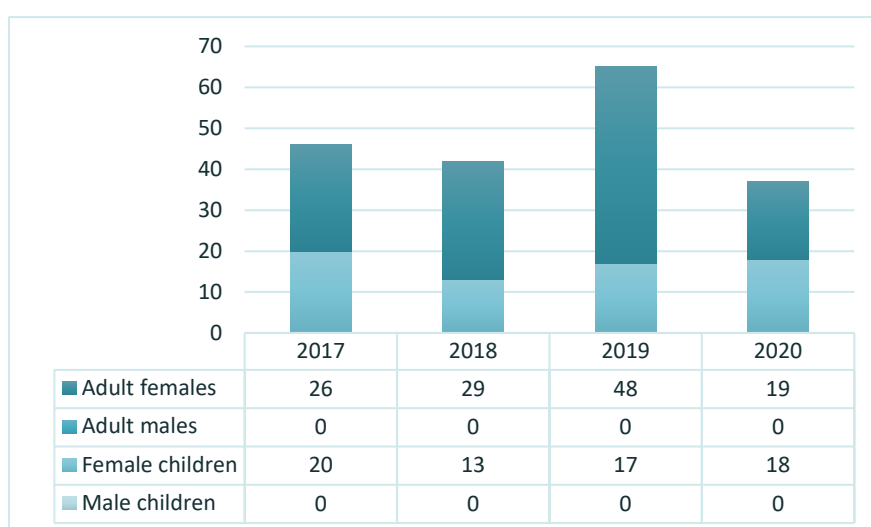
### *Investigations and suspects*

#### Number of offences of trafficking in persons recorded, 2017-2020



Source: Police Criminal Database.

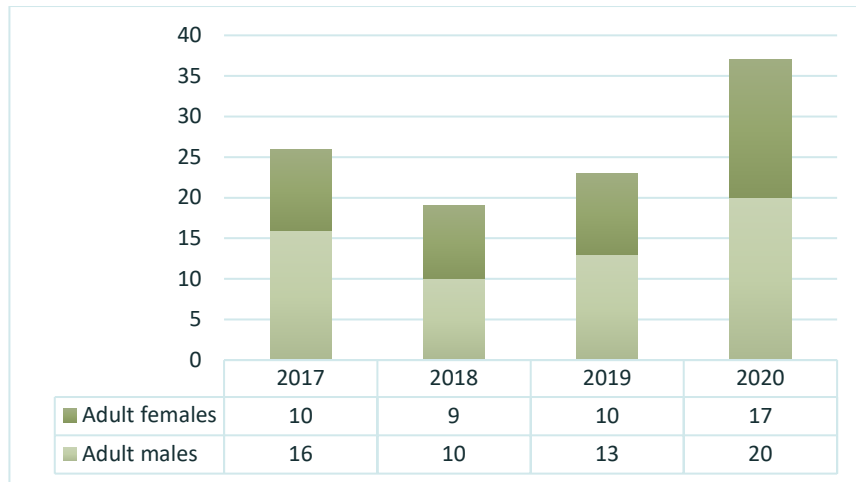
#### Number of persons brought into formal contact with the police and/or criminal justice system because they have been suspected of trafficking in persons, by sex and age, 2017-2020



Source: Police Criminal Database.

<sup>26</sup> See [Sherloc database of legislation](#).

**Number of persons against whom prosecution was commenced for trafficking in persons, by age, 2017-2020**



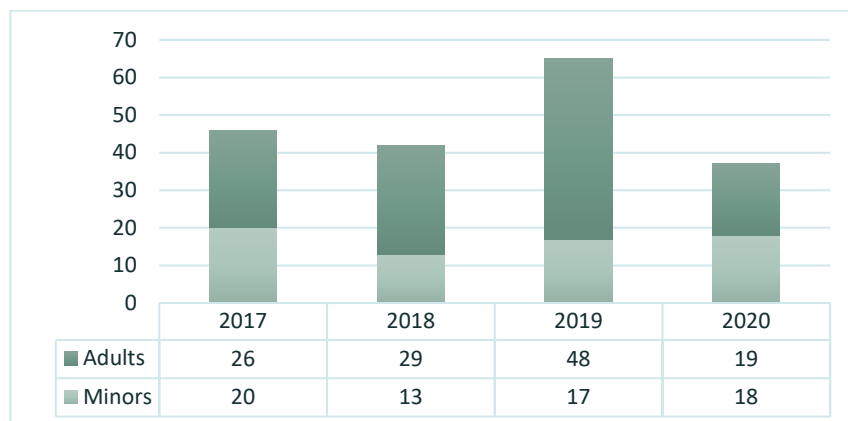
Source: Police Criminal Database.

National Authorities of Mongolia reported six adult women and 20 adult men convicted of trafficking in persons between 2019 and 2020. No convictions were reported for 2017 and 2018. The majority of convicted persons were Mongolian citizens (26).

Source: Police Criminal Database.

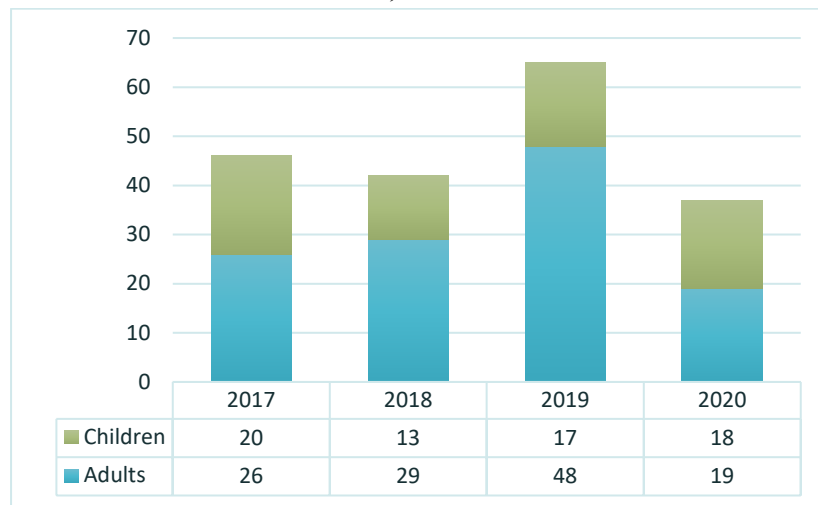
*Victims*

**Number of victims of trafficking detected, by age, 2017-2020**



Source: Police Criminal Database.

**Number of victims of trafficking in persons for the purpose of sexual exploitation detected, 2017-2020\***



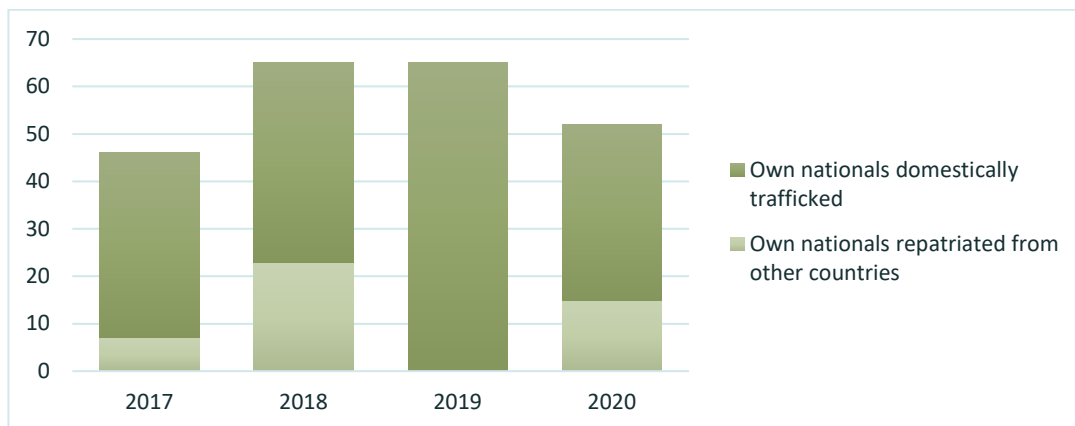
Source: Police Criminal Database.

\*all victims identified between 2017 and 2020 were trafficked for the purpose of sexual exploitation.

During the reporting period, the majority of persons identified as victims of trafficking were Mongolian citizens. Namely, 46 Mongolian victims in 2017, 42 Mongolian victims in 2018, 65 Mongolian victims in 2019 and 34 Mongolian victims in 2020. Less than five foreign victims were reported for the year 2020.

Source: Police Criminal Database

**Number of own citizens trafficked within domestic borders and repatriated from other countries, 2017-2020\***

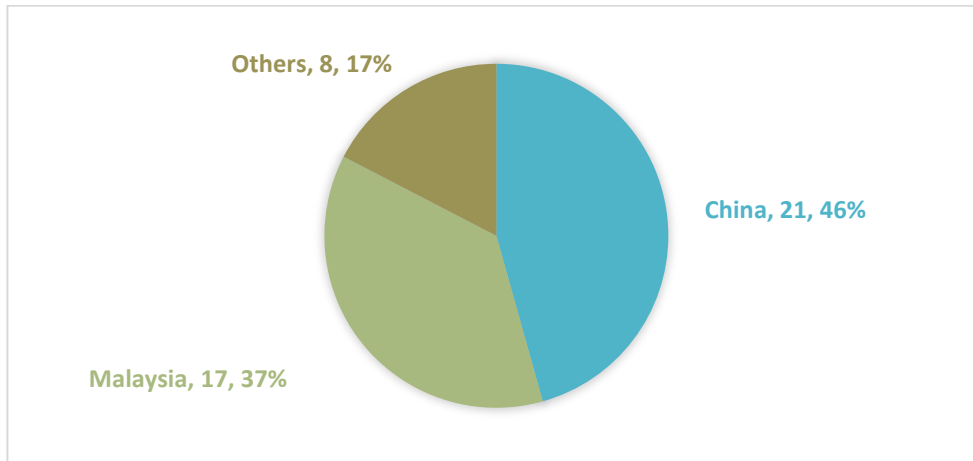


	2017	2018	2019	2020
Own nationals domestically trafficked	39	42	65	37
Own nationals repatriated from other countries	7	23	<5	15

Source: Police Criminal Database.

\*Note: due to privacy concerns, figures below five are presented as “<5”.

**Number of victims of trafficking repatriated from other countries, by country, 2017-2020 (tot: 46)**



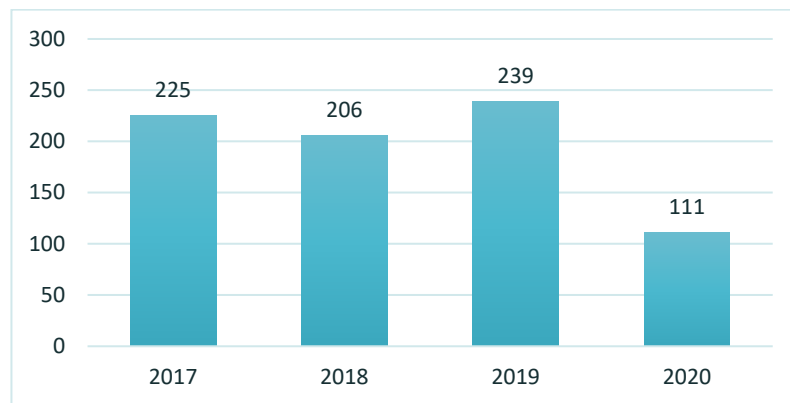
Source: Police Criminal Database.

## –Myanmar–

Myanmar acceded to the UN Protocol to Prevent, Suppress and Punish Trafficking in Persons, Especially Women and Children in 2004. The current legislation on trafficking in persons in Myanmar - The Anti Trafficking in Persons Law - covers all forms of trafficking indicated in the UN Trafficking in Persons Protocol.<sup>27</sup>

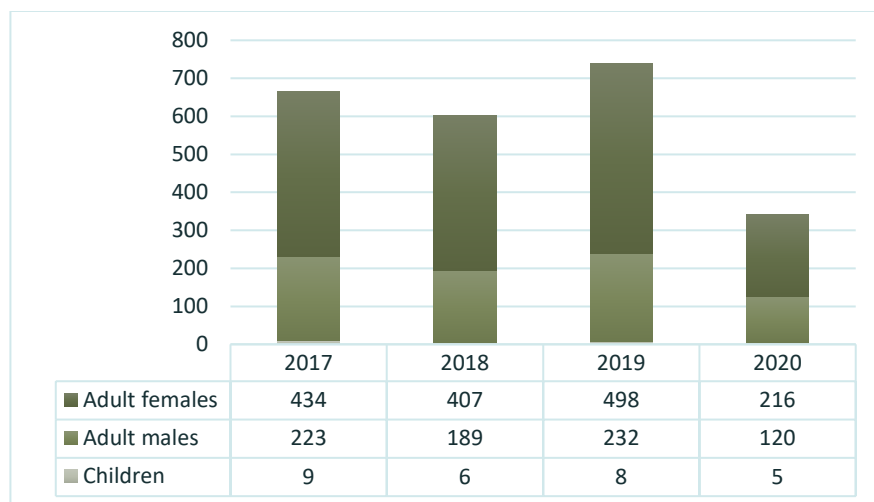
### *Investigations and suspects*

#### **Number of offences of trafficking in persons recorded, 2017-2020**



Source: Anti-Trafficking in Persons Division.

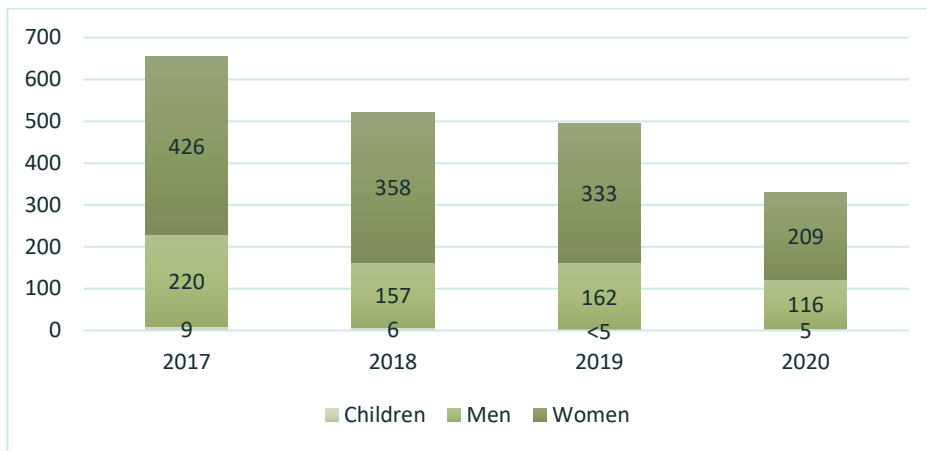
#### **Number of persons brought into formal contact with the police and/or criminal justice system because they have been suspected of trafficking in persons, by sex and age, 2017-2020**



Source: Anti Trafficking in Persons Division.

<sup>27</sup> [See Sherlock database of legislation.](#)

**Number of persons against whom prosecution was commenced for trafficking in persons, by sex and age, 2017-2020\***



	2017	2018	2019	2020
Women	426	358	333	209
Men	220	157	162	116
Children	9	6	<5	5

Source: Anti Trafficking in Persons Division.

\*Due to privacy concerns, figures below five were reported as “<5”.

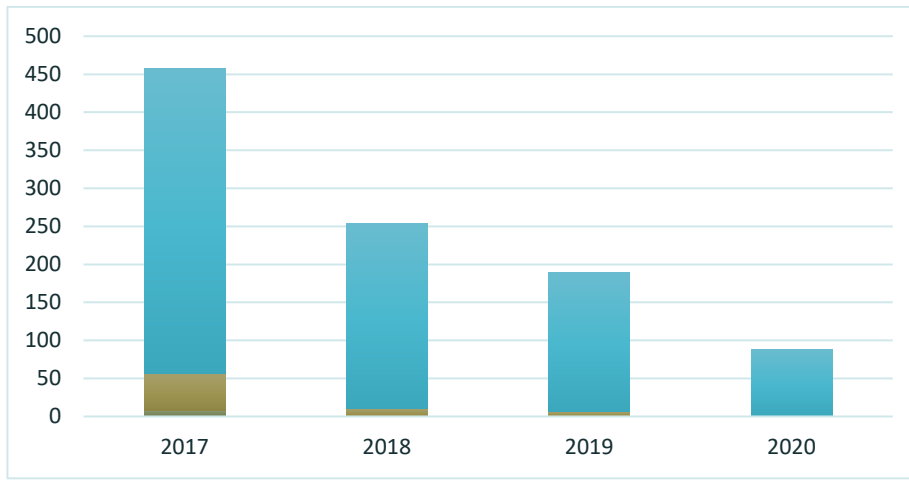
**Number of persons convicted of trafficking in persons, by sex and age, 2017-2020\***



Source: Anti Trafficking in Persons Division.

\*Due to privacy concerns, figures below five were reported as “<5”.

**Number of persons convicted of trafficking in persons, by form of exploitation, 2017-2020\***

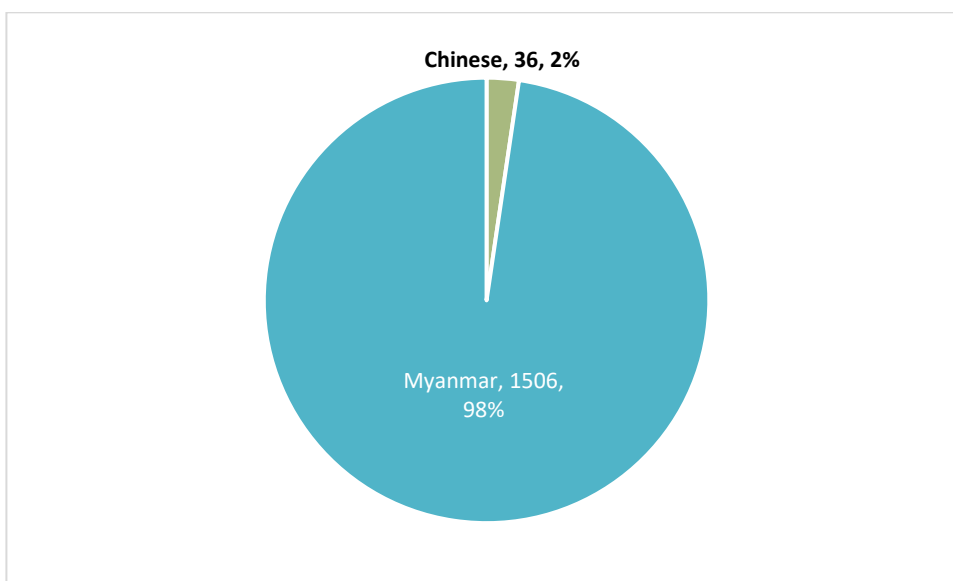


	2017	2018	2019	2020
Sexual exploitation	401	243	182	88
Forced labour	49	11	7	<5
Other	8	<5	<5	0

Source: Anti Trafficking in Persons Division.

\*Due to privacy concerns, figures below five were reported as “<5”.

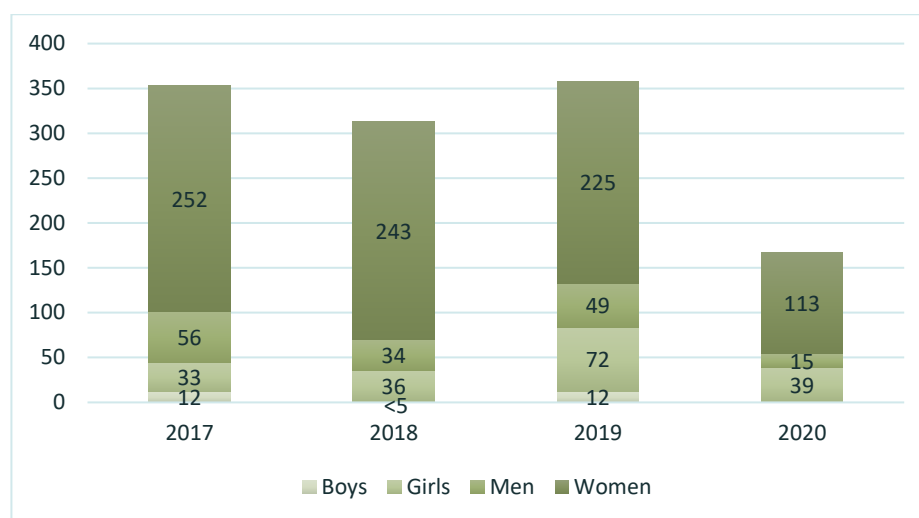
**Citizenships of persons convicted of trafficking in persons, 2017-2020**



Source: Anti Trafficking in Persons Division.

Victims

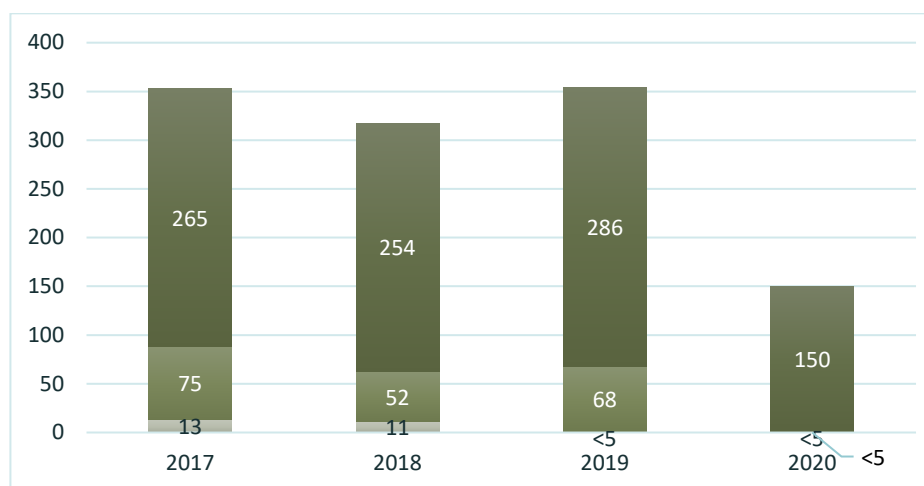
**Number of victims of trafficking detected, by sex and age, 2017-2020**



	2017	2018	2019	2020
Women	252	243	225	113
Men	56	34	49	15
Girls	33	36	72	39
Boys	12	<5	12	0

Source: Anti Trafficking in Persons Division.

**Number of victims of trafficking detected, by form of exploitation, 2017-2020**



	2017	2018	2019	2020
Sexual exploitation	265	254	286	150
Forced labour	75	52	68	<5
Others	13	11	<5	<5

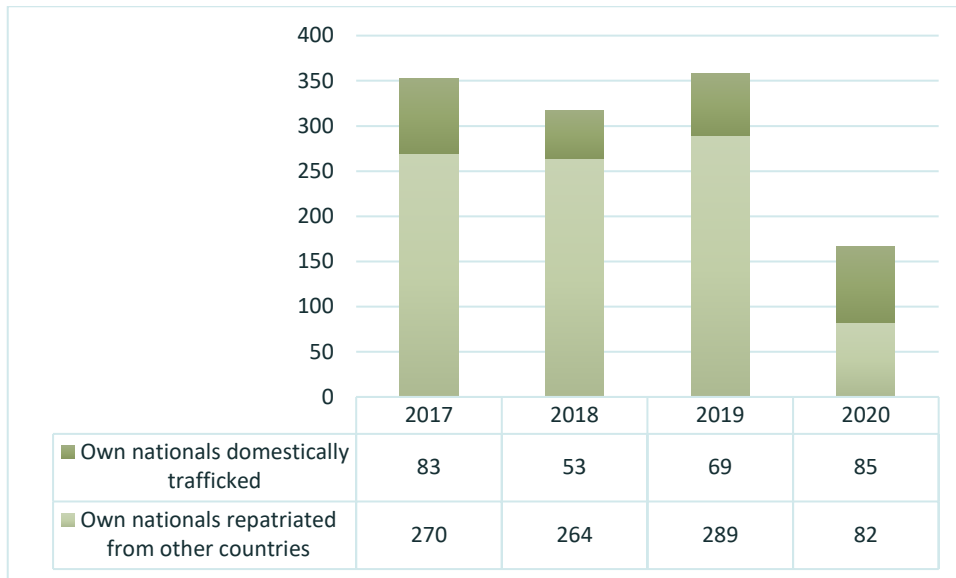
Source: Anti Trafficking in Persons Division



National Authorities of Myanmar reported that between 2017 and 2020, all victims were citizens from Myanmar. Namely, 353 victims were identified in 2017, 317 victims in 2018, 358 victims in 2019 and 167 victims in 2020.

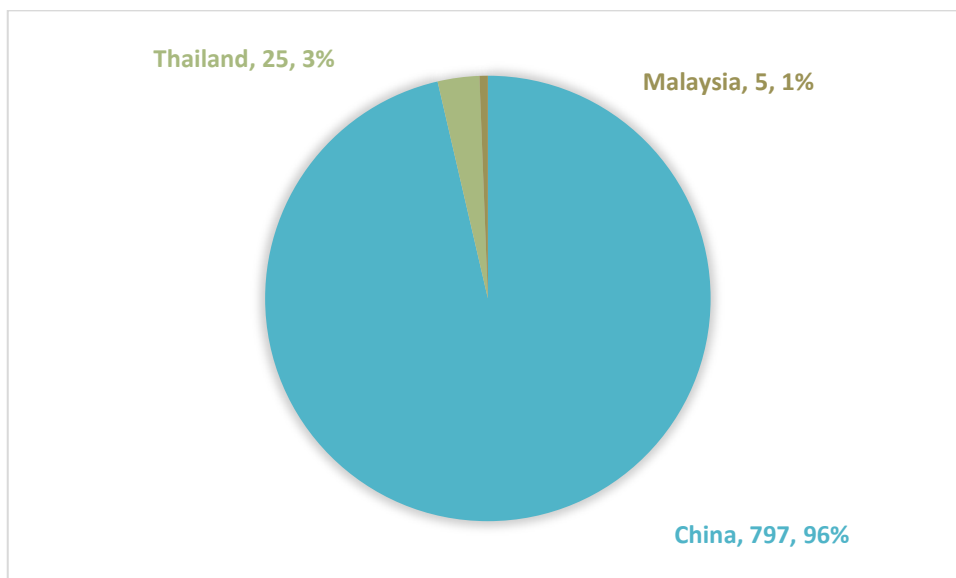
Source: Anti Trafficking in Persons Division.

**Number of own citizens trafficked within domestic borders and repatriated from other countries, 2017-2020**



Source: Anti Trafficking in Persons Division.

**Number of victims of trafficking repatriated from other countries, by country, 2017-2020**



Source: Anti Trafficking in Persons Division.

## - New Zealand -

New Zealand ratified the UN Protocol to Prevent, Suppress and Punish Trafficking in Persons, Especially Women and Children in 2002. The current legislation on trafficking in persons in New Zealand – section 98D under the Crimes Act 1961, as amended by the Crimes Amendments Act 2015 – covers all forms of trafficking indicated in the UN Trafficking in Persons Protocol.<sup>28</sup>

### *Offences and offenders*

National Authorities reported 15 offences of trafficking in persons between 2017 and 2019. In the same period, less than five persons were brought into formal contact with the police and/or criminal justice system because they had been suspected of, arrested for or cautioned for trafficking in persons. In 2017 and 2018, prosecution was commenced for trafficking in persons against less than five persons. In 2020, less than five persons – all adults - were convicted of trafficking in persons for the purpose of forced labour. Convicted offenders originated from the East Asia and Pacific region.

Source: Immigration New Zealand and New Zealand Police.

### *Victims*

Between 2017 and 2019, National Authorities detected 17 victims of trafficking (including men, women, boys and girls). The majority of the victims identified were trafficked for the purpose of forced labour. They were identified as citizens of the East Asia and Pacific region.

Source: Immigration New Zealand and New Zealand Police.

---

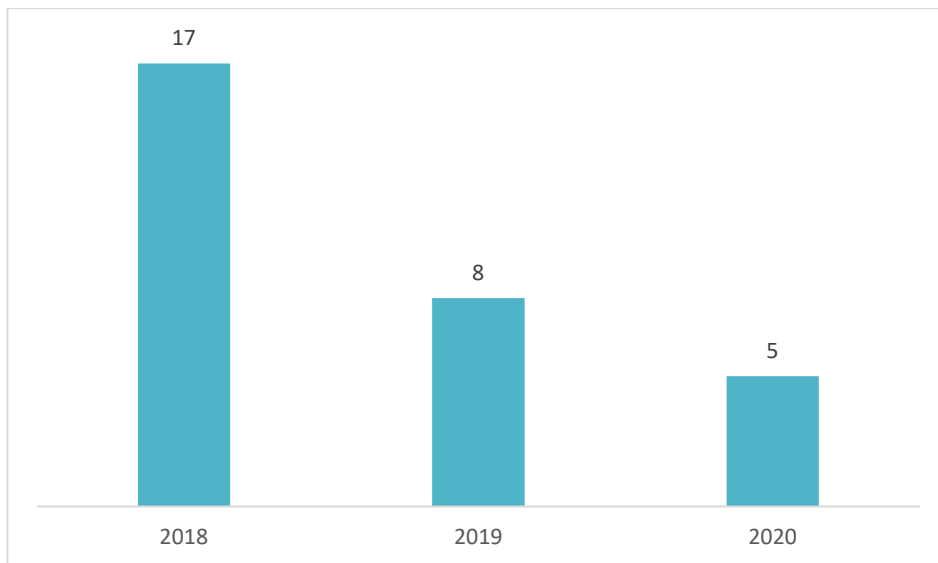
<sup>28</sup> See [Sherloc database of legislation](#).

**- Palau -**

Palau acceded to the UN Trafficking in Persons Protocol in 2019. Trafficking in persons is criminalised in Palau under the Anti-Smuggling and Trafficking Act of 2005.

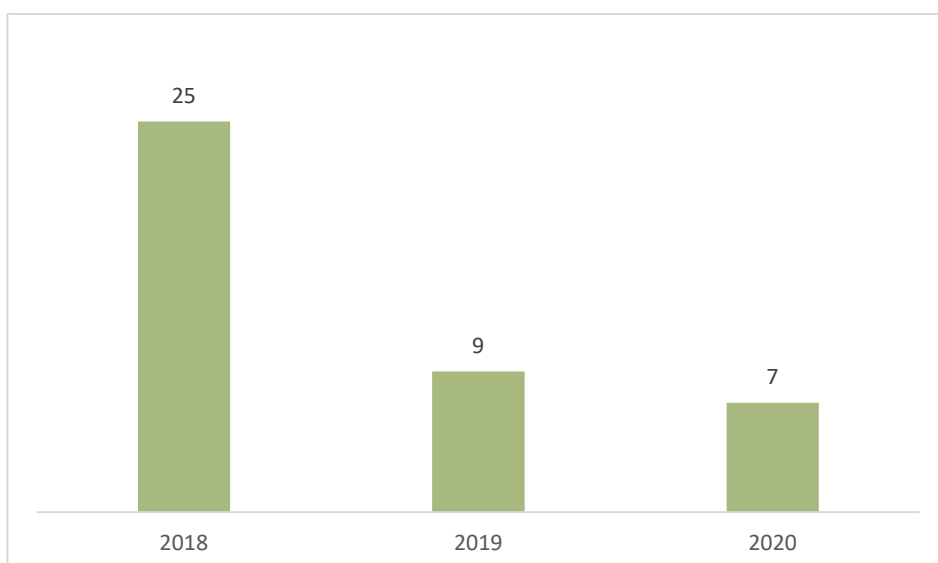
*Investigations and suspects*

**Number of cases of trafficking in persons reported, 2017 - 2020**



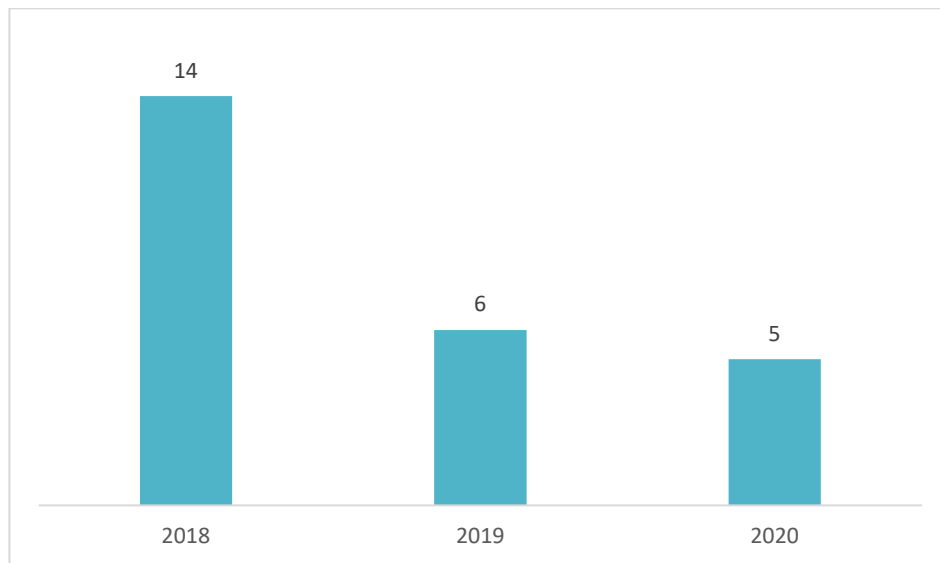
Source: AHTU.

**Number of persons brought into formal contact with the police and/or criminal justice system because they have been suspected of, arrested for or cautioned for trafficking in persons, 2018 - 2020**



Source: AHTU.

## Number of persons prosecuted for trafficking in persons and related offences, 2018 – 2020\*



Source: AHTU.

In 2020, five persons (all adults) were convicted of trafficking in persons for the purpose of sexual exploitation, forced labour and other purposes. The persons convicted were nationals of Palau and other countries in East and South Asia.

Source: AHTU / OSP.

### *Victims*

Between 2018 and 2020, 23 persons were identified as victims of trafficking in persons in Palau. Identified victims were all adults, men and women, and were subjected to trafficking for the purpose of sexual exploitation, forced labour, and other purposes. Identified victims were mostly citizens of Bangladesh, the Philippines and China.

Source: AHTU.

## - Singapore -

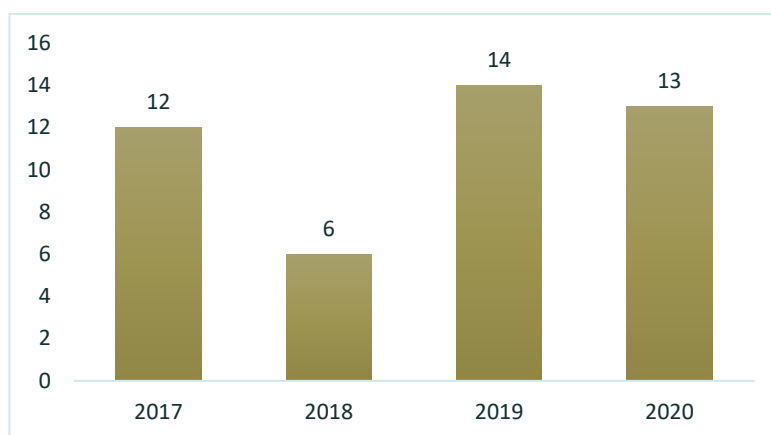
Singapore acceded to the UN Protocol to Prevent, Suppress and Punish Trafficking in Persons, Especially Women and Children in 2015. The current legislation on trafficking in persons in Singapore – the Prevention of Human Trafficking Act of 2015 – covers all forms of trafficking indicated in the UN Trafficking in Persons Protocol.<sup>29</sup>

### *Investigations and suspects*

National Authorities of Singapore recorded six offences of trafficking in persons between 2017 and 2019. No offence was recorded in 2020.

Source: Ministry of Manpower and Singapore Police Force.

### **Number of persons brought into formal contact with the police and/or criminal justice system because they have been suspected of trafficking in persons, 2017-2020**



Source: Ministry of Manpower and Singapore Police Force.

Between 2017 and 2019, prosecution for trafficking was commenced against eight persons. No person was prosecuted for trafficking in persons in 2020. Between 2017 and 2020, five persons were convicted of this crime, specifically for trafficking in persons for the purpose of forced labour or sexual exploitation. No conviction was recorded in 2018.

Source: Ministry of Manpower and Singapore Police Force.

### *Victims*

National Authorities reported that seven adults and less than five minors were identified as victims of trafficking between 2017 and 2020. Many were victims of trafficking for sexual exploitation or forced labour. In 2018, less than five Singaporean citizens were reported as victims of domestic trafficking. No other victim of domestic trafficking was reported between 2017 and 2020.

Source: Ministry of Manpower, Singapore Police Force.

---

<sup>29</sup> See [Sherloc database of legislation](#).

## – Solomon Islands –

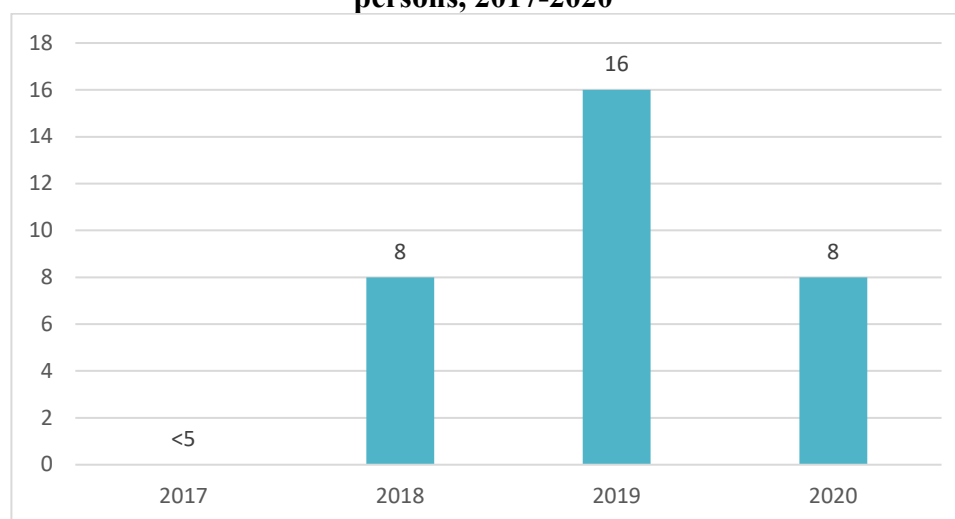
Solomon Islands is not a party to the UN Protocol to Prevent, Suppress and Punish Trafficking in Persons, Especially Women and Children. However, the current legislation on trafficking in persons in Solomon Islands – Part 7 Division 2 of the Immigration Act (2012) and Section 145 of the Penal Code (2016) – covers all forms of trafficking indicated in the Protocol.

### *Investigations and suspects*

Between 2017 and 2020, 14 offences of trafficking in persons were recorded.

Source: Immigration inspections and investigations.

### **Number of persons brought into formal contact with the police and/or criminal justice system because they have been suspected of, arrested for or cautioned for trafficking in persons, 2017-2020\***



Source: Immigration inspections, monitoring and public.

\* Due to privacy reasons, figures below five were presented as “<5”.

Between 2017 and 2020, 16 persons were convicted of trafficking in persons, including men and girls. All convictions were related to trafficking in persons for the purpose of sexual exploitation.

Source: Immigration inspections, monitoring and public.

### *Victims*

Between 2017 and 2020, 17 victims of trafficking in persons were identified. They were all girls, citizens of Solomon Islands, trafficked domestically for the purpose of sexual exploitation.

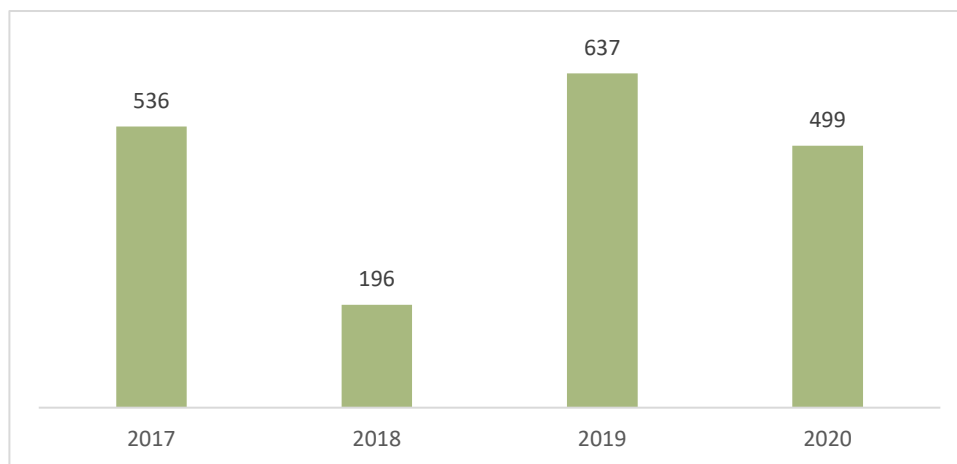
Source: Immigration investigation, registry and monthly inspection; immigration database.

## –Thailand–

Thailand ratified the UN Trafficking Protocol in 2013. The current legislation on trafficking in persons in Thailand – The Anti-Human Trafficking Act – covers all forms of trafficking indicated in the UN Trafficking in Persons Protocol.<sup>30</sup>

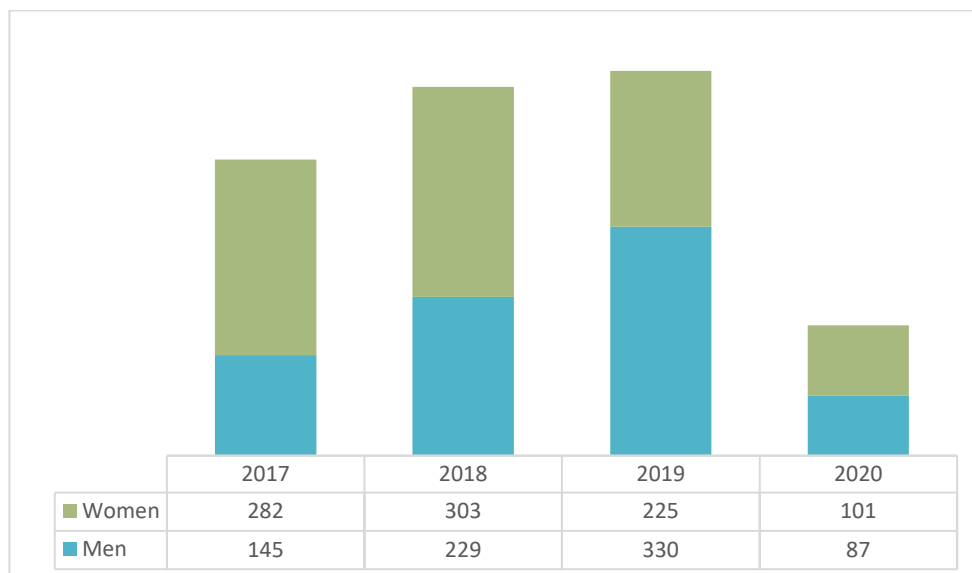
### *Investigations and suspects*

#### **Number of cases of trafficking in persons recorded, 2017 – 2020**



Source: Office of the Judiciary.

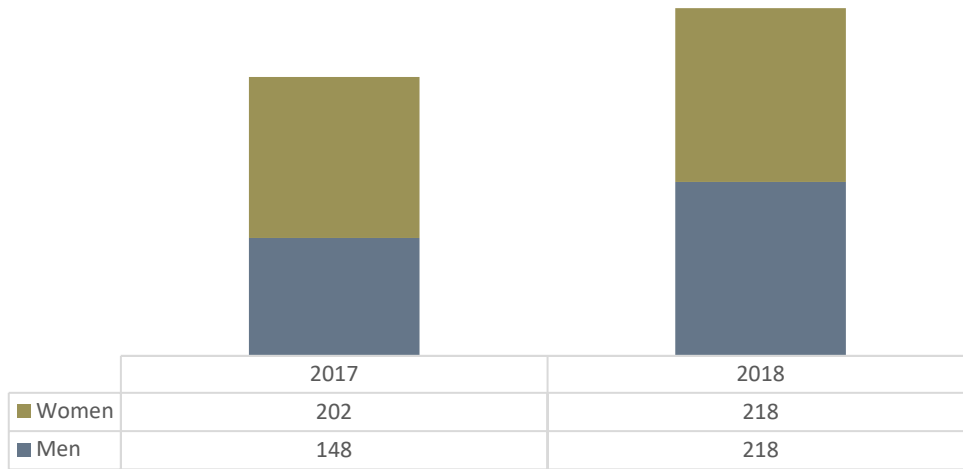
#### **Number of persons brought into formal contact with the police and/or criminal justice system because they have been suspected of, arrested for or cautioned for trafficking in persons, by sex, 2016 – 2020**



Source: Thailand's Country Report on Anti-Human Trafficking Response 2021.

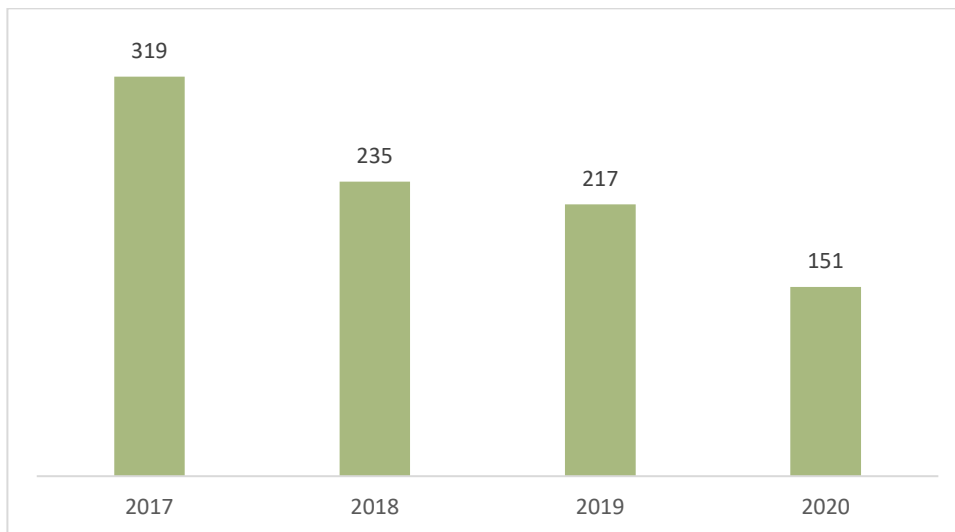
<sup>30</sup> See [Sherloc database of legislation](#).

### Number of persons prosecuted for trafficking in persons, by sex, 2017-2018



Source: The Office of Attorney General.

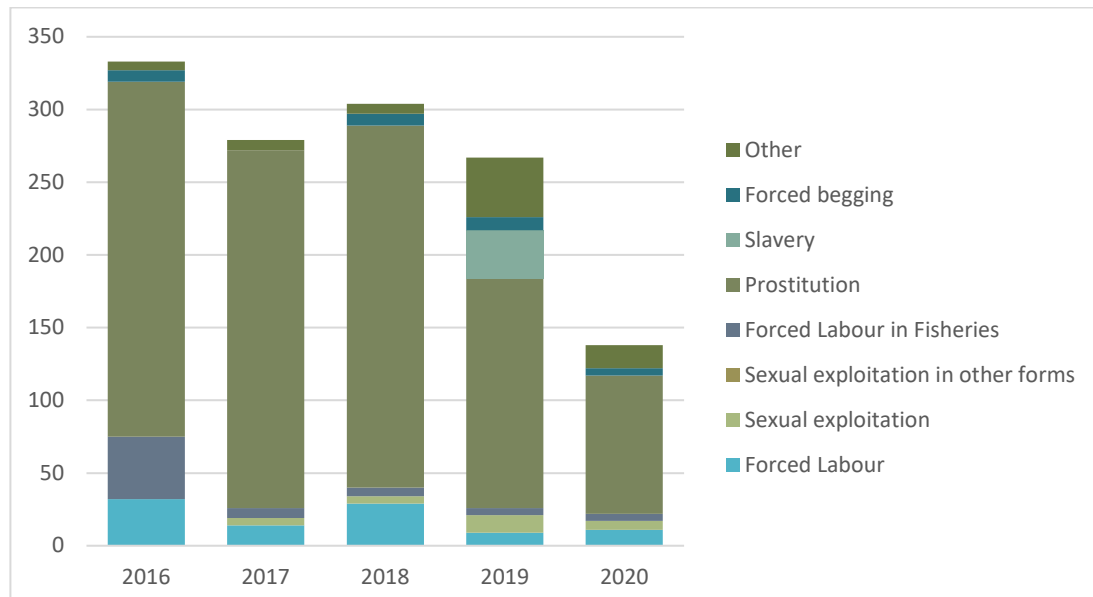
### Number of persons convicted of trafficking in persons, 2016 - 2020



Source: Thailand's Country Report on Anti-Human Trafficking Response 2021.



## Number of persons convicted of trafficking in persons, by form of exploitation, 2016-2020\*

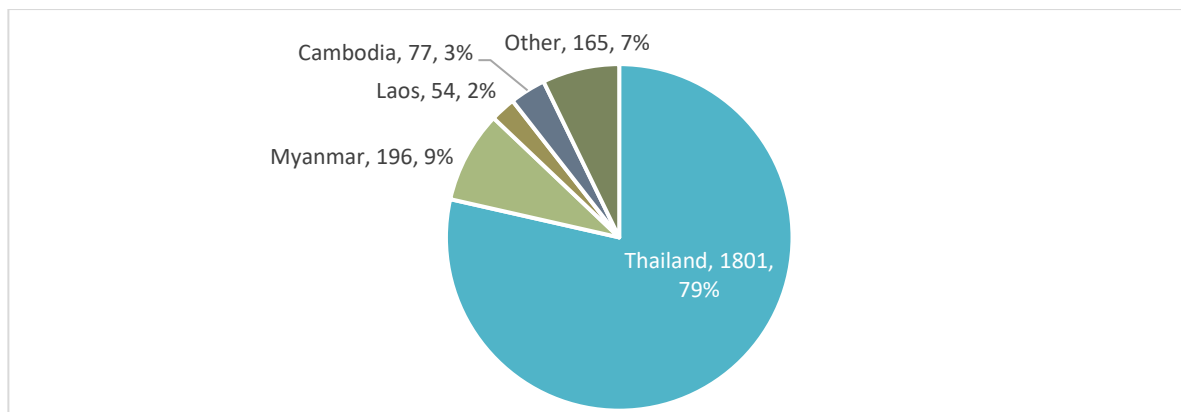


	2016	2017	2018	2019	2020
Other	6	7	7	41	16
Forced begging	8	0	8	9	<5
Slavery	0	0	0	33	0
Prostitution	244	246	249	158	95
Forced Labour in Fisheries	43	7	6	<5	<5
Sexual exploitation in other forms	0	0	0	0	0
Sexual exploitation	0	5	5	12	6
Forced Labour	32	14	29	9	11

Source: The Office of the Attorney General.

\*Note: due to privacy concerns, figures below five are presented as "<5".

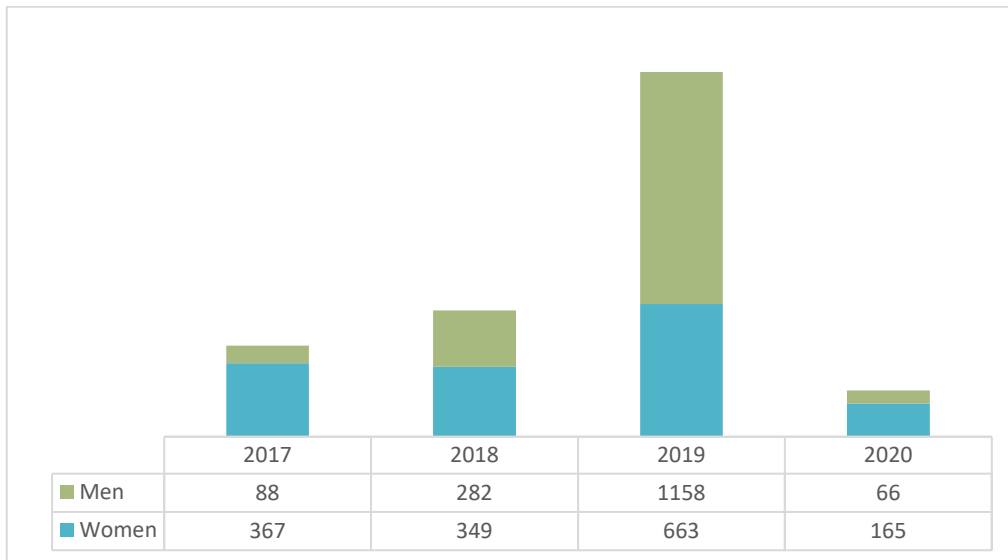
## Citizenships of persons suspected of trafficking in persons, 2016 - 2020



Source: Royal Thai Government's Country Report on Anti-Human Trafficking Efforts.

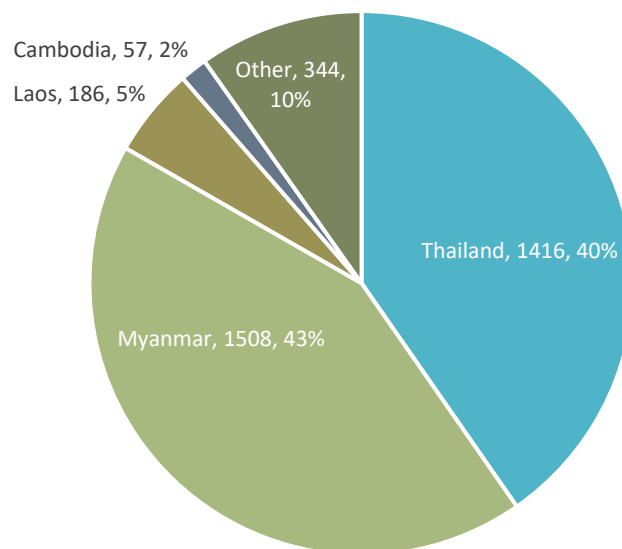
*Victims*

**Number of victims of trafficking in persons detected, by sex and age, 2017 – 2020**



Source: Thailand’s Country Report on Anti-Human Trafficking Response 2021.

**Citizenships of persons identified as victims of trafficking in persons by state authorities, 2016 -2020 (Tot = 3511)**



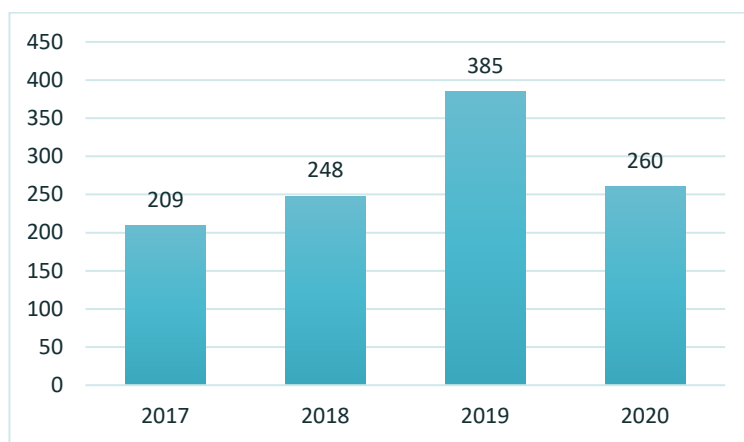
Source: Royal Thai Government’s Country Report on Anti-Human Trafficking Efforts.

## -The Philippines-

The Philippines ratified the UN Protocol to Prevent, Suppress and Punish Trafficking in Persons, Especially Women and Children in 2002. The current legislation on trafficking in persons in the Philippines - the Republic Act No. 9208 of 2003 and the Expanded Anti-Trafficking in Persons Act of 2012 (Act expanding on Act no. 9208)<sup>31</sup>- covers all forms of trafficking indicated in the UN Trafficking in Persons Protocol.

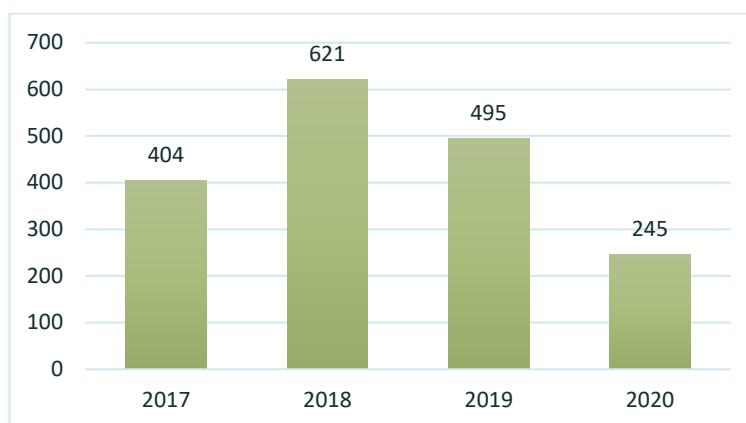
### *Investigations and suspects*

#### **Number of offences of trafficking in persons recorded, 2017-2020**



Source: IACAT database.

#### **Number of persons brought into formal contact with the police and/or criminal justice system because they have been suspected of, arrested for or cautioned for trafficking in persons, 2017-2020**

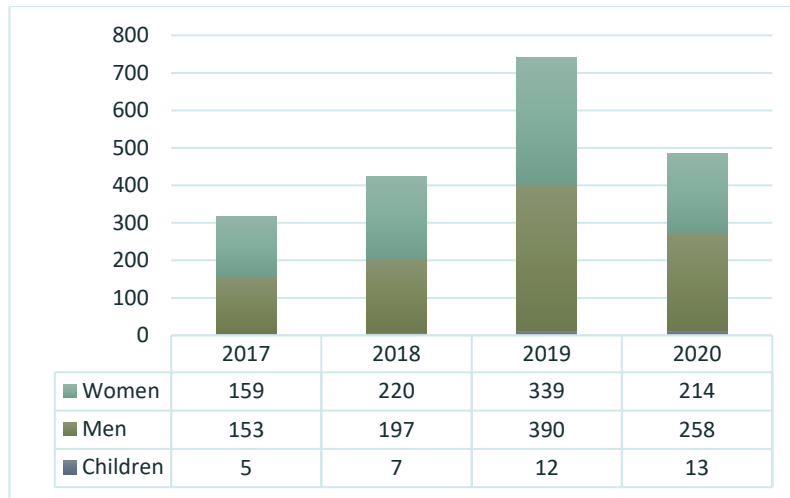


Source: NBI & PNP.

---

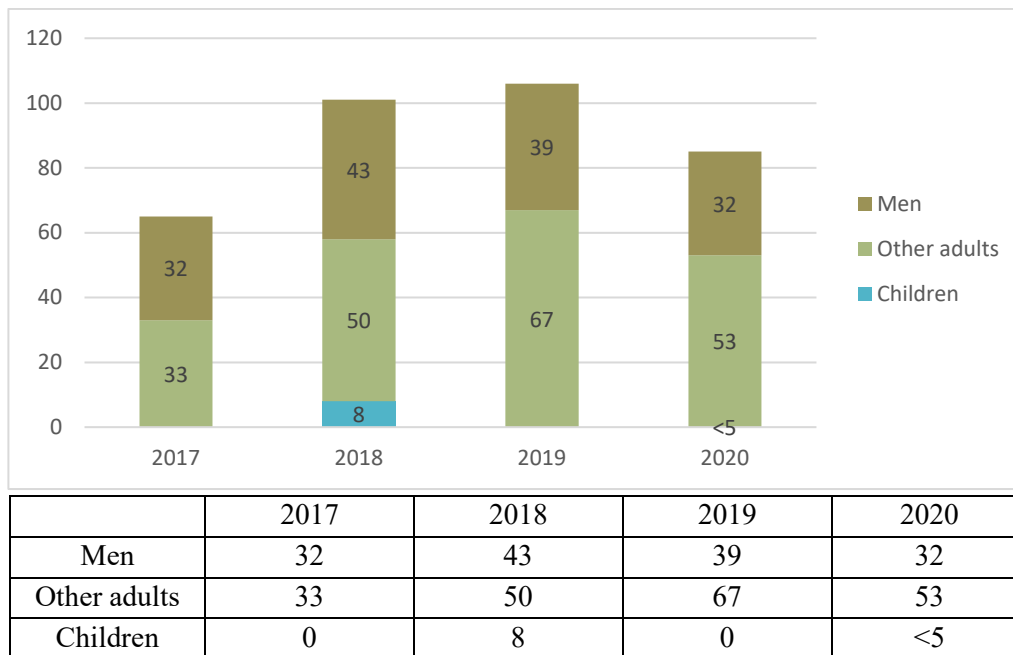
<sup>31</sup> See [Sherloc database of legislation](#).

**Number of persons against whom prosecution was commenced for trafficking in persons, by sex and age, 2017-2020**



Source: IACAT database.

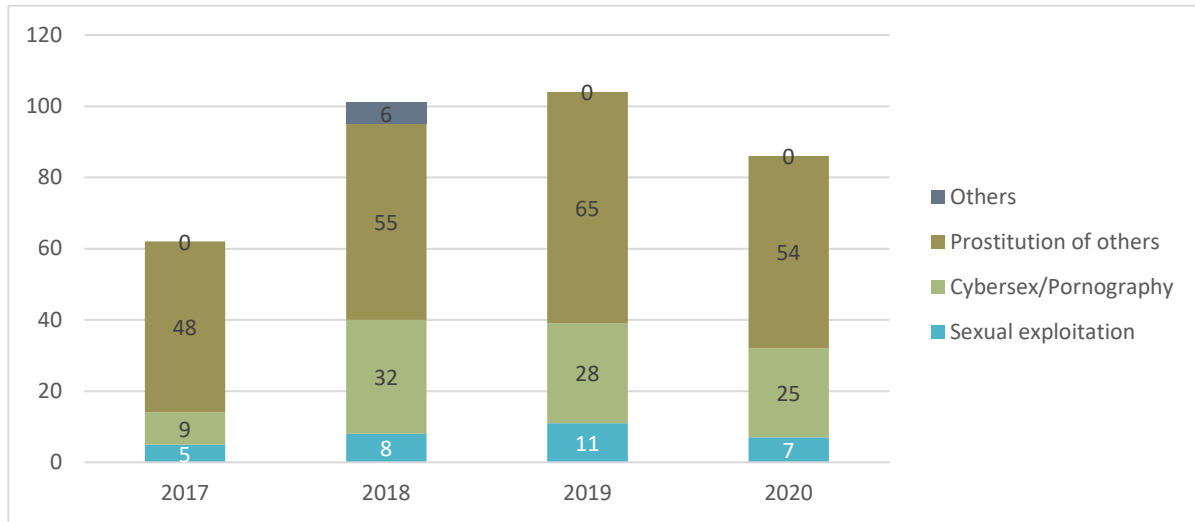
**Number of persons convicted of trafficking in persons, by sex and age, 2017-2020\***



Source: IACAT database.

\* Due to privacy reasons, figures below five were presented as "<5".

**Number of persons convicted of trafficking in persons, by form of exploitation, 2017-2020\***



	2017	2018	2019	2020
Sexual exploitation	5	8	11	7
Cybersex/Pornography	9	32	28	25
Prostitution	48	55	65	54
Others	<5	6	<5	<5

Source: IACAT database.

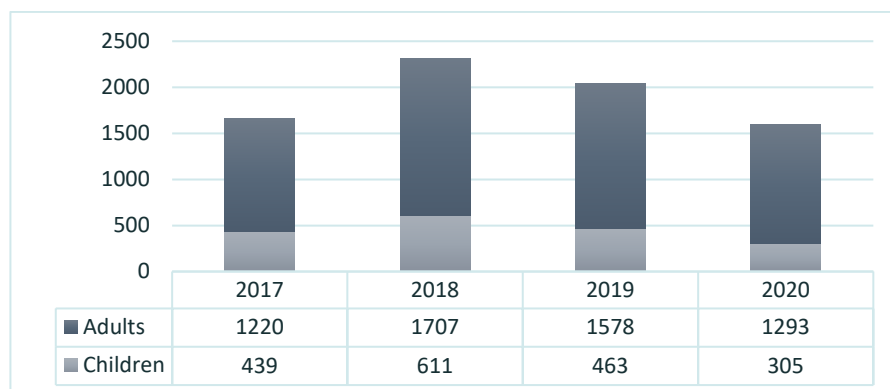
\* Due to privacy reasons, figures below five were presented as “<5”.

National Authorities reported that the majority of persons convicted of trafficking in persons were nationals of the Philippines. 61 Filipino citizens were convicted in 2017, 92 Filipino citizens in 2018, 100 Filipino citizens in 2019 and 78 Filipino citizens in 2020. Between 2017-2019, 25 foreigners were convicted of trafficking in persons and related crimes in the Philippines.

Source: IACAT database.

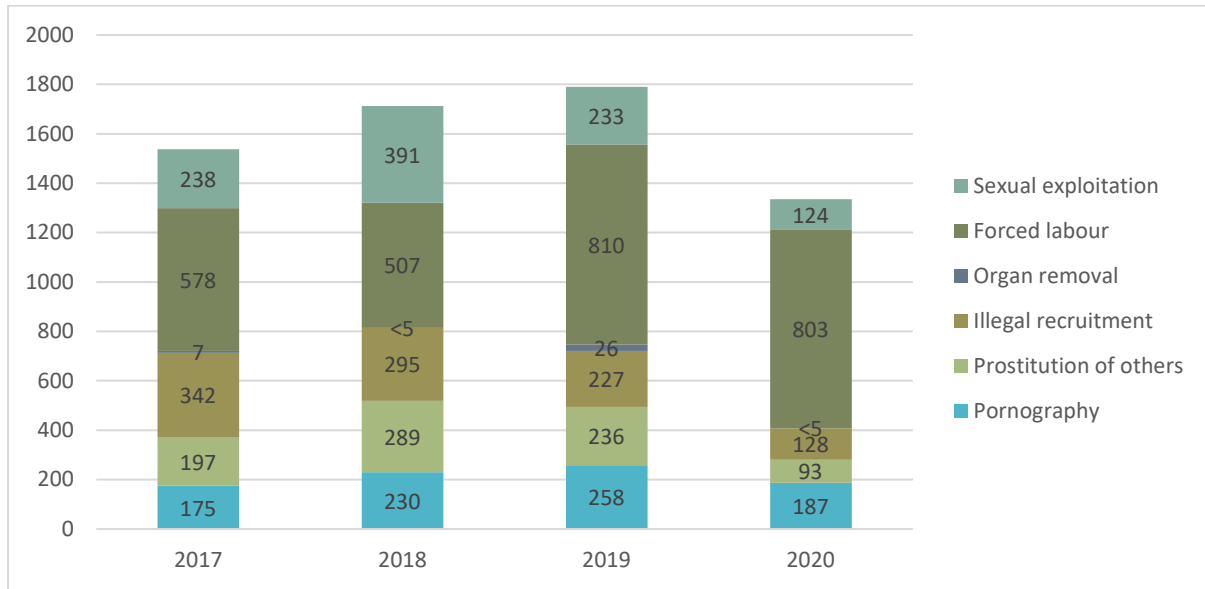
*Victims*

**Number of persons identified as victims of trafficking in persons, by age group, 2017 – 2020**



Source: DSWD RRPTP Annual Report.

**Number of persons identified as victims of trafficking in persons, by form of exploitation, 2017-2020\***



	2017	2018	2019	2020
Sexual exploitation	238	391	233	124
Forced labour	578	507	810	803
Organ removal	7	<5	26	<5
Illegal recruitment	342	295	227	128
Prostitution	197	289	236	93
Pornography	175	230	258	187

Source: DSWD RRPTP Annual Report.

\* Due to privacy reasons, figures below five were presented as “<5”.

## **- Tonga -**

Tonga is not a party to the UN Trafficking in Persons Protocol. The current legislation on trafficking in persons in Tonga - articles 68-73 of the Counter Terrorism and Transnational Organised Crime Act 2013 - covers most forms of trafficking indicated in the UN Trafficking in Persons Protocol.

### *Investigations and suspects*

No cases of trafficking in persons were registered in Tonga between 2017 and 2020. In the same period, there were no reports of persons being suspected of, investigated for or convicted of trafficking in persons and related crimes.

Source: Tonga Police Statistics.

### *Victims*

No victim of trafficking in persons was identified in Tonga between 2017 and 2020.

Source: Tonga Police Statistics.

## – Vanuatu –

Vanuatu is not a party to the UN Protocol to Prevent, Suppress and Punish Trafficking in Persons, Especially Women and Children. The current legislation on trafficking in persons in Vanuatu – The Counter Terrorism and Transnational Organized Crime Act<sup>32</sup> and Article 102 of the Penal Code<sup>33</sup> – criminalises trafficking in persons in Vanuatu.

### *Offences*

Between 2017 and 2020, national authorities reported that four offences of trafficking in persons were recorded in 2018.

Source: Vanuatu Police Force.

### *Investigations and suspects*

Between 2017 and 2020, four persons were brought into formal contact with the police and/or criminal justice system because they had been arrested for trafficking in persons in 2018. The suspected traffickers were all adults, male and female.

Source: Vanuatu Police Force.

In 2020, the four persons arrested in 2018 were prosecuted for trafficking in persons for the purpose of forced labour and related offences. They were men and women originating from Sub-Saharan Africa and East-Asia and Pacific.

Source: Vanuatu Prosecutor's Office.

### *Victims*

Between 2017 and 2020, 101 victims of trafficking in persons were identified in 2018. They were all reported as female adults and citizens of Bangladesh.

Source: Vanuatu Police Force; Vanuatu Prosecutor's Office.

---

<sup>32</sup> See [Sherloc database of legislation](#).

<sup>33</sup> See [Sherloc database of legislation](#).