



International  
Labour  
Organization



Save the Children



Republic of Lebanon  
Ministry of Labor

# CHILDREN LIVING AND WORKING ON THE STREETS IN LEBANON: PROFILE AND MAGNITUDE



The Bureau of Population, Refugees and Migration  
US Department of State

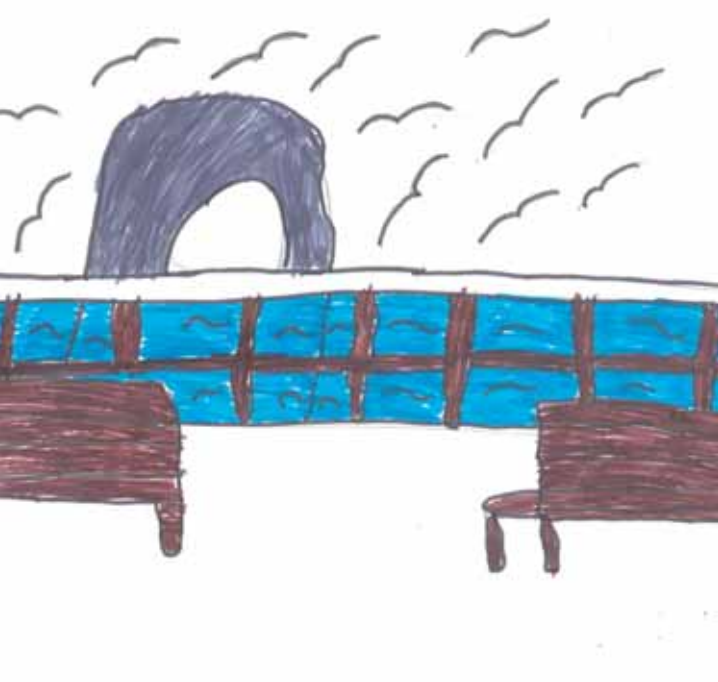


## DISCLAIMER

The views and opinions expressed in this report are those of the researchers and do not necessarily reflect the views of the International Labour Organization (ILO), the United Nations Children's Fund (UNICEF) or Save the Children International (SCI); responsibility for their expression rests solely with their authors. They do not imply the expression of any opinion whatsoever on the part of the ILO, UNICEF or SCI concerning the legal status of any country, area or territory or of its authorities, or concerning the delimitation of its frontiers. The mention or omission of specific actors, actions, firms, commercial products or processes does not imply any endorsement or judgment by the ILO, UNICEF or SCI.

Study conducted by  
the Consultation and Research Institute

**February 2015**



*“  
I want to live  
alone on a deserted  
island.”*



# RESEARCH TEAM

## TECHNICAL TEAM

<b>Child Labour Consultant (ILO Regional Office for Arab States)</b>	Hayat Osseiran
<b>Child Protection Officer (Unicef – Lebanon Country Office)</b>	Abir Abikhallil
<b>Child Protection Specialist (Unicef – Lebanon Country Office)</b>	Carlos Bohorquez
<b>Child Protection Technical Advisor (Save the Children International in Lebanon)</b>	Marta Passerini


## RESEARCH TEAM

<b>Advisory Board</b>	Kamal Hamdan Redha Hamdan
<b>Author and Project Coordinator</b>	Alexander Ammar
<b>Fieldwork Supervisor and Data Editor</b>	Siham Mustapha
<b>Case Studies Team</b>	Rami Allaw Mohamad Shukor Mariam Mohamad
<b>In-depth Interviews Team</b>	Alexander Ammar Siham Mustapha
<b>Face-to-Face Interviews and Enumeration Exercise Team</b>	Mohamad Shukor Mariam Mohamad Zahraa BouKhdoud Maisam Khatoun Amin Bader Elddine Wafaa El-Sayes Ghayath Sobhi Iman Akel Husam El-Daouk Dimitry Haddad Ragheed Daher Hind Yaakoub Dunia Khatoun Farah BouKhdoud Mona Yaakoub
<b>Data Programmer</b>	Rima Oulleik
<b>Data Entry Officer</b>	Zainab Harkous

## EXTERNAL REVIEW TEAM

<b>Editor-in-chief</b>	Sami Halabi
<b>Editor</b>	Emily Dische-Becker
<b>Editor</b>	Paul Cochrane

*“ I want to work in a decent place and not get arrested. ”*



# ABBREVIATIONS AND ACRONYMS

# ABBREVIATIONS AND ACRONYMS

- ALI:** The Association of Lebanese Industrialists
- ALP:** Out-of-School Accelerated Learning Programs
- AUB:** American University of Beirut
- CRC:** the Convention on the Rights of the Child
- CRI:** The Consultation and Research Institute
- GDP:** Gross Domestic Product
- GOL:** Government of Lebanon
- HCC:** The Higher Council for Childhood
- ILO:** International Labour Organization
- IMC:** Inter-Ministerial Committee
- IPEC:** International Programme for Elimination of Child Labour
- MDGs:** Millennium Development Goals
- MEHE:** Ministry of Education and Higher Education
- MOIM:** Ministry of Interior and Municipalities
- MOJ:** Ministry of Justice
- MOL:** Ministry of Labour
- MOPH:** Ministry of Public Health
- MOSA:** Ministry of Social Affairs
- NAP:** National Action Plan to Eliminate the Worst Forms of Child Labour by 2016
- NES:** National Education Strategy
- NGO:** Non-Governmental Organizations
- NPPF:** National Policy and Programme Framework on Child Labour
- NSDS:** National Social Development Strategy of Lebanon
- OHCHR:** The Office of the United Nations High Commissioner for Human Rights
- RI:** Residential Institutions
- SAP:** Social Action Plan
- SBC:** Street Based Children
- SCI:** Save the Children International
- SDCs:** Social Development Centres
- SSN:** Social Safety Nets
- UNESCO:** United Nations Educational, Scientific and Cultural Organization
- UNHCHR:** The United Nations High Commissioner for Human Rights
- UNHCR:** The United Nations High Commissioner for Refugees
- UNICEF:** The United Nations Children's Fund
- UPEL:** Union for Protecting Childhood in Lebanon
- USJ:** University of Saint Joseph
- WFCL:** Worst Forms of Child Labour
- WSC:** Working Street Children





*“  
I want to grow up  
so I can defend  
myself.”*



# TABLE OF CONTENTS

<b>Research Team</b> .....	4
<b>Abbreviations and Acronyms</b> .....	6
<b>Executive Summary</b> .....	12
<b>Introduction</b> .....	18
Background & Context .....	18
Research Objectives .....	18
Methodology .....	19
Scope and Definitions .....	20
Limitations .....	23
<b>Capture-Recapture Results</b> .....	25
Findings of the Capture-Recapture Method .....	25
Capture-Recapture Profiling of SBC .....	27
<b>Findings of the Quantitative Field Survey</b> .....	32
Social and Demographic Aspects of SBC in Lebanon .....	32
Household Members and Familial Conditions .....	39
Education .....	43
<b>Qualitative aspects of SBC</b> .....	63
Refugees and marginalized communities .....	63
Organized crime .....	65
Location & Environment .....	66
<b>Recommendations</b> .....	68
<b>Annex I: Full Methodology</b> .....	71
Literature Review .....	71
Qualitative Research .....	71
Enumeration Exercise: Capture-Recapture Method .....	76
Quantitative Research .....	80
<b>Annex II: List of Districts by Region</b> .....	83
<b>Annex III: Map of Districts in Greater Beirut</b> .....	84
<b>Annex IV: Map of Districts in Tripoli</b> .....	85
<b>Annex V: Map of Districts in Saida</b> .....	86
<b>Annex VI: Vital Status State of the Parents According to Type of Work Groups</b> .....	87
<b>Annex VII: Figures that Illustrate Correlations between Types of Dwelling, Form of Families, Household Members and Contacts with Family</b> .....	88
<b>Annex VIII: Figures that Illustrate the Share of SBC Arrested by the Police and their Type of Work, Gender, Age Group, Region or Residence and Nationality</b> .....	91
<b>Annex IX: National Policy and Strategies</b> .....	93
Legal Framework .....	99
Institutional Framework .....	108
List of References .....	112
Statistical References .....	112
National Strategies and Institutional Action Plans .....	112
International Conferences and Conventions .....	112





# ACKNOWLEDGEMENTS



## ACKNOWLEDGEMENTS

Within the context of implementing the ILO technical project “Supporting National Action to Combat the Worst Forms of Child Labour in Lebanon,” financed by the Government of Germany, the Ministry of Labour in Lebanon requested the ILO’s technical support and assistance in researching the increasingly visible phenomenon of street-based children (SBC), especially in light of the influx of hundreds of thousands of refugees from Syria into Lebanon. This request was further discussed within the framework of the National Steering Committee Against Child Labour, chaired by the Ministry of Labour.

This study provides the Government of Lebanon and non-governmental organizations with evidence-based research on the magnitude and profile of children living or working in the streets of Lebanon, and on their socioeconomic situation. The objective is to facilitate the planning on implementation of a special programme to combat the phenomenon within the larger framework of the National Action Plan for the Elimination of the Worst Forms of Child Labour in Lebanon, by 2016 launched by the President in November 2013, to withdraw as many children as possible from the streets. Street work by children, specified as one of the most hazardous forms of child labour under Lebanon’s Decree no. 8987<sup>1</sup>, is one of the priority intervention areas of the National Action Plan.

This study assesses the cases of more than 700 Lebanese and non-Lebanese children and is the first of its kind to cover the different locations and regions in Lebanon where a relatively high incidence of children living or working on the streets persists.

The International Labour Organization’s Regional Office for Arab States led the initiative to conduct this study in close partnership and coordination with the Ministry of Labour and its Child Labour Unit, the United Nations Children’s Fund (UNICEF) and Save the Children International (SCI). UNICEF in collaboration with SCI, played a major role in linking the research team to organizations working on the ground with children at risk. These linkages took place through the Child Protection in Emergency Working Groups in selected areas of the study.

This study was conducted by the Consultation and Research Institute (CRI) in close coordination with the partners. Thanks and appreciation go to the CRI team who worked meticulously and patiently on the project in order to arrive at detailed information concerning children living or working in the streets.

The partners would like to gratefully acknowledge the financial contributions of the Government of Germany, the Bureau of Population, Refugees and Migration at the US Department of State and the First National Bank of Lebanon, without which this study would not have been possible.

Last but not least, thanks go to the Home of Hope shelter for hosting street-based children and allowing children to express their experiences through a series of animated films produced by SCI to accompany this study.

ILO      UNICEF      SCI      MOL

<sup>1</sup> Decree no. 8987 lists the most hazardous forms of child labour prohibited in Lebanon.

*“ I want to be a father,  
and not re-marry like  
my father did.”*



# EXECUTIVE SUMMARY

## EXECUTIVE SUMMARY

In November 2013, Lebanon pledged to eliminate the worst forms of child labour by 2016, through the enactment of a national action plan. As part of efforts to support this plan, the International Labour Organization (ILO), the United Nations Children's Fund (UNICEF), and Save the Children International (SCI) commissioned this study, upon the request of Lebanon's Ministry of Labour (MOL). Accordingly, the study's main purpose is to assess the magnitude and profile of children living and working on the streets—also known as street-based children (SBC)<sup>2</sup>—as well as formulate evidence-based and actionable policy recommendations.

### Main causes

The prevalence of children living or working in the streets poses a persistent challenge that straddles larger socioeconomic and political issues in Lebanon. The recent influx of refugees from Syria, many of whom are children, has certainly exacerbated this problem, but is by no means the core cause or consequence of children living or working on the streets.

Instead, intricate webs of economic, social, cultural, psychological and institutional factors, which are both current and long-standing, constitute the root causes. Nevertheless, this study identified four main driving factors that cause children to live or work on the streets of Lebanon: social exclusion, vulnerability of households, the influx of Syrian refugees into Lebanon, as well as organized crime and exploitation of children.

As such, future reforms aimed at tackling the SBC issue need to take these factors into account and also ensure that the rights of all children—regardless of nationality, creed, social status or geographical location—are protected.

### Size and geographical location

Using internationally validated technical methodologies and ethical best practices to measure the number and profile of SBC across 18 districts of Lebanon, a total of 1,510 children were found to be living or working on the streets.

SBC predominately work in Lebanon's urban centres, a majority of them in Greater Beirut and Tripoli. The highest share of SBC are found in three districts of Greater Beirut: Hamra, Tariq al-Jadideh, and Mathaf. The district where the fewest SBC are found is the Saida Coastal Road.

### Attributes of SBC in Lebanon

**Economic activities:** The type of work most prevalent among SBC is begging (43 percent), followed by street vending (37 percent). The remaining 20 percent of SBC are distributed over the seven other types of work. It was also found that begging intensifies outside major urban centres of Lebanon, especially in the Bekaa (53 percent) and Akkar (37 percent).

**Gender:** Over two-thirds of SBC in Lebanon are male. Across regions in general, SBC gender reflects this division, except in Tripoli where 75 percent of SBC are male. While the majority of SBC's forms of work are also more likely to engage in begging than older SBC.

<sup>2</sup> The terminology 'SBC' is fully explained in the introduction section of this report.

not gender dependent, most female SBC (69 percent) are engaged in begging and most male SBC work in street vending (77 percent).

**Age:** More than half of SBC in Lebanon are aged between 10 and 14 years old. This applies to both genders, as 53 percent of males and 49 percent of females belong to this age group. It was found that younger SBC are also more likely to engage in begging than older SBC.

**Nationality:** Combined with non-Syrian nationals from Syria,<sup>3</sup> SBC originating from Syria amount to almost three-quarters (73 percent) of the total sample, a rise from a proportional estimate of two thirds over the past decade.<sup>4</sup> Lebanese SBC made up 10 percent of SBC compared to an estimated 15 percent of SBC in 2004.<sup>5</sup> The proportion of Palestinian SBC has also fallen from 10 percent in 2004<sup>6</sup> to 8 percent.<sup>7</sup> The remaining SBC are stateless or identify as other ethnic minorities residing in Lebanon, including the Dom, Turkmen and Arab tribes.

**Residency:** Just over half of SBC live in and around Lebanon's capital Beirut and its suburbs (51 percent), mainly the capital's southern suburbs and the Baabda district (31 percent). The remaining SBC were mostly distributed between Tripoli (17 percent), Akkar (14 percent), Zahle (9 percent) and Saida (6 percent). Some 27 percent of SBC reside in slums while nearly a quarter (23 percent) live in apartments in residential buildings. Another 18 percent inhabit a single room where the entire household—usually consisting of family members—occupy one bedroom.

**Household Status:** The average SBC household size is seven members, almost double the Lebanese aggregate. Male fathers of SBC head a total of 54 percent of SBC households and female mothers constitute 10 percent of SBC households. Around 7 percent of SBC themselves are heads of households.

Almost 70 percent of SBC believe their parents are alive while only 4 percent are sure both of their parents are deceased. It was also found that three-quarters of SBC from Syria<sup>8</sup> believe their parents are alive, a higher share compared to SBC from Lebanon (58 percent). In total, 91 percent of SBC live with some sort of family, usually immediate family members.

**Education:** The majority of SBC are either illiterate and/or have never attended school. No less than 42 percent of SBC are completely illiterate, nearly equivalent to the percentage that never attended school (40 percent). Only one third of SBC believe they have good or fair reading skills (32 percent) and, to a lesser extent, the same levels of writing skills (29 percent). While 40 percent of SBC have never enrolled in school, 57 percent dropped-out and only 3 percent were attending school and working on the streets. The lowest percentage of SBC that have never attended school originate from Syria (32 percent) and SBC engaged in begging had the highest percentage of non-enrolment (72 percent).

**Working Conditions:** Most SBC enter the market between seven and 14 years of age. The highest percentage of SBC started working between 12 and 14 years old (39 percent), closely followed by seven to 11 years old (36 percent). SBC's workdays vary considerably from four to 16 hours per day, with an average workday of 8.46 hours. SBC work an average of over six days per week and more than half work every day.

SBC are also subject to several occupational hazards, including the carrying of heavy loads (39 percent) and involvement in various forms of traffic accidents (30 percent).

<sup>3</sup> Figure includes Syrian nationals, Palestine refugees from Syria, and other ethnic minorities who came to Lebanon from Syria. All figures are also rounded up to the nearest whole number. The terms Palestine refugee and Palestinians are used interchangeably in this study as the former is the official United Nations classification.

<sup>4</sup> The Consultation and Research Institute (CRI), "Street Working Children", December 2004, in collaboration with the Ministry of Interior, ILO Beirut.

<sup>5</sup> Ibid.

<sup>6</sup> Ibid.

<sup>7</sup> A total of 7 percent are Palestine refugees from Lebanon and 1 percent are Palestine refugees from Syria.

<sup>8</sup> Refers to Syrian nationals or those who originate from Syria, including Palestine refugees from Syria as well as other ethnic minorities.

Around 29 percent of SBC say they have been chased or arrested by law enforcement officials while around 3 percent say that, at times, they are paid less than the agreed upon daily rate for work. Some six percent of SBC report being victims of sexual assault or rape in the workplace. Almost half of SBC believe they have no one (47 percent) to report abuses to, while just over one-third refer to family members (35 percent) in such cases.

**Transportation and movement:** Most SBC do not travel to work in cities from remote areas as the majority live in low-income areas, either within cities and towns or their suburbs. Nearly two-thirds (61 percent) of SBC say they practice freedom of movement between one work location and another while over one-third (39 percent) work in fixed locations. Children who engage in illicit activities are the most mobile and 83 percent of them move frequently between different areas.

**Earnings:** On average, SBC earn less than US\$12 per day. The average daily income of SBC was 16,700 Lebanese Lira (L.L.), equivalent to US\$11.13 per day. Begging was found to generate the lowest income, averaging 13,700 L.L. (US\$9.05) a day. The most lucrative form of work is illicit activity, which averages 32,300 L.L. (US\$21.35) per day in earnings for SBC. This is particularly the case for prostitution, which generates an average daily income of 55,000 L.L. (US\$36.35). Over half of SBC (56 percent) give all their earnings away, while 31 percent share it with others. Only 13 percent of SBC keep all the money they earn for themselves.

**Hazardous Environments & Behaviour:** A minority of SBC suffer from domestic and sexual violence in the home. A total of 15 percent of SBC admit to suffering from domestic violence in the home,<sup>9</sup> while 4 percent of SBC have experienced harassment or abuse of a sexual nature. Some SBC also smoke cigarettes (44 percent), drink alcohol (14 percent) or sniff glue (9 percent). A total of 3 percent of SBC admitted to smoking hashish, a derivative of cannabis, while a further 2 percent said they had engaged in other forms of drug consumption.

**Health:** Many SBC suffer from various adverse health conditions, some of which require only primary health interventions. In general, 41 percent of SBC suffer from some kind of health affliction. The most common health problems were headaches and stomach pain (14 percent each), followed by back pain (12 percent), cuts and wounds (10 percent), coughs (8 percent), and fever (6 percent), as well as eye problems and tuberculosis (5 percent each). Overall, 72 percent of SBC have never visited a medical professional.

**Legal issues:** SBC are sometimes arrested but usually do not spend long periods of time in holding cells. Some 14 percent of SBC report having been arrested by the police, out of which the vast majority are arrested for only a few hours (86 percent). A total of 10 percent of SBC remain under arrest for more than a day (but less than a week) and just 4 percent are imprisoned for between 7 and 16 days.

Non-Lebanese SBC were more likely to be arrested than their Lebanese counterparts. SBC of Syrian origin and Palestinian refugees from Lebanon recorded the highest share of those arrested (17 percent each), followed by the stateless SBC (14 percent), Palestinian refugees from Syria (13 percent), and Lebanese (7 percent).

**Fears & Aspirations:** The majority of SBC would rather go to school or change their type of employment. When asked what they would rather do, SBC's first choice was to attend school (40 percent) while another significant portion (30 percent) would have still chosen to work for money, albeit not in street work. Given

<sup>9</sup> This result should be treated with caution because it is based on the admissions of SBC, rather than observed or reported cases.

an alternative to street work, 11 percent of SBC would have chosen to play or do no work (3 percent) at all. Over one-third of SBC claimed they were afraid of nothing (34 percent) while others said they fear law enforcement officials (12 percent) because they may imprison them, or fear their parents and other relatives (12 percent).

Finally, some SBC have high career aspirations. The most sought after careers among SBC are professions that require a degree (29 percent), such as engineering, medicine, teaching, or accounting. More reserved aspirations were to own a small business, learn a trade, or work in agriculture (16 percent, 14 percent, and 3 percent, respectively). Only a few SBC wanted to become heads of households (5 percent). Still, some SBC wanted to remain engaged in street work (5 percent) while others would settle for any form of work (3 percent).

## Recommendations

The recommendations of this study have been drafted by the ILO, UNICEF and SCI. These are targeted at government, civil society, international agencies as well as local non-governmental organizations (NGO) and centre on four key pillars:

- enforce relevant legislation;
- reintegrate SBC into education and provide basic services;
- intervene at the household-level to conduct prevention activities; and
- improve coordination and collaboration.

### Enforce relevant legislation

In order to effectively address children living and working on the streets, the Government of Lebanon (GOL), international agencies and civil society need to ensure adequate legislation is enforced to protect all SBC—regardless of creed, nationality, or economic activity—from all forms of exploitation. It is recommended that this be carried out through:

- harmonization and dissemination of international norms and national laws;
- inclusion of children living and working on the streets as part of those defined as ‘at risk’ under Law 422 (2002);
- implementation of Decree no. 8987 on prohibiting work that is hazardous to children under 18 years old, including street work;
- enforcement of laws pertaining to criminal organizations which organize street child labour;
- reactivation of the 2003 decree establishing a unit and a multi-stakeholder committee specialized in dealing with SBC at the Ministry of Interior and Municipalities as well as the enhancement of its capacity;
- awareness raising campaigns through actors working in national child protection and welfare systems on SBC rights;
- review, enactment and implementation of the existing 2010 draft SBC strategy entitled ‘Strategy for Protection, Rehabilitation and Integration of Street Children’;
- prioritization of actions that address children living and working in the streets under the provisions of the National Action Plan to Eliminate the Worst Forms of Child Labour by 2016 (NAP).

## **Reintegration of SBC**

In order to prevent children at risk from falling into the worst forms of child labour (WFCL), the GOL and international agencies need to cooperate in establishing a comprehensive social, health, and educational programme that guarantees viable and appropriate alternative care, as well as family support services for SBC, including:

- providing alternative care options for children deprived of parental care which aims to provide a safe and durable solution;
- reintegrating street-based children back into their households and communities when appropriate;
- placing children in institutions only as a last resort; and
- ensuring national child protection systems and related case management work guarantee protection of SBC.

## **Conduct prevention activities**

Several schemes and programmes to address the issue of SBC in Lebanon already exist. The government of Lebanon, agencies and civil society should raise awareness of these, through national campaigns and community-level mobilization, in order to:

- ensure prevention efforts at the local community-level have national level support;
- target communities that are particularly vulnerable to exploitation;
- raise awareness of long-term risks for children forced to work on the streets among SBC households through targeted and measured support to families; and
- ensure activities to raise awareness and generate income for SBC households are designed on a case-by-case basis.

## **Improve coordination**

Within the framework of the National Steering Committee Against Child Labour, enhanced collaboration and coordination are required to ensure a holistic and integrated approach to combatting the prevalence of children living or working in the streets. Required actions include:

- Improved coordination mechanisms between national and international agencies as well as government; and
- enhanced collaboration between specialized agencies with a focus on SBC, children without parental care, and more general child-focused organizations.





*“ I wish I had lots of clothes so I could wear a different piece of clothing every day. ”*



# INTRODUCTION

# I- INTRODUCTION

## 1- BACKGROUND & CONTEXT

At the 2010 Global Child Labour Conference at The Hague in the Netherlands, The Republic of Lebanon pledged to eliminate the worst forms of child labour by 2016. Towards this end, in 2013 Lebanon adopted a National Action Plan to Eliminate the Worst Forms of Child Labour by 2016 (NAP). However, despite sustained action by the Government of Lebanon (GOL) since 2000 to combat child labour, children living or working in the streets—also known as street-based children (SBC)<sup>10</sup>— are increasing. Most recently, the influx of Syrian refugees has exacerbated the already complex and wide-ranging social and economic issues, which contribute to the prevalence of SBC.

In order to provide an evidence-based platform to help curb children living or working in the streets of Lebanon, a thorough examination into the magnitude and profile of SBC was requested by the GOL, represented by the Lebanese Ministry of Labour (MOL). As a result, this study was commissioned by the International Labour Organization (ILO), the United Nations Children's Fund (UNICEF) and Save the Children International (SCI). The First National Bank of Lebanon also supported this study.

Accordingly, this study aims to provide government officials, civil society and the international community with the first comprehensive qualitative and quantitative study of SBC in Lebanon in order to facilitate an effective response to children living and working in the streets throughout the country.

## 2- RESEARCH OBJECTIVES

The main aim of this study is to elucidate the various dimensions of children living and working in the streets of Lebanon. Accordingly, the main research objectives are to:

- Profile children living or working in the streets;
- estimate the size of children living or working in the streets in designated regions; and
- assess the national policies, legal frameworks and institutional contexts related to street-based child labour.

<sup>10</sup> For an explanation of the terminology of this report please see the Scope and Definitions of this section.

### 3- METHODOLOGY<sup>11</sup>

In order to realise its objectives, this study employs a battery of research methods, including:

**Literature Review:** Secondary data from previous academic, developmental and governmental literature was gathered, assessed and included in the findings of this study.

**Key Informant Interviews:** Key informant interviews were conducted with stakeholders including government officials, international agencies, as well as child labour and refugee specialists.

**Quantitative Survey:** A field survey targeting a total of around 700 street-based children between ages five and 17 was employed in order to provide quantitative results related to various aspects of street-based children's work and circumstances.

**Qualitative Case Studies:** Two sets of case studies were undertaken in order to deduce qualitative information about street-based children's work and circumstances:

- A total of 20 case studies that target parents/guardians of street-based children; and
- a total of 10 case studies that target children engaged in illicit activities, such as prostitution, trafficking, arms dealing, as well as drugs peddling and smuggling.

**Capture-Recapture Method:** The Capture-Recapture method was employed in order to provide an estimate of the magnitude of street-based children in designated areas of Lebanon. The methodology is an enumeration exercise, summarized as follows:

**1- Wave 1 (Capture):** street-based children in every designated area of the study are identified and counted.

**2- Wave 2 (Recapture):** street-based children in every designated area of the study are identified as either previously counted or not, and subsequently classified as captured or recaptured.

The principal calculation method employed was the Lincoln-Peterson Method , a simple method<sup>12</sup> in which the estimated size of the population is calculated as follows:

(N = Estimated number of street-based children in a designated area) = (A= Number of children captured in Wave 1) x (B = Number of children captured in Wave 2)/ (A' = Number of children recaptured) [See Figure 1]

<sup>11</sup> A more detailed description of this study's methodology can be found in Annex I.

<sup>12</sup> The Capture-Recapture method, called the Lincoln/Petersen estimator in ecology after the works of Petersen in 1896 and Lincoln (1930). The method was originally developed in the wildlife biology, to estimate species populations. It was first applied to demography and social studies in 1949 (Sekar and Deming). Nowadays, it is commonly utilized to serve in social studies.

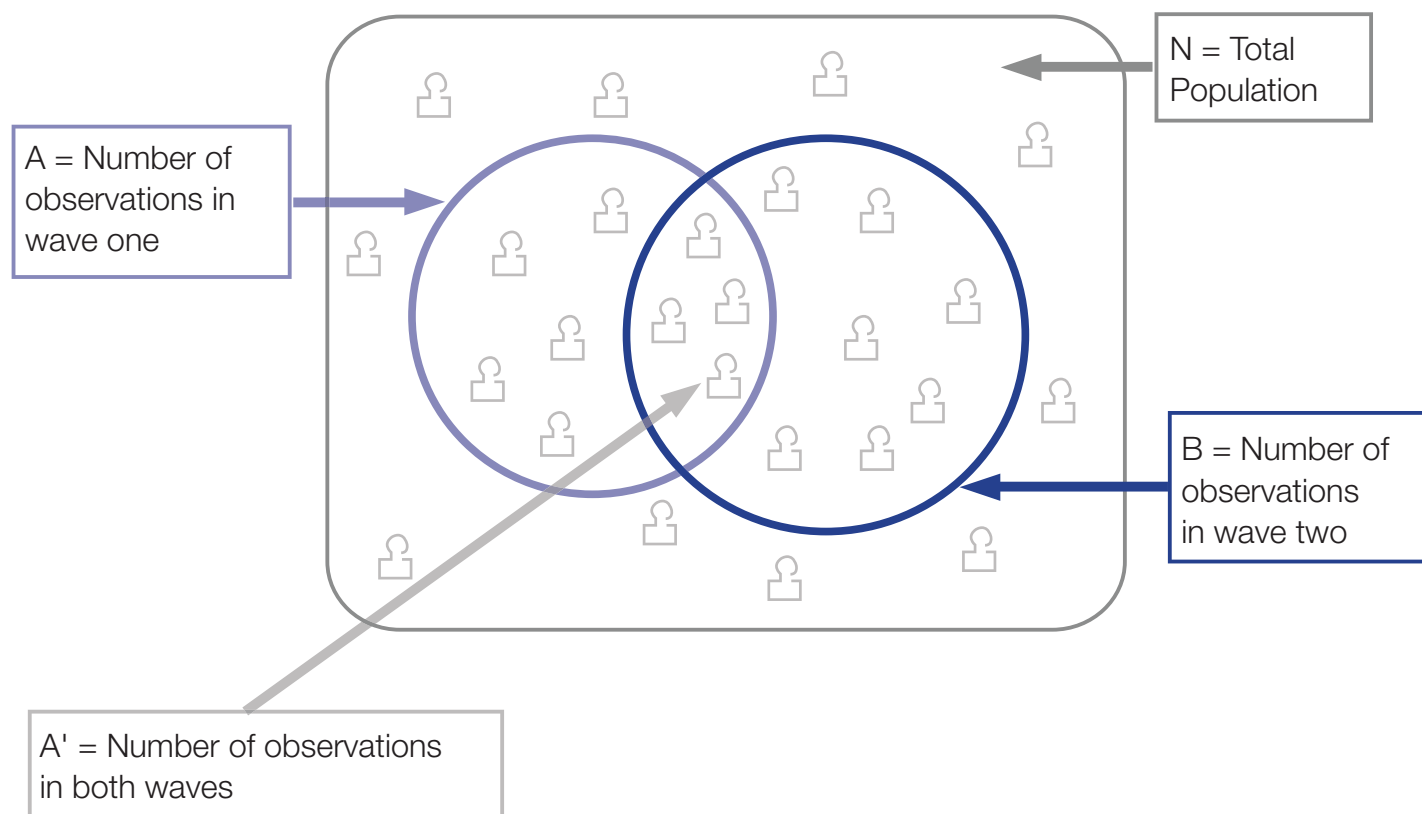


Figure 1: Capture-Recapture method calculation

The above technique presumes:

1. A closed population: The population is closed and there is no change in total population during the field study;
2. Reliable matching: Observations in both waves can be identified and matched;
3. Equal catchability: There are equal chances of SBC being found in each wave; and
4. Independence: The presence of an observation in the second wave should not be influenced by the presence of the same observation in the first wave.

## 4- SCOPE AND DEFINITIONS

The terminology used to describe child labour on the streets remains highly contested, and an analysis of such terminology is outside the scope of this research. However, it is important to note that this study employs the ILO's definitions of child labour, the worst forms of child labour (WFCL) and the term "street-based children" (SBC)<sup>13</sup>. As such, the designation "SBC" is a catchall description employed by this study in order to describe the multi-dimensional and heterogeneous nature of child labour on the streets, within a certain age bracket.

### a. SBC Definitional Scope

The literature review conducted as part of this study's methodology found that contemporary notions of street children are both contested and evolving. The concept of 'street children' is neither straightforward nor succinct. Rather, the definition should be seen as an evolutionary concept that describes the consequences and characteristics of children in the streets, as well as their inter-related association with street life and economic activity<sup>14</sup>.

<sup>13</sup> The ILO's most basic definition of child labour is: 'work that deprives children of their childhood, their potential and their dignity, and that is harmful to physical and mental development.' See: <http://www.ilo.org/ipec/facts/lang--en/index.htm> [Accessed on December 1 2014]

<sup>14</sup> Jones, G. A. and Thomas de Benitez, S. (2009). Tales of two or many worlds: When 'street' kids go global. Palgrave Macmillan, 75-94

Because this study takes place within a particular socioeconomic and political context, it is imperative that the conceptual notion of SBC be seen in light of recent and long-standing issues affecting SBC in Lebanon, particularly the Syrian refugee crisis and its effects on the magnitude and profile of SBC.

The concepts of ‘street children’ and ‘SBC’ rose out of a characterization by UNICEF, which concerns children ‘for whom the street...has become his or her habitual abode and/or source of livelihood’.<sup>15</sup> This definition has developed into further stratification of street children as being ‘of’ or ‘on’ the street—the former meaning children who live on the street and have no or very little contact with their families, while the latter describes children who work on the streets and return to their families after a day's labour.<sup>16, 17</sup> For the purposes of this study, SBC have been defined as those who fall into two broad sub-categories:

**Sub-Category 1:** Children ‘of the streets’, which generally refers to children who live on the streets, regardless of what they do for living; and

**Sub-Category 2:** Children ‘on the streets’, which generally refers to children who work on the streets and return home to their families once they complete their labour.

The actual work performed by SBC referred to in this study includes street-based trade, services, and begging, as well as forms of illicit activities. The latter include, but are not limited to, sexual exploitation, drug trafficking, child militancy and exploitation for political purposes such as using children during protests and demonstrations. The characteristics of SBC's work also includes the production of goods and services, whether:

- Intended for the market or not;
- paid or unpaid;
- part-time or full-time;
- on a casual or regular basis;
- in the formal or informal sector; or
- activities which are legal or illegal.

## b. Age groups

This study is also bound by a specific age range for SBC. In general, this study only considers SBC between the ages of five and 17, as per ILO standards. However, research activities that employed the Capture-Recapture method considered all SBC under 18 years of age to be within the scope of this study. For all research activities, age was measured as the number of completed years since a child's last birthday.

## c. Targeted segments

This study employed research methods that were most suited to investigate different segments of SBC. Accordingly, SBC employed in illicit activities were examined using the qualitative case study method, because of the clandestine and sensitive nature of their work. The quantitative survey and the Capture-Recapture method were utilized to observe SBC who live or work on the streets, irrespective of their type of work or whether they are currently employed. SBC not targeted by this study were: children who work in formal or informal enterprises, where part of their work involves delivering goods; children selling goods with their parents on weekends; and those engaged in light work that is permissible by ILO standards.

<sup>15</sup> United Nations Centre for Human Settlements (2000). Strategies to combat homelessness, United Nations Centre for Human Settlements, 74

<sup>16</sup> Children with no contact with their families have also been classified by UNICEF as ‘abandoned children’.

<sup>17</sup> Thomas de Benitez S., (2011). State of the World's Children: Research. State of the World's Children and Consortium for Street Children, 8

#### d. Designated areas

The quantitative survey and Capture-Recapture method covered 18 designated areas of Lebanon, hereafter called districts. In each district a series of 'hot spots' where SBC are known to congregate were selected based on this study's literature review, key informant interviews and regional workshops with major stakeholders. The aim of this selection criterion was to spread research activities across urban and rural areas, as well as include Lebanon's urban centres in the geographical scope of this study.

#	REGION	NUMBER OF DISTRICTS	POPULATION DENSITY
1	Beirut	8 districts	Urban
2	Tripoli	4 districts	Urban
3	Saida	3 districts	Urban
4	Akkar	2 districts	Urban-Rural
5	Bekaa	1 large district (6 hotspots)	Urban-Rural

Figure 2: Distribution of districts and hotspots



Figure 3: Map of geographical areas covered

## 5- LIMITATIONS

Researchers employed best practices related to researching child subjects within the Lebanese context. Nevertheless, conditions in Lebanon during the research period posed a number of constraints that should be taken into consideration when interpreting the findings of this study.


First, any research of SBC involves observing and engaging with human trafficking, criminal activities and informal labour markets, which all have an effect on the ability of researchers to completely source and analyse their subjects. Moreover, such research also involves dealing with abused and victimized children from vulnerable communities whose psychological state and living conditions may affect their responses.

Second, the phenomenon of SBC is, to a large degree, connected to cross-border human trafficking and refugee migration from Syria. Thus, the magnitude and profile of SBC is highly dependent on the developing Syrian conflict and the consequent refugee crisis in Lebanon.

Third, a further characteristic affecting the magnitude of SBC in Lebanon is their mobility, or their capacity to move from one place to another rather quickly. This posed a practical consideration for researchers estimating the magnitude of children living or working in the streets. In addition, SBC mobility also affects the ability of researchers to provide exact locational profiles of SBC across Lebanon.

Fourth and finally, since numerous regions in Lebanon either witness armed conflict or are situated close to volatile border areas that experience periodic violence, at times security considerations impeded the timeframe of the study, which could have affected the nature of the findings.

*“ I want the war in Syria to end and to leave Lebanon. ”*



# CAPTURE-RECAPTURE RESULTS



## II- CAPTURE-RECAPTURE RESULTS

Using the Capture-Recapture method, survey results were analyzed and resulted in two disparate sets of findings: the estimated size of SBC in 18 districts of Lebanon, and basic profiling of these same children based on this study's methodology.<sup>18</sup>

### 1- FINDINGS OF THE CAPTURE-RECAPTURE METHOD

**Using the Capture-Recapture method, the sum of all SBC in the 18 districts of Lebanon was found to be 1,510 children. The highest estimated number of SBC was 338 in the Hamra district of Beirut, with the least number of SBC found in the Saida Coastal road (12 SBC).** All in all, 990 different SBC in 18 designated areas were counted during the month of February 2014.

<sup>18</sup> Estimations show the results of 17 districts only excluding 'Achrafieh-Jemayze' due to the fact that none of the SBC counted in this area during Wave 1 were recaptured in Wave 2.

DISTRICT	DAY 1 CAPTURED	DAY 2 CAPTURED	RECAPTURED	ESTIMATED SIZE
Greater Beirut: Hamra	94	115	32	338
Greater Beirut: Cola - Tariq Jdideh	81	86	24	290
Greater Beirut: Ain Mraiseh - Corniche - Mathaf	36	39	7	201
Greater Beirut: Jnah - Msharafieh - Sayad	64	77	33	149
Tripoli: Mina - Coastal Road	54	49	33	80
Bekaa: Qib Elias - Chtoura - Masnaa	37	65	33	73
Tripoli: Vegetables Market - Abu Ali River	51	44	32	70
Akkar: Abdeh	34	34	22	53
Tripoli: Al-Tal - Nour Square	34	37	25	50
Tripoli: Qubeh	24	24	15	38
Saida: Estern Highway	29	28	22	37
Akkar: Halba	20	19	12	32
Greater Beirut: Chevrolet - Sin El Fil - Jdaideh	15	7	4	26
Greater Beirut: Khaldeh - Hadath	17	14	11	22
Greater Beirut: Bourj Hammoud - Dawra	4	7	1	20
Saida: Nejme Square	14	15	11	19
Saida: Coastal Road	9	12	9	12
Greater Beirut: Achrafieh - Jemaizeh	11	16	0	0
Totals	628	688	362	1510

Figure 4: Size Estimations of SBC in selected districts

**The proportion of recaptured SBC to the total number of SBC varied widely across regions, which indicated large differences in SBC's mobility and concentration.** Higher percentages of recaptured children imply higher concentrations of SBC and less geographical mobility, while lower proportions of SBC imply less competition amongst them.

**Generally, Greater Beirut registered the lowest percentage of recaptured SBC at some 20 percent.**<sup>19</sup> The lowest such proportion in the capital was registered at just 10 percent in the Achrafieh and Bourj Hammoud district, while on a national level the highest was recorded at 75 percent in Saida Coastal Road district. Results from other regions of Lebanon also varied from 47 percent in Akkar and 48 percent in Bekaa to 65 percent in Saida.

## 2- CAPTURE-RECAPTURE PROFILING OF SBC

### a. Region of work

**The vast majority of SBC (79 percent) work in the two largest urban centres of Lebanon, namely Greater Beirut and Tripoli.** A total of 58 percent of SBC work in Greater Beirut while around one-fifth work in Tripoli (21 percent). The remaining fifth (21 percent) work in three other regions of Saida, Akkar and the Bekaa (7 percent each). These findings confirm the commonly held notion that SBC are concentrated in proportionally larger population centres.

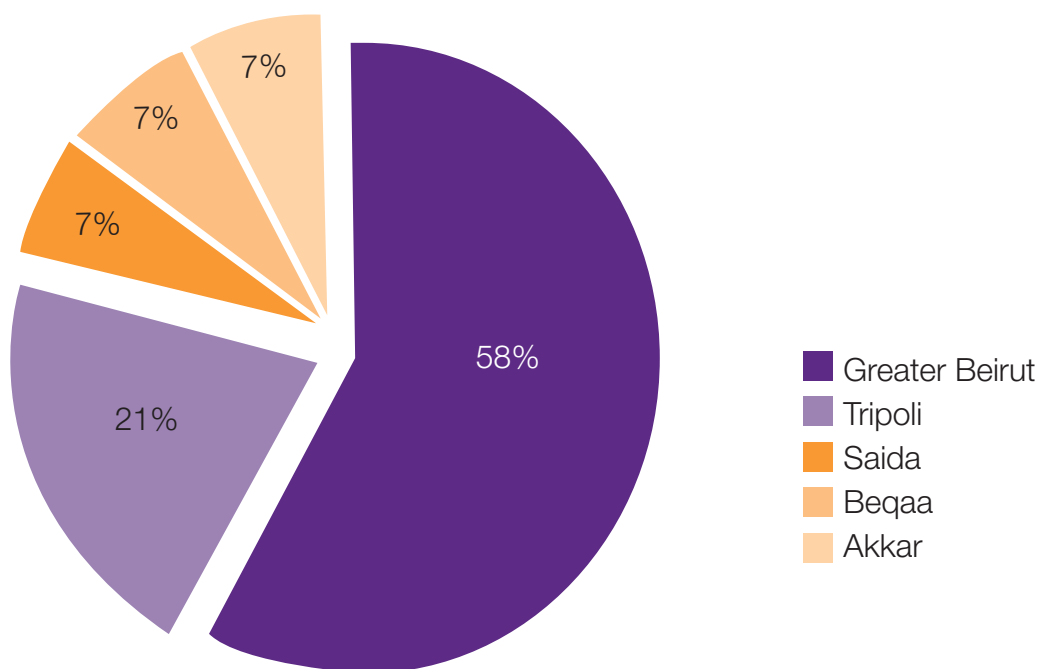


Figure 5: Regions where SBC work

<sup>19</sup> All percentages of this report are rounded up to the nearest whole number.

**The highest share of SBC are found in three districts of Greater Beirut, even though there are wide disparities between districts.** Three districts constitute nearly half (43 percent) of the total number of SBC: Hamra (18 percent) followed by Cola–Tariq Jdideh (14 percent), and Jnah–Msharafieh–Sayad (11 percent). On the other hand, the Achrafieh–Jemmayze district and Beirut’s northern suburbs record the lowest numbers, constituting only around 6 percent of total SBC<sup>20</sup>.

## b. Gender

**Over two-thirds of SBC in Lebanon are male.** Males dominate the gender profile of SBC at 68 percent of the total SBC population, with females constituting the remaining 32 percent. Across regions in general, SBC’s gender reflects this division, except in Tripoli where 75 percent of SBC are male.

**Most SBC’s forms of work are not gender dependent.** Some economic activities were gender affiliated such as fortune telling and prostitution, which were only practiced by female SBC; this was also true for portering and scavenging, which were restricted to male SBC. Other male SBC-dominated types of work were labour services (98 percent male) and shoe shining (92 percent males). Begging was split almost equally between female (51 percent) and male SBC (49 percent).

**The majority of female SBC (69 percent) are engaged in begging, whereas less than one-third of male SBC (31 percent) practice this activity.** Male SBC primarily engage in street vending, as do a smaller but significant portion of female SBC (23 percent). Both begging and street vending were found to be the most common forms of work for SBC, practiced by almost all (92 percent) female SBC and three-quarters of male SBC (75 percent).

**Gender distribution towards male SBC in Lebanon tends to increase with age.** At early ages, the children under five years old were split between both genders. Between the ages of five and nine a relatively even gender distribution persists. However, by the time children reach the age of 10, the trend starts to move toward more male SBC and tops out at 84 percent male in the 15 to 17 age bracket. The average age of male SBC was found to be 12.2 years, on average, compared to an average age of 10.5 years among female SBC.

<sup>20</sup> This matter can be partially explained by the presence of higher security measures and law enforcement, especially in the Jemaizeh neighborhood. SBC are thought to have to be cautious in such areas and may take higher precautions so as not to remain in these areas for long periods of time.

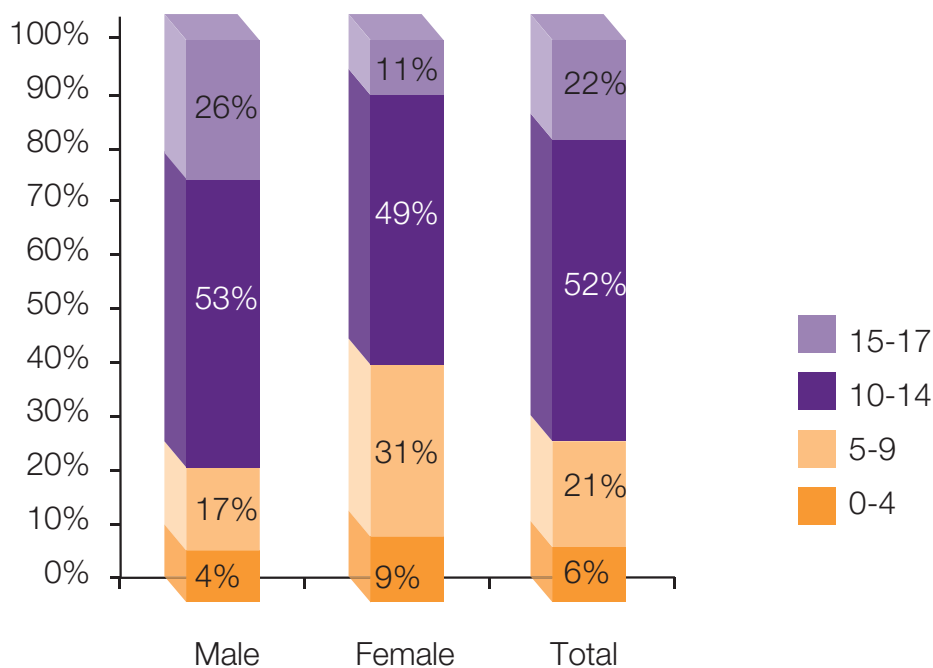


Figure 6: SBC age and gender

### c. Age

**More than half of SBC in Lebanon are aged between 10 and 14 years old.** At 52 percent of total SBC, children between the age of 10 and 14 are split almost evenly between males (53 percent) and females (49 percent). This is also true on a regional level, as the share of SBC aged 10 to 14 years is the highest of all other age groups in every region of Lebanon, particularly in Beirut (43 percent). However, because females are relatively younger than male SBC, they make up the majority of the five to 14 age bracket (80 percent). The opposite is true for the upper-age range of 15 to 17, where 79 percent of children are male.<sup>21</sup>

**The region with the highest proportion of SBC below five years of age is Beirut.** Around 8 percent of all SBC in Greater Beirut are below five years of age. This age group is almost completely engaged in begging (4 percent as infants carried by their mothers, and 92 percent as independent beggars), followed by street vending (2 percent) and fortune telling (2 percent). By contrast, those in the top age bracket (15 to 17 years) were the least engaged in begging. Instead, SBC aged 15 to 17 make up the largest proportion of total SBC practicing fortune telling (88 percent), labour services (64 percent) and scavenging (44 percent). Moreover, all of the children found to be engaged in prostitution belonged to the 15 to 17 age group.

### d. Type of work

**The type of work most prevalent among SBC is begging (43 percent), followed by street-vending (37 percent).** The remaining 20 percent of SBC are distributed over the seven other types of work. As a group, street vending, car-windshield cleaning and fortunetelling activities (SC&F) constituted 40 percent of the kind of work SBC engage in. A remaining 17 percent perform daily labour services, mainly shoe shining and miscellaneous labour services. Begging was the most prevalent economic activity in the Akkar district (Halba and Abdeh districts) at up to 58 percent. Akkar also saw the highest incidence of labour services at 23 percent followed by Tripoli at 22 percent.

<sup>21</sup> The Vegetables Market - Abu Ali River district was the main cause of such a heavy male SBC presence due to the fact that majority of the children engage in portering activities, which are skewed towards male representation.

#	TYPE OF WORK	PERCENTAGE
1	Begging	43 percent
2	Street Vending	37 percent
3	Shoe Shining	7 percent
4	Labour Services	6 percent
5	Portering	4 percent
6	Car Windshield Cleaning	2 percent
7	Scavenging	Less than 1 percent
8	Fortune Telling	Less than 1 percent
9	Prostitution	Less than 1 percent
10	Infants Carried by Mothers	Less than 1 percent

Figure 7: Proportion of SBC in different types of work



*“Relieve me from the street and from the stuck up people who treat me with revulsion.”*



## FINDINGS OF THE QUANTITATIVE FIELD SURVEY

## III- RESULTS OF THE QUANTITATIVE FIELD SURVEY: PROFILING OF SBC

This following section of the study focuses mainly on illustrating and analyzing the outcomes of quantitative research, which was carried out through face-to-face interviews with 748 SBC. During the interview process, a tailor-made questionnaire was employed as per the scope and definitions of this study [see Introduction].

SBC interviewed as part of this study were located in five designated regions of Lebanon. The selection of these regions took into consideration the socioeconomic fabric of Lebanon and also geographical disaggregation based on the country's urban-rural make up. Accordingly, regions selected in order to cover three urban areas (the cities of Beirut, Tripoli and Saida along with their suburbs), and two relatively less populated governorates more proportionately affected by the recent Syrian refugee influx (Akkar and Bekaa). The fieldwork associated with this study took place over the course of one month and covered parts of ten different cazas<sup>22</sup> across Lebanon.

This section of the study also does not differentiate between SBC as being 'on' or 'of' the street, as all children who were identified as being 'of' the street were simultaneously working 'on' the street [see Introduction].

### 1- SOCIAL AND DEMOGRAPHIC ASPECTS OF SBC IN LEBANON

#### a. Nationality, ethnicity and living status of SBC

*73 percent of SBC originate from Syria  
61 percent of SBC came to Lebanon after the  
beginning of the Syrian refugee crisis*

#### **The majority of SBC originate from Syria.**

Combined with non-Syrian nationals from Syria, the total percentage of SBC originating from Syria<sup>23</sup> amounts to almost three-quarters (73 percent) of the total sample, up from around two-thirds (64 percent) in 2004.<sup>24</sup>

#### **The proportion of Lebanese and Palestinian SBC has fallen marginally in the last decade.**

Lebanese SBC made up 10 percent of the

<sup>22</sup> Lebanon is comprised of 26 cazas, or sub-governorates.

<sup>23</sup> Figure include Syrian nationals, Palestine refugees from Syria, and other ethnic minorities who came to Lebanon from Syria. The figure is also rounded up to the nearest whole number.

<sup>24</sup> The Consultation and Research Institute (CRI), 'Street Working Children, op. cit.



current study's sample compared to 15 percent of SBC in 2004<sup>25</sup>. The proportion of Palestinian SBC has also fallen from 10 in 2004 to 8 percent (7 percent are Palestine refugees from Lebanon and 1 percent are Palestine refugees from Syria).

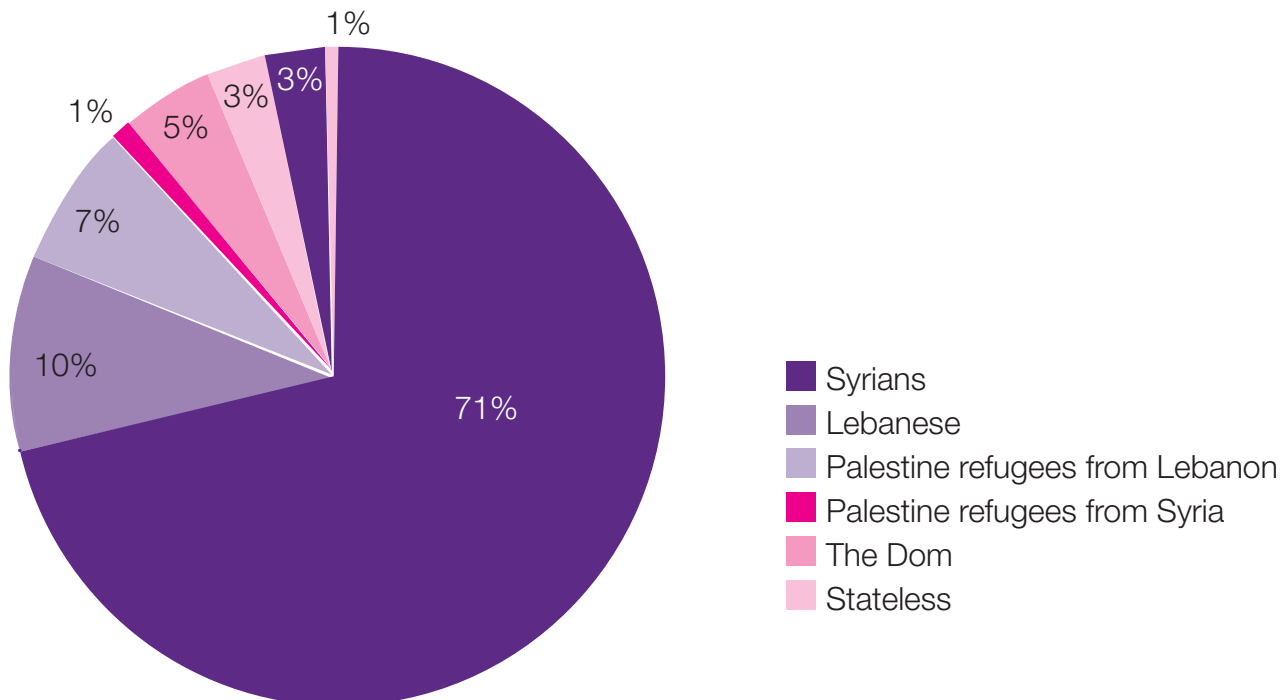


Figure 8: SBC's origins

**The remaining SBC are either stateless or from other ethnic minorities residing in Lebanon.** The Dom accounted for 5 percent of the total sample while stateless children and those who did not know their nationality accounted for a further 6 percent (3 percent each) of SBC. Less than 1 percent of SBC also identified as Kurds, Turkmen or of Arab tribal origin (Other).

**Almost 61 percent of SBC came to Lebanon during the Syrian crisis, the vast majority of them (96 percent) Syrian nationals.** Only around 18 percent of Syrian SBC lived in Lebanon before the Syrian uprising, and one-third of them (6 percent of the surveyed Syrian SBC) were actually born in Lebanon.

**The vast majority of SBC not from Syria were born in Lebanon.** The Lebanese make up the largest portion of SBC born in the country (94 percent), followed by stateless SBC (91 percent), the Dom (88 percent) and Palestinians (87 percent). As the number of Syrian SBC make up the bulk of SBCs, only 27 percent were born in Lebanon.

## b. Type of Work

**Surveyed SBC were found to engage in a wide range of economic activities. The largest portion of sampled children worked as street vendors (46 percent), selling flowers, toys, chewing gum and other small gadgets.** A further significant share are involved in begging (26 percent).<sup>26</sup> Less frequent activities are shoe shining (11 percent), portering (6 percent), scavenging (4 percent), car windshield cleaning (3 percent), fortune telling (1 percent), and a small fraction of children who roam the streets offering daily labour services.<sup>27</sup> A few children were also observed engaging in illicit activities,<sup>28</sup> such as pickpocketing and prostitution.

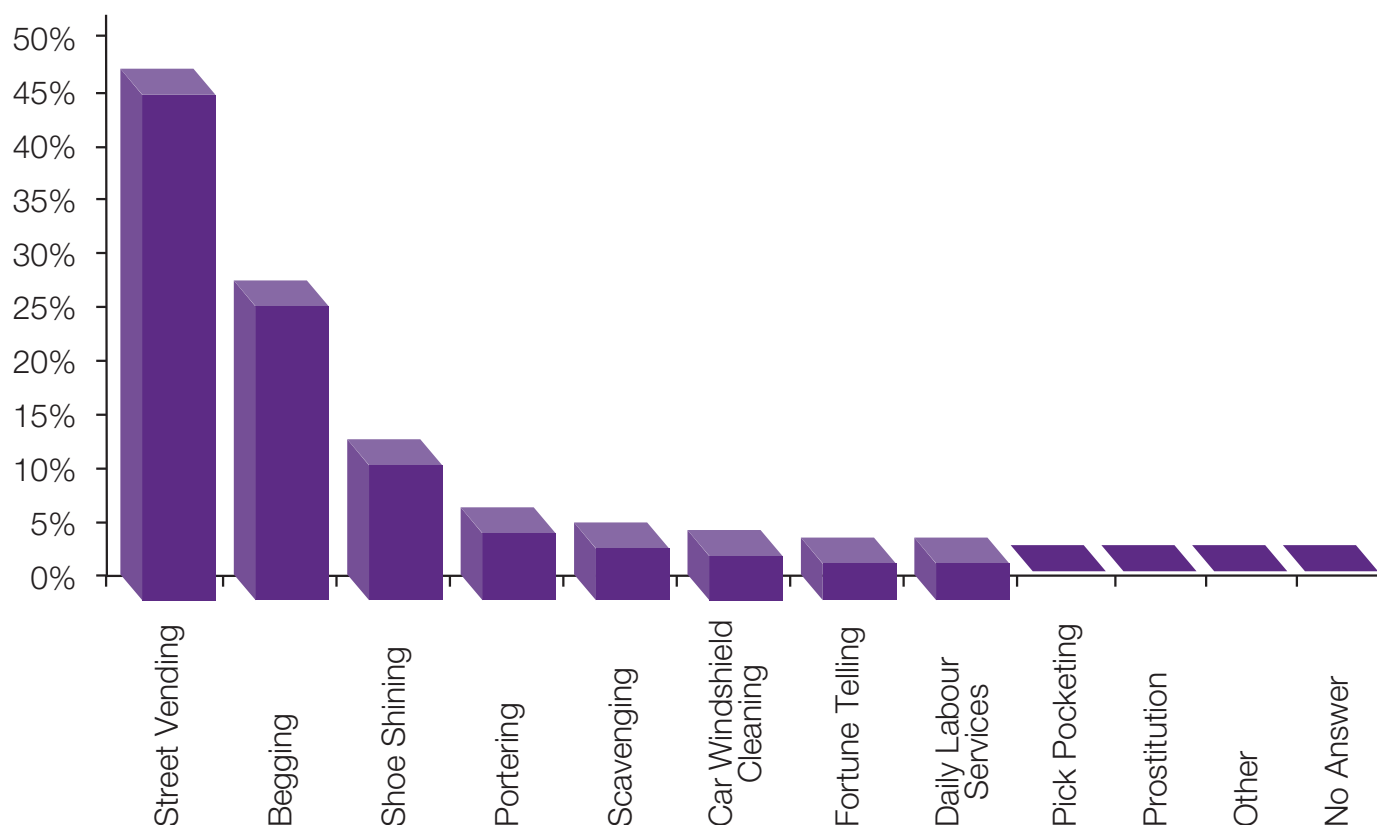
<sup>25</sup> Ibid.

<sup>26</sup> It is important to note that the top two professions of SBC (street vending and begging) remained the same in both the capture-recapture and the quantitative results. However, the two methodologies find that the professions most practiced by SBC are different. This disparity could be the result of a number of factors, including the illegal nature of begging under Lebanese law or higher mobility in one or the other activity.

<sup>27</sup> Many of these services are conducted off the streets: on construction sites, at enterprises, or in households.

<sup>28</sup> It should be noted that due to the nature of illicit activities, it is assumed that few SBC admit to being involved in such activities. Therefore, all figures in this document concerning SBC involved in illicit activities should be regarded as indicative, not representative of SBC.

**Street vending, car-windshield cleaning and fortunetelling (SC&F) make up half of SBC's work in Lebanon.** When the number of SBC engaged in begging and panhandling<sup>29</sup> is added to SC&F, this category makes up the bulk of SBC's labour in Lebanon (76 percent). Other SBC categories are daily labour services (23 percent)—which includes scavenging, shoe shining, portering and other labour services—as well as illicit activities (1 percent).



*Figure 9: SBC's work in different activities*

**SBC begging in the streets is more prevalent in rural areas.** The share of SBC begging was lowest in Lebanon's two largest cities—Beirut (23 percent) and Tripoli (11 percent)—and highest in the less developed Bekaa (53 percent) and Akkar (37 percent).

**SBC engaged in SC&F are proportionally greater in urban areas.** The highest share of SC&F activities were documented in Tripoli (68 percent) and Beirut (52 percent), declining outwards from the urban centres, and at their lowest in regions with semi-urban features, like Akkar (38 percent) and the Beqaa (25 percent).

**SBC in work and services—which includes scavenging, shoe shining, portering, daily labour services, and illicit activities—remained stable across urban and non-urban areas.** The lowest portion of SBCs in this category was found in the Bekaa (18 percent) and the highest in Akkar (26 percent). Saida and Tripoli displayed a median share across every category of the work and services category (20 percent).

**None of the 748 interviewed children have any other of job apart from street work and the vast majority of SBC (88 percent) say they have no previous work experience.** The greatest number of children who say they had no previous work experience were engaged in begging (93 percent), whilst children soliciting daily labour services and those involved in illicit activities (83 percent in both categories) were most likely to have previous work experience.

<sup>29</sup> According to the City of Orlando (Florida) Code of Ordinances: 'Panhandling is any solicitation made in person, requesting an immediate donation of money or other thing of value. Purchase of an item for an amount far exceeding its value, under circumstances where a reasonable person would understand that the purchase is, in substance, a donation, is a donation for the purpose of this section. ... panhandling does not include passively standing or sitting with a sign or other indication that one is seeking donations, without addressing any solicitation to any specific person other than in response to an inquiry by that person.'

The 12 percent who said they had worked in different domains had all performed other forms of street work.

### c. SBC Gender

**70 percent of SBC are male and 30 percent are female.**

**The vast majority of SBC are male and are twice as numerous as their female counterparts.**

Male SBC constitute slightly over two-thirds of SBC (70 percent) while females make up almost a third (30 percent), which confirm the results of the Capture-Recapture method.

**Lebanese SBC and SBC who do not know their nationalities are the most gender-balanced categories.**

Both categories of SBC registered a gender distribution of 59 percent male and 41 percent female. The least gender-balanced subcategories of SBC were the stateless children (86 percent males and 14 percent females), followed by Syrians (73 percent males and 27 percent females), and the Dom (71 percent males and 29 percent females).

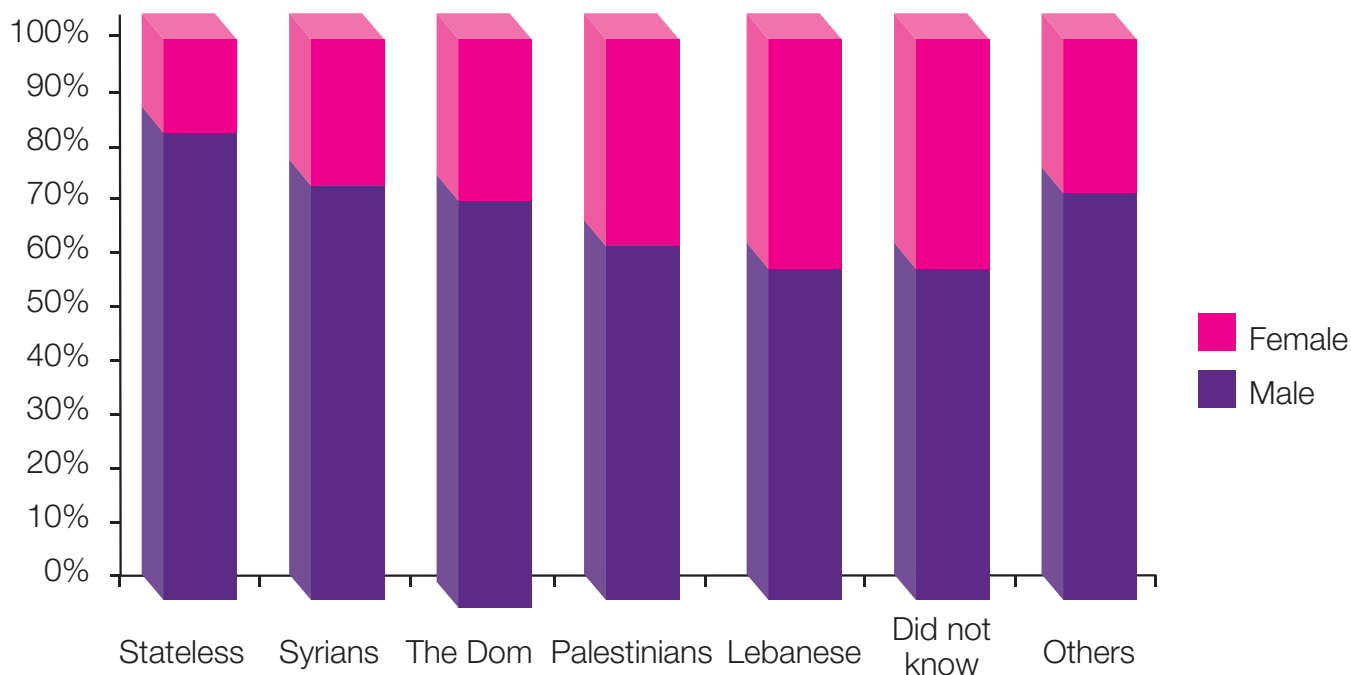


Figure 10: Gender distribution of SBC nationalities

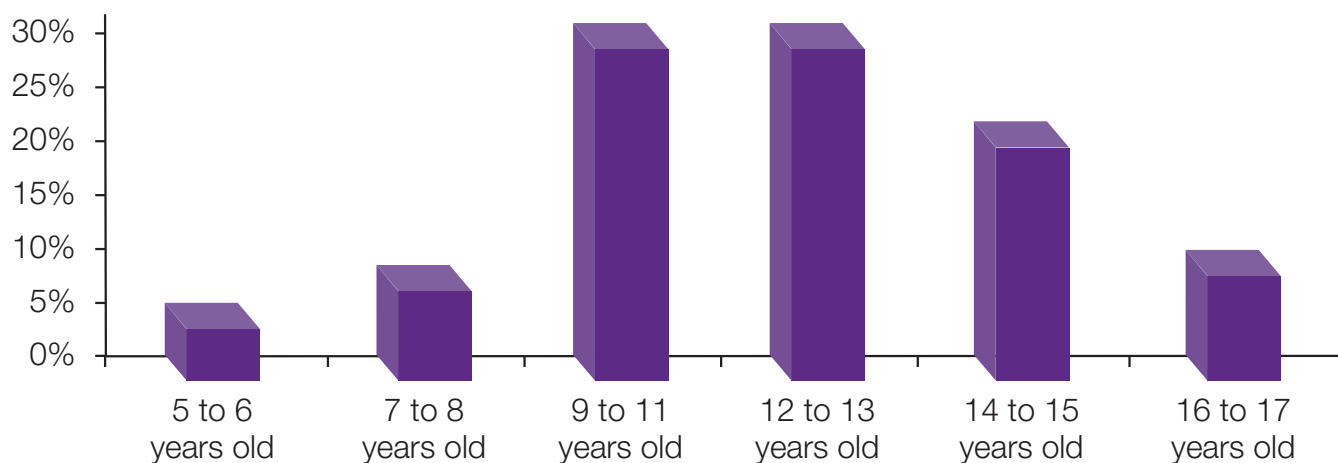
**Male and female SBC were found to dominate certain economic activities.** Fortune telling and prostitution were confined to female SBC. Shoe shining (99 percent males), scavenging (97 percent), portering (96 percent), and, to a lesser extent, car-windshield cleaning (90.5 percent) were mostly practiced by male SBC. Begging remained the most gender-balanced activity with a slightly higher percentage of females (56 percent) over males (44 percent) engaging in that activity.

**Almost all female SBC are engaged in begging or SC&F.** Almost half of female SBC engaged in begging (49 percent) and SC&F activities (44 percent), respectively. Among male street children, more than half performed SC&F activities (53 percent) and another one-third solicited daily labour services (31 percent). Female SBC also outnumber males in pickpocketing by three-to-one.

#### d. Age Groups

**85 percent of female SBC are under 14 years of age.  
60 percent of SBC between age five and eight beg.**

**The quantitative study found that the largest share of SBC are between ages 9 and 13.** A total of 58 percent of SBC are aged between nine and 13, which concurs with the findings<sup>30</sup> from the Capture-Recapture method (52 percent). Furthermore, the average age of SBC was found to be 11 years and 11 months.



*Figure 11: Age Groups of SBC*

**Proportions of female SBC are higher than males in younger age groups, even if there are less female SBC on the whole.** Among SBC aged five to 8 years old, there are twice as many female SBC (18 percent of total SBC) as there are males (9 percent of total SBC). The figure was slightly higher within the medium age category – aged nine to 13 – as two-thirds of sampled females belong to this age group (67 percent), compared with half of sampled males (54 percent). Interestingly, this is reversed within the older age group (14 to 17 year olds), as the share of males (37 percent) far surpasses that of females (16 percent).

<sup>30</sup> It should be noted that 6 percent of SBC in the found using the Capture-Recapture method were zero to four years old, an age category that was excluded from the quantitative research according to the parameters set

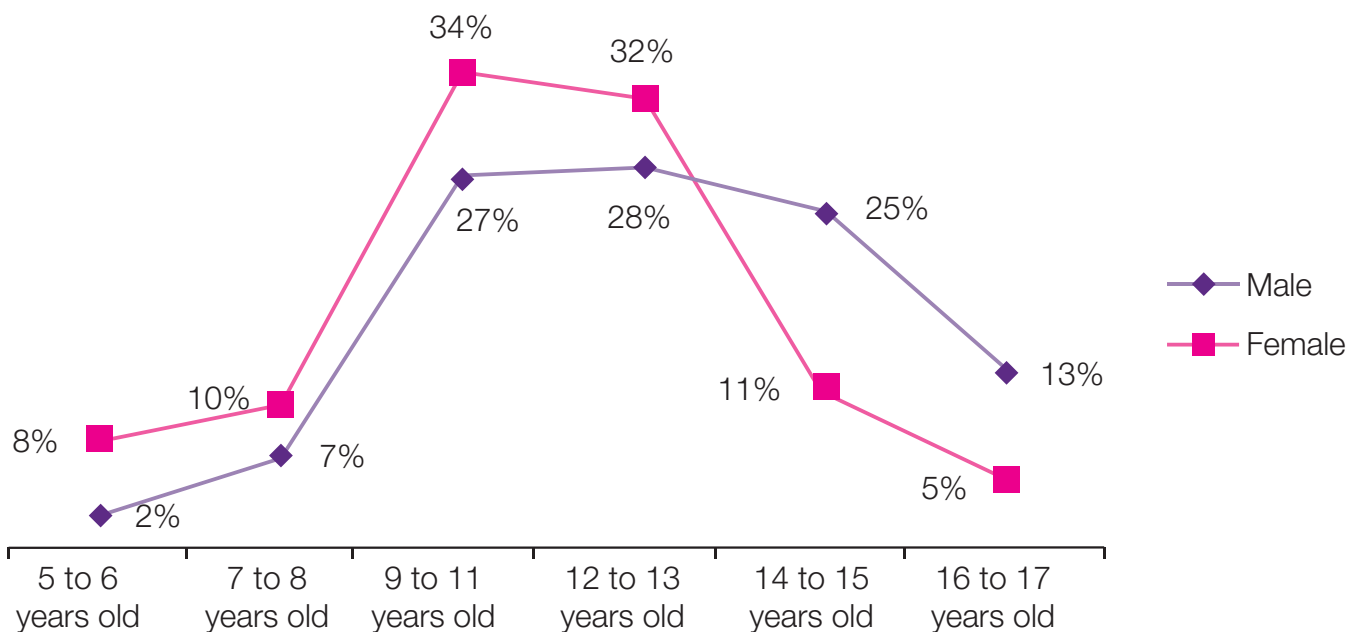


Figure 12: Age groups of male and female SBC

**As SBC grow older, the share of those begging drops proportionally with age.** Younger SBC (between five and eight years of age) almost exclusively engage in begging (60 percent) and SC&F activities (30 percent). A mere 2 percent of younger children perform work and services such as scavenging and shoe shining. The share of SBC engaged in begging drops to 30 percent among those aged 9 to 13, tapering off to 6 percent among 14 to 17 year olds.

**The steady decline in the share of SBC who practice begging as they grow older correlates with an increase in SC&F activities to around half of children within both the medium and older age groups.** This also corresponds to a growing share of SBC who solicit daily labour services, which was observed among only 2 percent of five to eight year olds, 17 percent of nine to 13<sup>31</sup> year olds, and 41 percent of 14 to 17 year olds.<sup>32</sup>

**None of the SBC within the younger age group are involved in illicit activities.** Children tend to begin performing such activities as they grow up, mostly between the ages of 16 and 17. Only one 14-year old girl was found to practice prostitution, and stated that she began doing so at age nine.

#### e. Region of SBC Residence

64 percent of Syrian SBC live in Beirut and its suburbs, versus only 18 percent of Lebanese SBC.

**Just over half of SBC live in and around Lebanon's capital.** More than half of SBC live in Greater Beirut and its suburbs (51 percent) – mainly in the southern suburbs and Baabda district (31 percent). However, only 15 percent of SBC reside within the administrative confines of Beirut while 17 percent live in Tripoli and its suburbs. The remaining SBC are mostly distributed between the districts of Akkar (14 percent), Zahle (9 percent) and Saida (6 percent). At the regional level, Mount Lebanon recorded the highest share of SBC (39 percent), followed by Northern Lebanon (31 percent), Beirut (15 percent), Bekaa (11 percent) and the South (6 percent).

<sup>31</sup> The 'medium' age group.

<sup>32</sup> The 'older' age group.

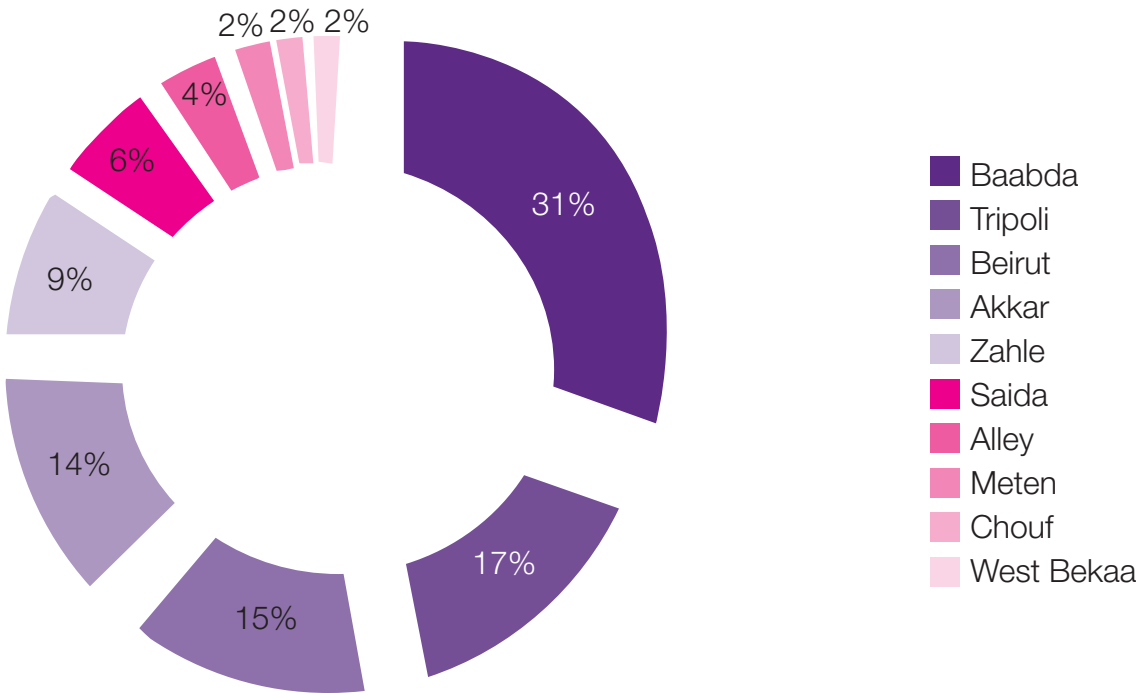


Figure 13: Areas where SBC reside

**Syrian SBC are concentrated in Beirut, while Lebanese and other nationalities are more dispersed.** Almost two-thirds of Syrian SBC reside in Beirut and its suburbs (64 percent), while far fewer live in regions highly affected by the Syrian refugee influx, such as Tripoli, Akkar and the Bekaa. Unlike Syrians, SBC of other nationalities are not concentrated in Beirut and its suburbs. Nearly half of Lebanese SBC are found in Tripoli, and less than a fifth (18 percent) live in Beirut and its suburbs. Palestinian SBC are almost equally distributed across the regions of Lebanon. Finally, stateless SBC reside mainly in the South and Akkar, while only a minority (10 percent) live in Beirut and its suburbs.

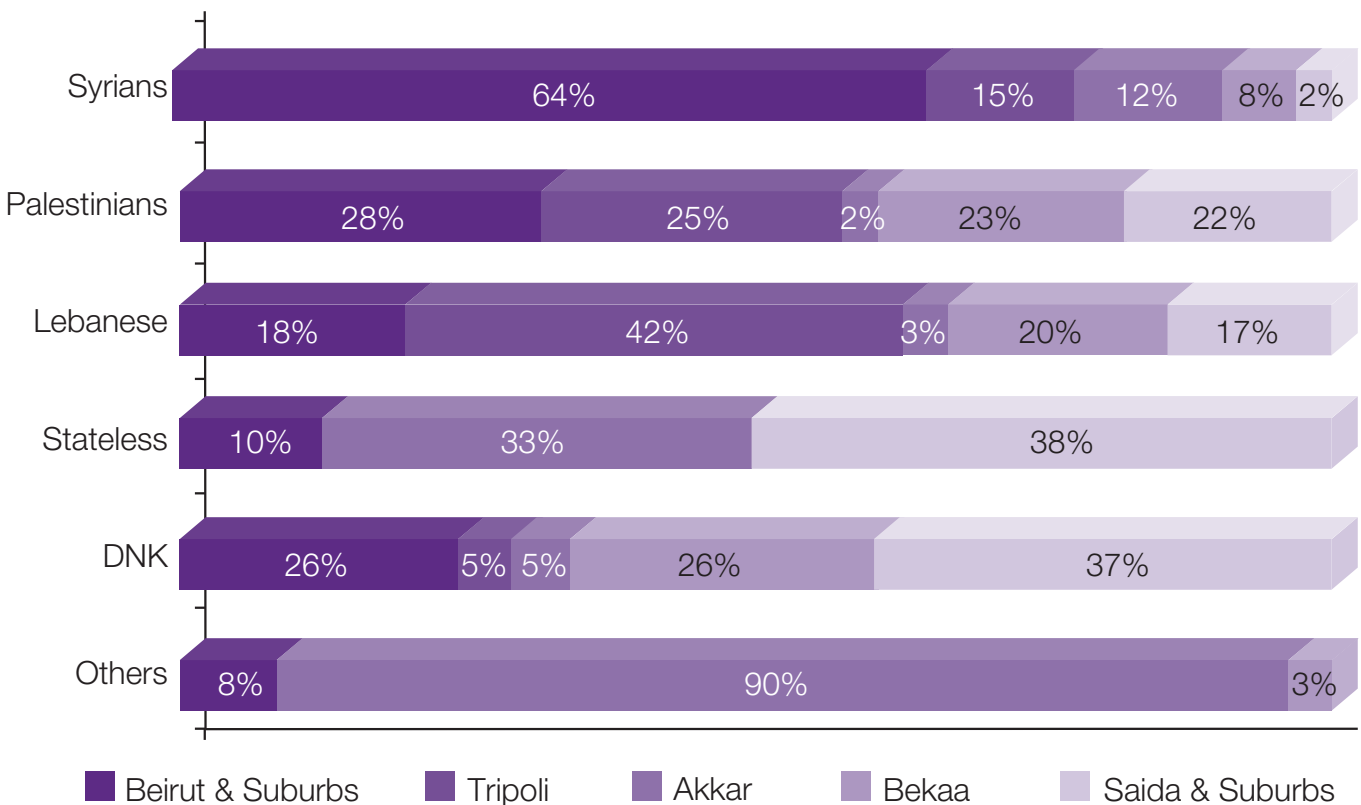


Figure 14: Where SBC of different nationalities reside

## f. SBC living spaces

**The most common form of domicile for SBC are improvised dwellings such as huts and slums.**

Some 27 percent of SBC reside in slums while almost a quarter (23 percent) live in apartments and residential buildings. Another 18 percent inhabit a single room where all household members – usually family members – occupy one bedroom. Nearly 12 percent of SBC live in independent homes or traditional countryside houses, and around 9 percent reside in communal shelters. Seven percent of SBC reside in buildings under construction or in old abandoned homes. Only 3 percent of SBC have no shelter at all and sleep on pavements, under bridges or in abandoned vehicles.

## 2- HOUSEHOLD MEMBERS AND FAMILIAL CONDITIONS

### a. Vital Status<sup>33</sup> of SBC Parents

70 percent of SBC have two living parents, while 4 percent are orphans

The vast majority of the children are certain that both their parents are alive. Almost 70 percent of SBC believe their parents are alive while the remaining 30 percent fall into the following categories:

- Children who have one living parent (18 percent). In 84 percent of these cases, the father was deceased;
- children who are certain that they have one living parent, but are uncertain about the other (less than 3 percent). In 88 percent of cases, it was unknown whether the father was deceased;
- children, who do not know whether their parents are alive (around 5 percent);
- children with both parents deceased (3.7 percent); and
- children who are certain that one parent is deceased, and unsure about the other parent (0.5 percent).

SBC engaged in SC&F activities, which require higher organizational skills, were most likely to have at least one living parent while SBC whose fathers were deceased, or whose whereabouts were unknown, were most likely to engage in illicit activities.<sup>34</sup>

**In spite of the conflict in Syria, three quarters of SBC from Syria<sup>35</sup> have living parents, a significantly higher share than those from Lebanon.<sup>36</sup>** Only 58 percent of Lebanese SBC know that both their parents are alive. Among Lebanese SBC, only 66 percent have a living father and 77 percent a living mother. A total of 76 percent of the Syrians have a living father and 91 percent a living mother. SBC from Lebanon are orphaned at a higher proportion than Syrians (6 percent versus 3 percent), which is also reflected in SBC who do not know whether their parents are alive (4 percent from Syria and 8 percent from Lebanon).

### b. Marital Status of SBC Parents

**The vast majority – 95 percent – of living SBC parents are married,** while only 4 percent are divorced. Moreover, the vast majority of married SBC's parents still live together (94 percent), while 5 percent are separated. Among SBC whose parents are divorced or born out of wedlock, 86 percent never remarried, compared to 6 percent with at least one re-married parent. Another of SBC 8 percent have a father married to more than one woman. Furthermore, the vast majority of SBC children live with their parents (95 percent).

<sup>33</sup> Whether SBC believe their parents are dead or alive.

<sup>34</sup> The latter results must be viewed with caution, as there were only 6 observed cases, constituting a mere 1 percent of the total sample.

<sup>35</sup> Syrian nationals or those originating from Syria, including Palestinian refugees from Syria as well as other ethnic minorities.

<sup>36</sup> Lebanese nationals or those originating from Lebanon, including Palestinian refugees from Lebanon, the Dom and stateless SBC born in Lebanon.

### c. Household Members

91 percent of SBC live with family members

**Most SBC in Lebanon live with members of their families.** In total, 91 percent of SBC live with family members. The vast majority of SBC live with immediate family (72 percent), followed by those who live with members of their extended families (10 percent), and children who live with a stepparent (8 percent). By contrast, 7 percent of SBC can be classified as living with strangers, including children who live with their peers or other SBC (4 percent), with strangers who organize their work on the streets (2 percent), and those who live in non-familial units such as communal dwellings (1 percent). Finally, 2 percent of SBC live alone because they have been detached from, or abandoned by, their families.

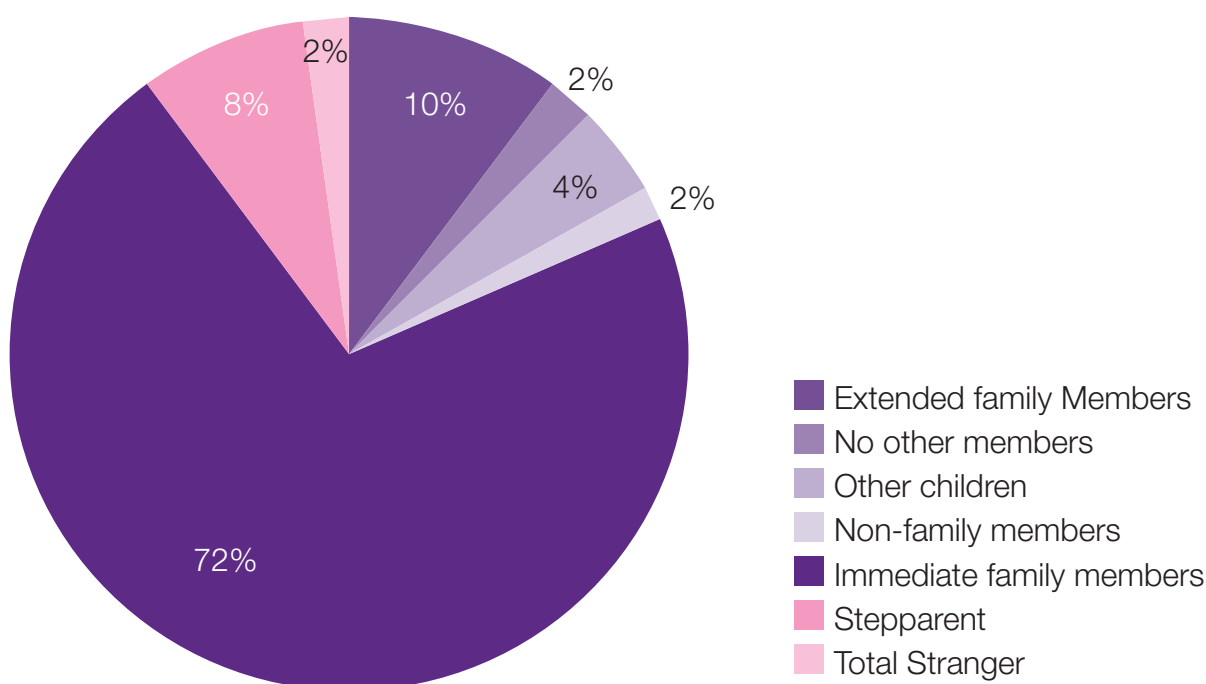


Figure 15: SBC household composition

**On average, SBC live in households of seven members – far above the national average of 4.23 members per household.**<sup>37</sup> Household sizes ranged from one member for children living alone (2 percent) to 26 members (0.5 percent). The greatest share of households—26 percent—comprised of six persons.

**The average SBC household size grew proportionally with higher living standards and cohabitation.** Children living in the streets had the lowest household size, with an average of 1.5 members domiciled in abandoned vehicles 2.7 members living together in the streets.

The average family size increased to five for households in non-residential units, and to 5.6 individuals for those inhabiting buildings under construction, followed by residents occupying a single room as separate living quarters and improvised shelters, with 6.5 and 6.6 members, respectively. An average of 7.2 household members lived in communal shelters, exceeding the total sample mean. Household sizes were highest on average in apartments (7.9 members) and independent houses (9.1 members).

<sup>37</sup> Source: Living conditions of Households – The National Survey of Household Living Conditions - 2004, Central Administration of Statistics.



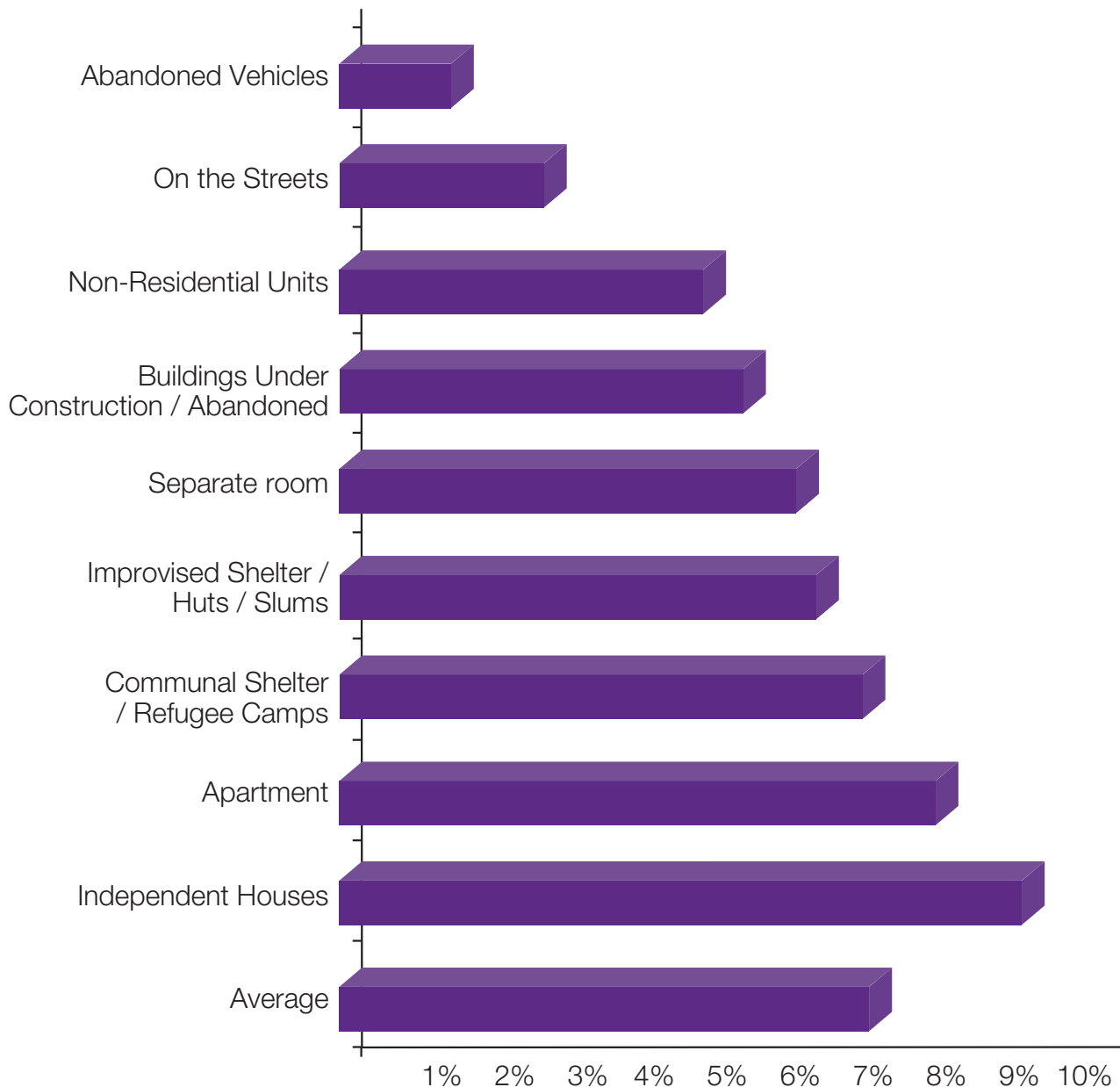


Figure 16: SBC household size and type of living space

**The average number of household members varies according to nationality, ethnic group and household members.** Among non-Lebanese, average household numbers ranged from 5.3 members per household for those of miscellaneous origin (consisting mostly of Iraqi nationals) to 8.4 for Palestine refugees from Syria. Children who admitted to living with their employers said their household sizes ranged from a minimum of four to a maximum of 20 members, with the average slightly exceeding 10 members.

#### d. Employment Status of Household Members

61 percent of SBC's household members are employed

**Most SBC household members are employed and also work in the streets.** An average of 4.3 persons per SBC household, or 61 percent of household members, are employed. Among SBC household members that work, around 71 percent work in the streets, which constitutes a 43 percent portion of all SBC household members. The highest rate of working members per SBC household was found among SBC who do not know their nationality (69 percent).

## e. Head of Household

**In 54 percent of SBC's dwellings, a father is the head of the household  
7 percent of SBC themselves are heads of household**

**Around half of SBC households are headed by fathers.** A total of 54 percent of SBC households are male-headed households where the male is the father of the child living or working in the streets. Only 10 percent of SBC's were found to live in female-headed households (headed by SBC's mothers). Around 7 percent of SBC were found to be heads of households, regardless of whether they live alone, with their families, or with strangers. Another 5 percent of SBC's households have no head of household, even when they live with members of their nuclear family.

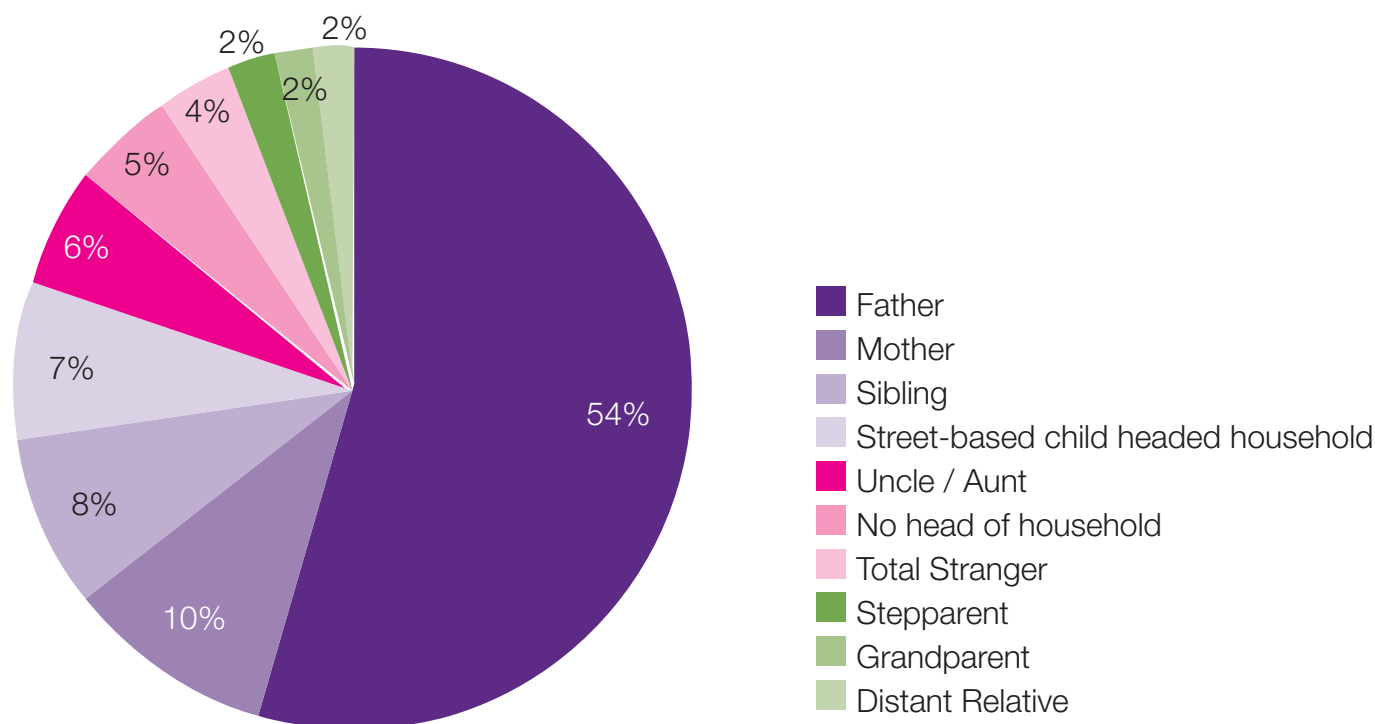


Figure 17: SBC heads of households

## f. Contacts with Family

**Most SBC have some form of contact with their families.** Some 91 percent of SBC are in contact with their families, while only 9 percent are not (7 percent have lost contacts with their families, and nearly 2 percent do not contact them). Similarly, around 98 percent of those who live with members of their families (including the extended family) still maintain contact with their immediate family. Interestingly, this share drops to less than one-third among those who live with strangers (31 percent), and declines to its lowest levels amongst those who live alone (6 percent). Among homeless SBC, the majority (66 percent) has no contact with their families, while SBC not sleeping on the streets maintain contact (56 percent), and a minority (34 percent) has no family contact.

**For SBC who do not live with their families, most have no contact with them.** Around 28 percent of SBC do not live with their immediate family, of which 56 percent are not in contact with their families at all. This is primarily due to SBC having lost contact with family (47 percent). With regard to SBC who maintain contact with their families, around 10 percent do so on a weekly basis, 20 percent have contact on a monthly basis, and 13 percent rarely contact their families (on occasions, or a couple of times a year).

## EDUCATION

### a. Literacy

**The majority of SBC are either illiterate and/or have never attended school.** No less than 42 percent of SBC are completely illiterate, equivalent to the percentage that never attended school (40 percent). Only one third of SBC believe they have good or fair reading skills (32 percent) and, to a lesser extent, the same levels of writing skills (29 percent). With regard to numeracy, more than two-thirds have acquired good or fair counting capabilities due to daily handling of money.

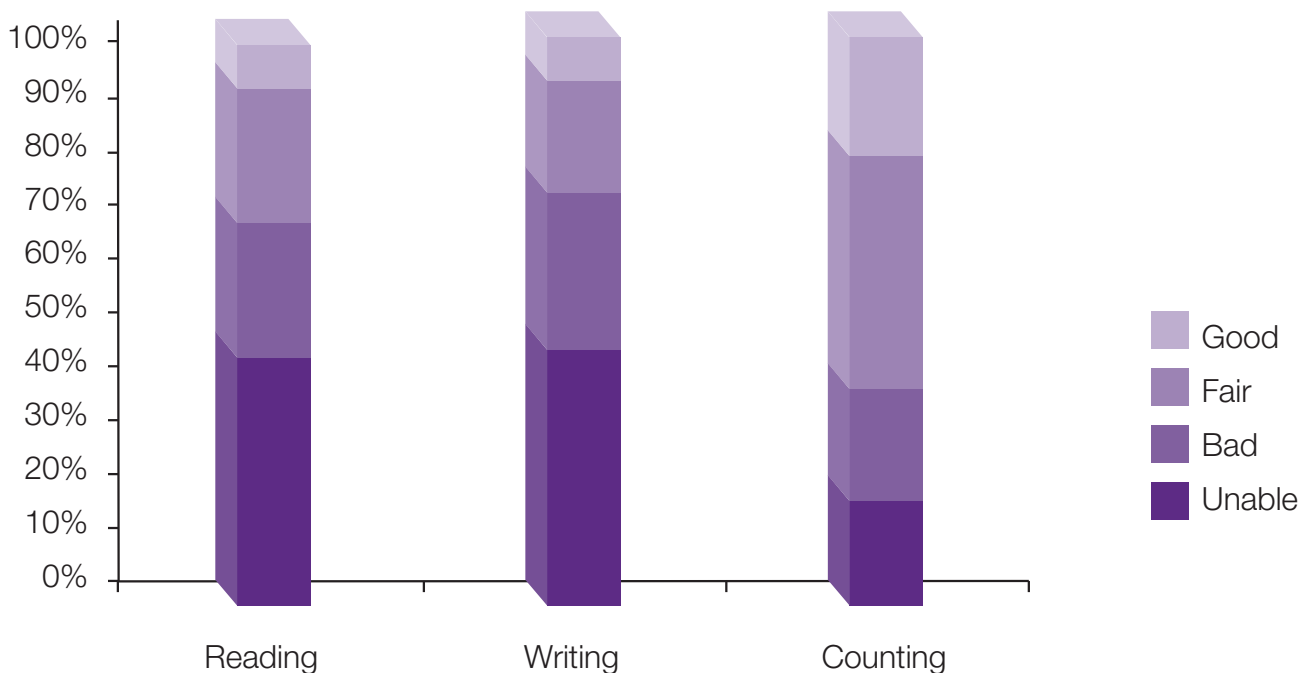


Figure 18: SBC's perceived level of reading, writing and counting skills

**Literacy and numeracy rates are even worse when disaggregated according to gender.** It was found that 52 percent of female SBC cannot read or write at all in comparison to 38 percent of males. Numeracy rates are similar, with almost one in every four street-based girls not able to count at all (24 percent), double the percentage of males (11 percent).

### b. Enrolment in school

**Even when SBC enrol in school, the majority drop out. While 40 percent of SBC never enrolled in school, 57 percent dropped out and only 3 percent were attending school and working on the streets.** Gender inequality is also pronounced, with 50 percent of female SBC having never enrolled in school compared to almost one-third of male SBC (36 percent). However, a slightly higher number of female SBC are currently attending school (5 percent) than males SBC (2 percent). With males more likely to have had some form of education, dropout rates were conversely higher among males (62 percent) than females (45 percent).

**There were notable differences in school enrolment according to nationality and ethnic group.** The study found that the lowest percentage of SBC that never attended school are SBC with Syrian nationality (31 percent). When considering Palestine refugees and other minorities or Syrian origin, the previous rate rises just 1 percent to 32 percent of total SBC.

**SBC from Lebanon were twice as likely to have enrolled in school as SBC of Syrian origin, at 62 percent overall.** Specifically, Lebanese nationals had the highest enrolment rate (53 percent), and Palestine refugees in Lebanon came second (48 percent), while stateless SBC had comparatively low rates of enrolment (32 percent), as did children that did not know their nationality (27 percent). The Dom recorded the highest percentage of SBC not enrolled in school, with none (100 percent) having ever had access to education.

**There is a correlation between school enrolment rates and the type of street work.** SBC engaged in begging had the highest percentage of non-enrolment (72 percent), while the lowest rate was among SBC that practice SC&F activities (26 percent). Conversely, 25 percent of those engaged in begging activities dropped out of school, while 71 percent of those engaged in SC&F activities dropped out.

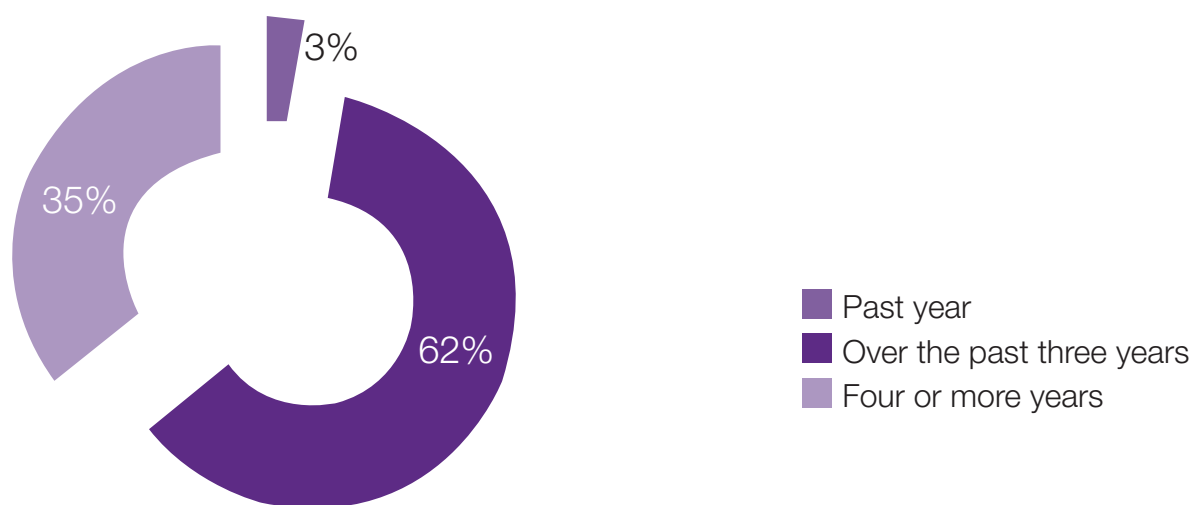


Figure 19: Period when SBC drop out of school

### c. Highest level of education

**Within SBC who have gone to school, few get past the elementary level.** The survey revealed that 50 percent of SBC did not go beyond the elementary school level. Only 8 percent reached the intermediate stage as their highest level of education (only a few cases have some form of secondary education). Taking into consideration that 40 percent of SBC never attended school, overall 90 percent did not go beyond the elementary level.

**Female SBC enrolment falls as education level rises.** Disaggregated for gender, 27 percent of all female SBC reached the lower elementary education level in comparison to 30 percent of males. The gender disparity increases proportionately in relation to the level of education, with the gap between females and males widening at the upper elementary stage (17 percent of females compared to 22 percent of males), and more pronounced at the intermediate stage (2 percent of females compared to 10 percent of males).

**There is a positive correlation between age and levels of education attained by SBC.** While this correlation could be partially explained by natural age-grade relationships, levels for SBC are elevated compared to national rates. Around 7 percent of SBC enrolled in school aged six to eight did not reach the lower elementary level, while 83 percent aged nine to 11 did not reach the upper elementary level. For SBC aged 12 to 14, 89 percent did not reach the intermediate level and 98 percent aged 15 to 17 did not reach the secondary level.

45

Age Group	Pre-school	Lower Elementary	Upper Elementary	Intermediate	Secondary
15 to 17	1%	23%	42%	32%	2%
12 to 14	1%	45%	43%	11%	0%
9 to 11	5%	78%	17%	0%	0%
6 to 8	7%	93%	0%	0%	0%

Figure 20: SBC level of education and age groups

## WORKING CONDITIONS

### a. First entry into street work

**Most SBS start street work between the ages of 7 and 14.** The highest percentage of SBS started working between 12 and 14 years old (39 percent), closely followed by 7 to 11 years old (36 percent). Almost 21 percent of children surveyed started working between the ages of 15 and 17, with the remainder, at less than 5 percent, starting work between three and six years old.

Age Group	Percentage
Below 5	3%
5 to 6	3%
7 to 8	8%
9 to 11	36%
12 to 13	39%
14 to 15	16%
16 to 17	7%

Figure 21: SBC age at first entry into street work

**The average age to start street work was 9.5 years.** Females tend to start working at a younger age (8.11 years) than males (9.11 years). Begging typically starts at a minimum average age of 7 years compared to 10.5 years for daily labour services, primarily due to the physical demands required of daily paid labour.

## b. Work duration

**The number of hours SBC work daily varies considerably from a minimum of four hours to a maximum of 16 hours.** The average work duration for SBC was 8.46 hours, which exceeds the normal working day for adults. The number of SBC working an average of 13 hours or more per day accounts for the lowest percentage of total children. Figures were higher for SBC working 10 hours per day (19 percent), closely followed by 18 percent of children working for eight hours per day.

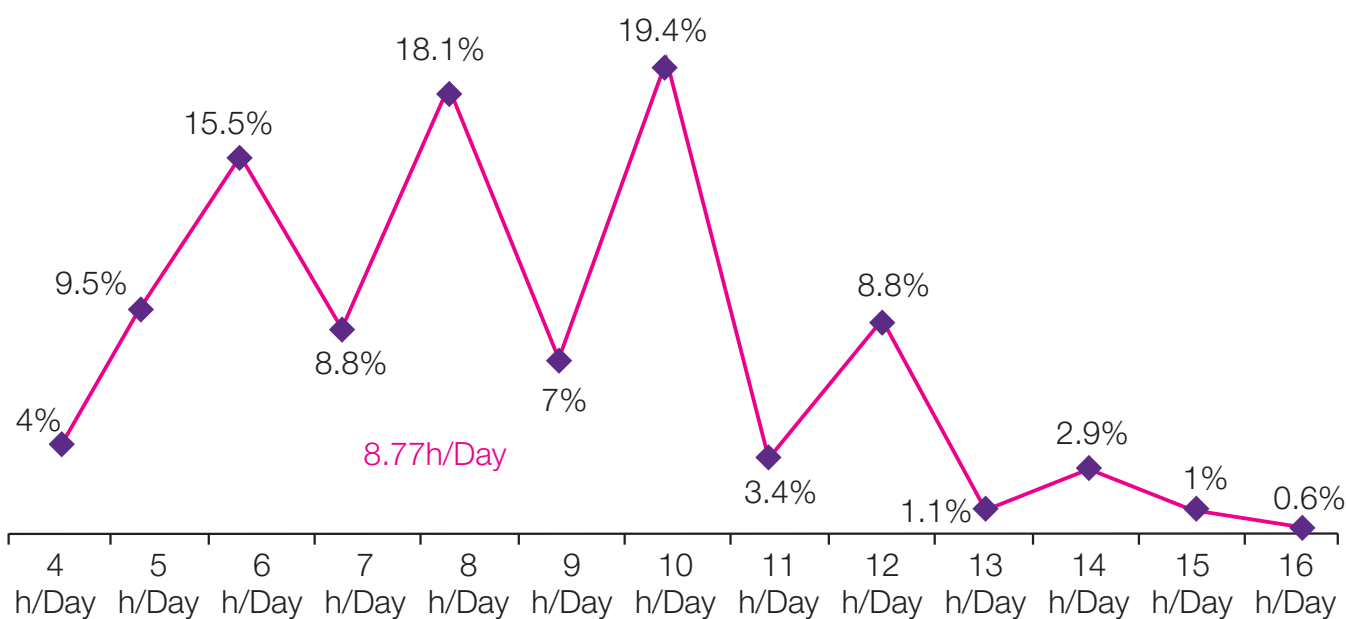


Figure 22: SBC daily working hours

**SBC work an average of over six days per week and more than half work every day.** On average SBC work for 6.27 days per week, meaning many have less than one day a week rest. Only 0.3 percent of SBC worked one day per week, while a quarter work for six consecutive days, and 57 percent work seven days a week.

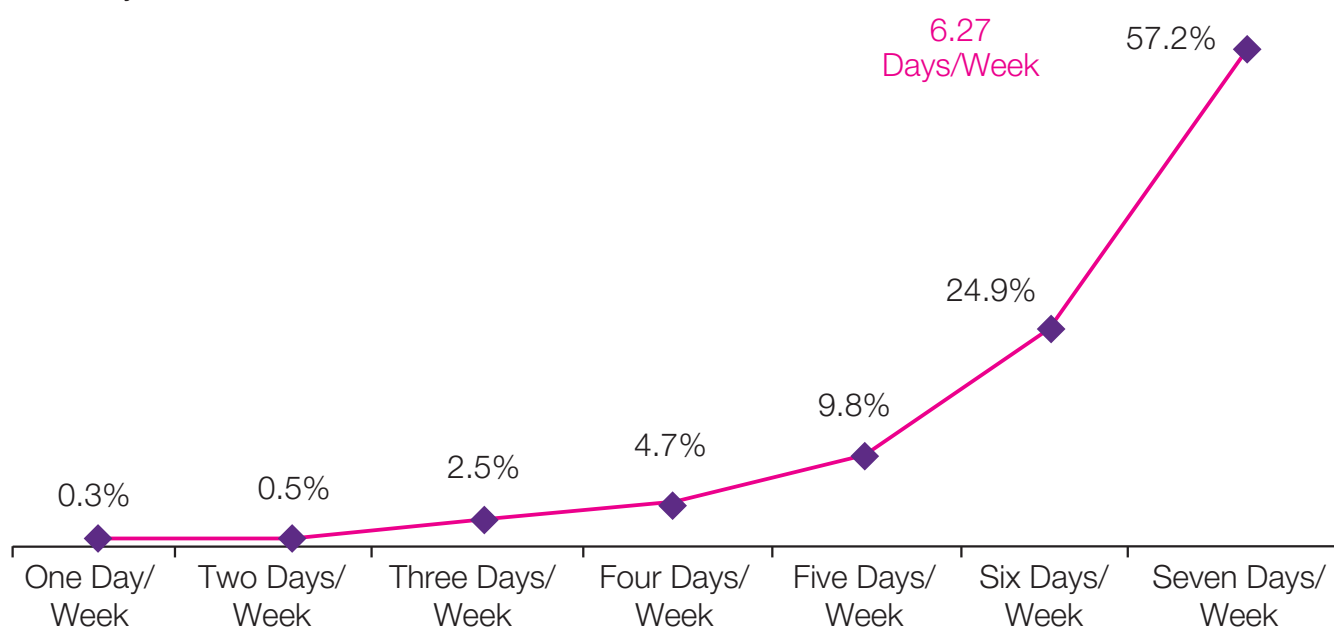


Figure 23: SBC working days per week

**SC&F activities registered the lowest average daily hours of work, at just over 8 hours per day.** SBC engaged in illicit activities recorded the highest average, at close to 12 hours per day. Children engaged in begging worked on average almost six days a week – the lowest compared to other types of work – while SBC offering daily labour services worked for 6.5 days per week, the highest level amongst all types of work.

**The average working hours per week for SBC increases according to the type of work.** SBC engaged in begging and SC&F activities spent an average of 52 hours working per week, which rises to 62.5 hours for SBC offering daily labour services. Children working in illicit activities averaged over 68 hours per week.

### c. Night work

**Almost half of the SBC are engaged in night work from 19:00 to 07:00.** A total of 49 percent of all SBC work during at night, with 34 percent of that figure working nights sporadically, while 15 percent work nights on a regular basis. The highest percentage of SBC working after 19:00 are engaged in illicit activities, with 83 percent working nights, and 33 percent on a regular basis. Conversely, 54 percent of SBC involved in begging and offering daily labour services do not work at night.

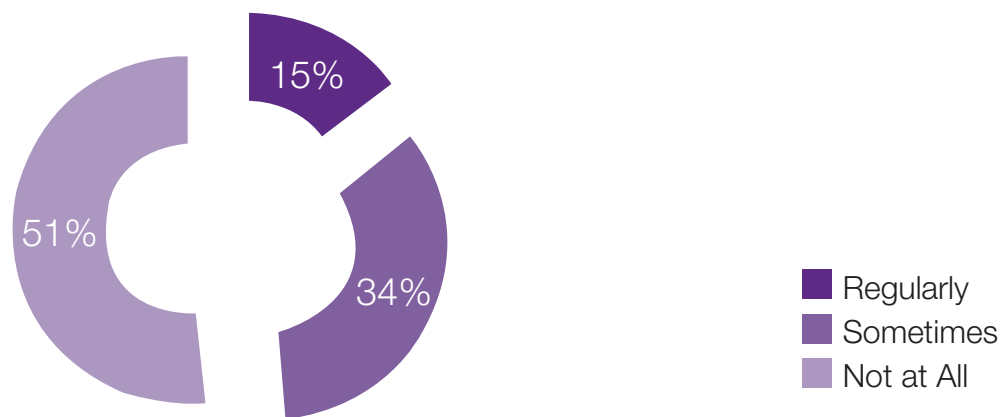


Figure 24: Regularity of SBC night work

### d. Rest breaks

**Almost three-quarters of SBC have a break during working hours.** A total of 74 percent of SBCs stated that they do have lunch breaks during their working days. The highest proportion of SBC that do not have lunch breaks are engaged in SC&F activities (31 percent).

**Many SBC buy food while working on the streets.** A total of 44 percent of SBC buy food while working on the streets. The lowest percentage was among SBC engaged in begging activities (19 percent), and the highest proportions among those offering daily labour services (61 percent) and SC&F activities (51 percent).

**Food given to SBC by the public accounts for around a quarter of food acquired by SBC on the job.** A total of 26 percent of SBC report being given food by the general public while working in the streets. Over half of SBC involved in begging (57 percent) were given food, significantly more than SBC involved in daily labour services (13 percent) and SC&F activities (14 percent). Around 5 percent of SBC bring their

food with them to work with 7 percent of children engaged in begging doing so. It was also found that 2 percent of children offering daily labour services – specifically those engaged in scavenging activities – eat leftovers found on the streets (0.4 percent of total SBC).

#### e. Transportation

**Most SBC do not come to work in the cities from remote areas, as the majority live in low-income areas either within cities and towns or related suburbs.** This accounts for over half of SBC walking to work (54 percent) or taking public transportation (38 percent). Very few SBC reach work by private cars (6 percent) or vans or minibuses (1 percent). Findings also showed almost identical results amongst different types of work activities, except for a slightly higher concentration using special means of transportation (private cars, appointed vans and minibuses) in order to beg (14 percent).

**The majority of SBC have freedom of mobility, and roam around different areas of urban centres or associated work areas to carry out their activities.** Some 61 percent of SBC say they practice the freedom to move from one work location to another, either within or between cities. However, a significant share of SBC have fixed work locations (39 percent), such as city squares, streets, and road junctions.

**Children working in illicit activities on the streets are the most mobile.** SBC engaged in illicit activities were the most mobile in terms of moving from one area to another (83 percent), followed by those offering daily labour services (73 percent). SBC engaged in SC&F activities recorded the lowest shares of mobility despite over half moving between different locations (56 percent).

#### f. Occupational hazards

This study's questionnaire contained a pre-selected list of risks and work-related hazards that SBC may be exposed to on the streets. Children were then asked an open-ended question as to whether they faced or experienced any other dangers on the streets.

**SBC are subject to several occupational hazards during their work.** Many SBC had experienced carrying heavy loads (39 percent of total sample; 45 percent of males and 23 percent of females) and having been involved in various kinds of traffic accidents (30 percent). Law enforcement also poses a risk to SBC with around 29 percent of SBC saying they had been chased or arrested by the police. Very few SBC admitted to having problems with their employers (3 percent)—which could be the child's father, stepfather or another member of the family—but said that they did, at times, get paid less than the agreed upon daily rate for work.



49

Hazard	Yes (%)	No (%)
Verbal harassment/aggression by passers-by	75%	25%
Fighting with other SBC	59%	41%
Physical harassment by passers-by	46%	54%
Carrying heavy loads	39%	61%
Stealing our money or food	37%	63%
Traffic accidents	30%	70%
Police chasing/arrests /imprisonment	29%	71%
Sexual assault/rape	6%	94%

■ Yes    ■ No

*Figure 25: Occupational hazards experienced by SBC*

**Many SBC do not have any recourse to report abuse.** Almost half of SBC believe they have no one (47 percent) to report abuses to while just over one-third referred to family members (35 percent). Another 10 percent would go to other SBC and just 4 percent to their employer. Only 4 percent said they reported abuse to law enforcement.

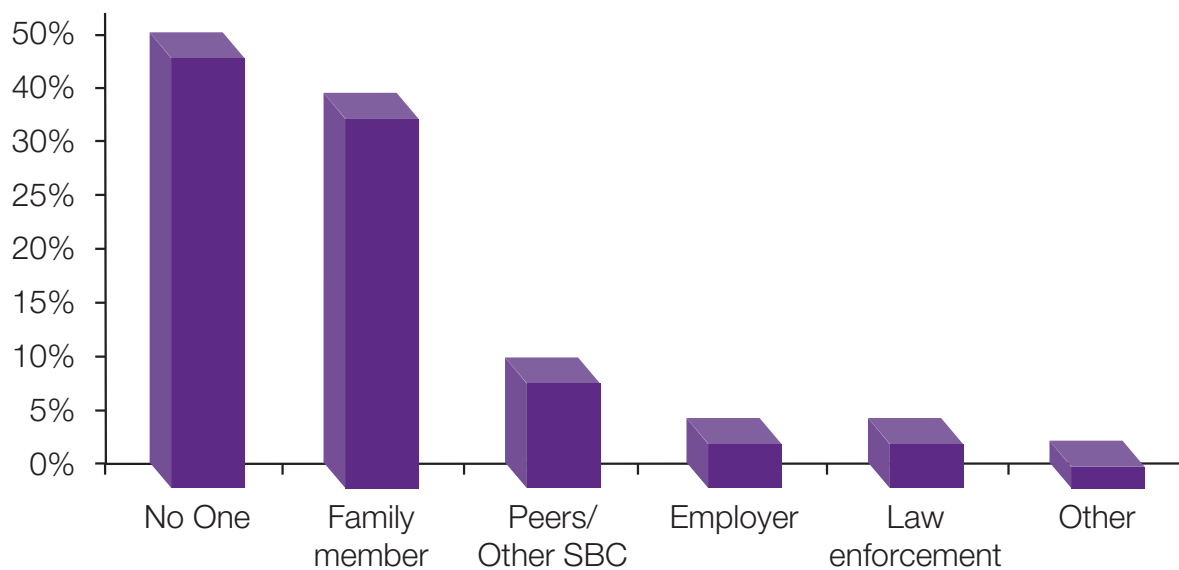


Figure 26: Persons SBC report abuse to

### g. Earnings

**On average, SBC make less than US\$12 per day.** The average daily income of SBC was 16,700 Lebanese Lira (L.L.), equivalent to US\$11.13 per day. If a child works a seven-day week, monthly income comes to around L.L.500,000 equivalent to US\$334 per month—less than the official minimum wage of 675,000 L.L. (US\$446.13).

**Begging was found to generate the lowest income of all types of SBC work. On average, children engaged in begging made L.L.13,700 (US\$9.05) a day.** SC&F activities performed only marginally better (17,300 L.L. per day, US\$11.43), with ranges from a minimum of 14,100 L.L. per day (US\$9.32) for washing car windshields, to a maximum of 18,100 L.L. per day (US\$11.96) for fortune telling. SBC involved in daily labour services earned an average of 18,400 L.L. per day (US\$12.16). The most lucrative type of work was illicit activities at an average of 32,300 L.L. per day (US\$21.35), especially prostitution, which generates an average daily income of 55,000 L.L. (US\$36.35).

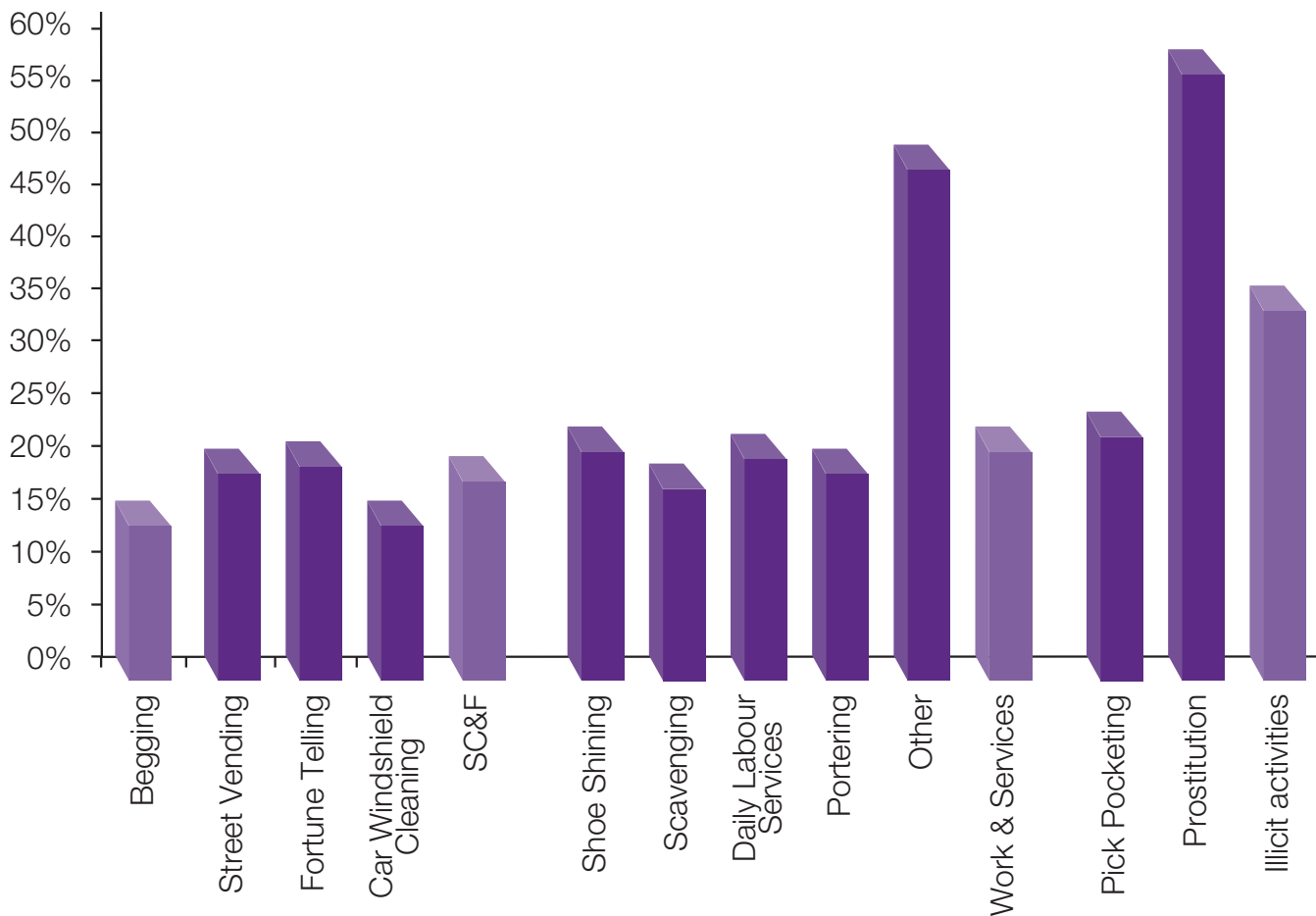


Figure 27: Average SBC daily income ('000 L.L.) and type of work

**SBC's income differs according to region.** Beirut had the highest average earnings of L.L.19,400 per day (US\$12.82). Street work in the Beirut suburbs earned marginally less at 18,600 L.L. per day (US\$12.29) but was still higher than all the other regions. The Bekaa ranked second at 17,800 L.L. per day (US\$11.760), while in Tripoli, Akkar and Saida the averages were 14,000 L.L. (US\$9.25), 12,700 L.L. (US\$8.39) and 11,000 L.L. (US\$7.27) per day respectively.

**Income among SBC tends to increase proportionally with age.** The lowest average daily income was registered among SBC between five and eight years old (13,200 L.L., US\$8.72), while the highest daily income was earned by 14 to 17 year olds (20,300 L.L., US\$13.42). Male SBC earned more on average than females at 17,600 L.L per day (US\$11.63) and 14,400 L.L. (US\$9.52) per day, respectively.

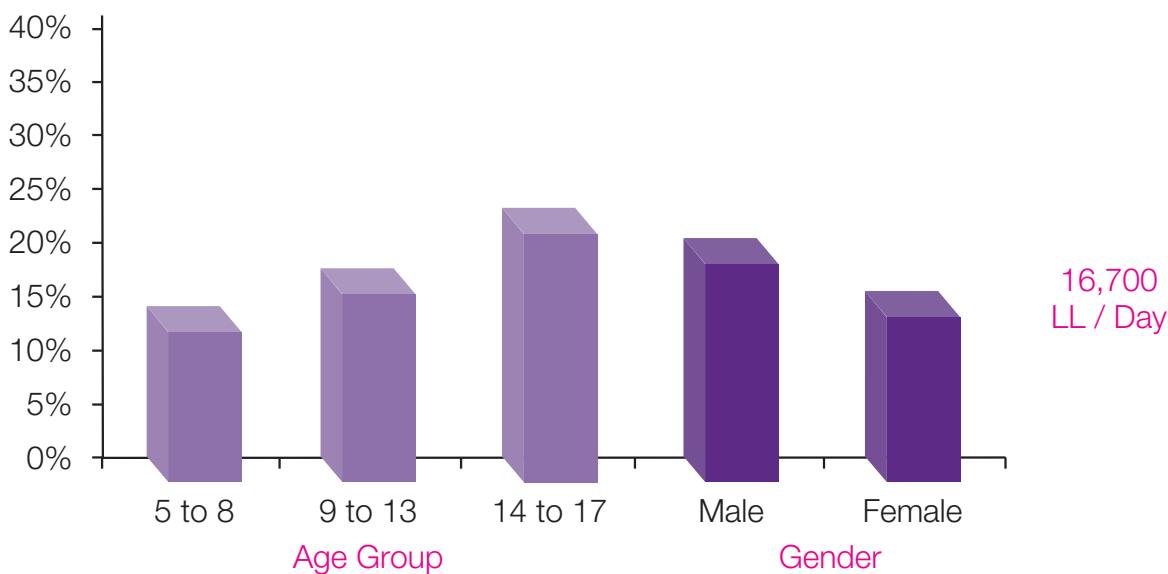


Figure 28: Average SBC daily income ('0000 L.L.) according to age and gender

**Most SBC do not keep their earnings.** Over half (56 percent) of SBC give all their earnings away, while 31 percent share it with others (keeping some for themselves). Only 13 percent of SBC keep all the money they earn for themselves.

**Of the SBC that gave all their earnings to other people, most go towards household income.** The vast majority of SBC gave all their money to family members (95 percent), comprising 53 percent of the total sample. Only 5 percent gave all their earnings to their employers, equivalent to 3 percent of total SBC.

**If the money was shared, it was overwhelmingly to support household income. Indeed, for those SBC who did share their earnings, 94 percent went to family, comprising 29 percent of the total sample.** Only 6 percent of this subset would partially share earnings with their employer, comprising 2 percent of the total sample.

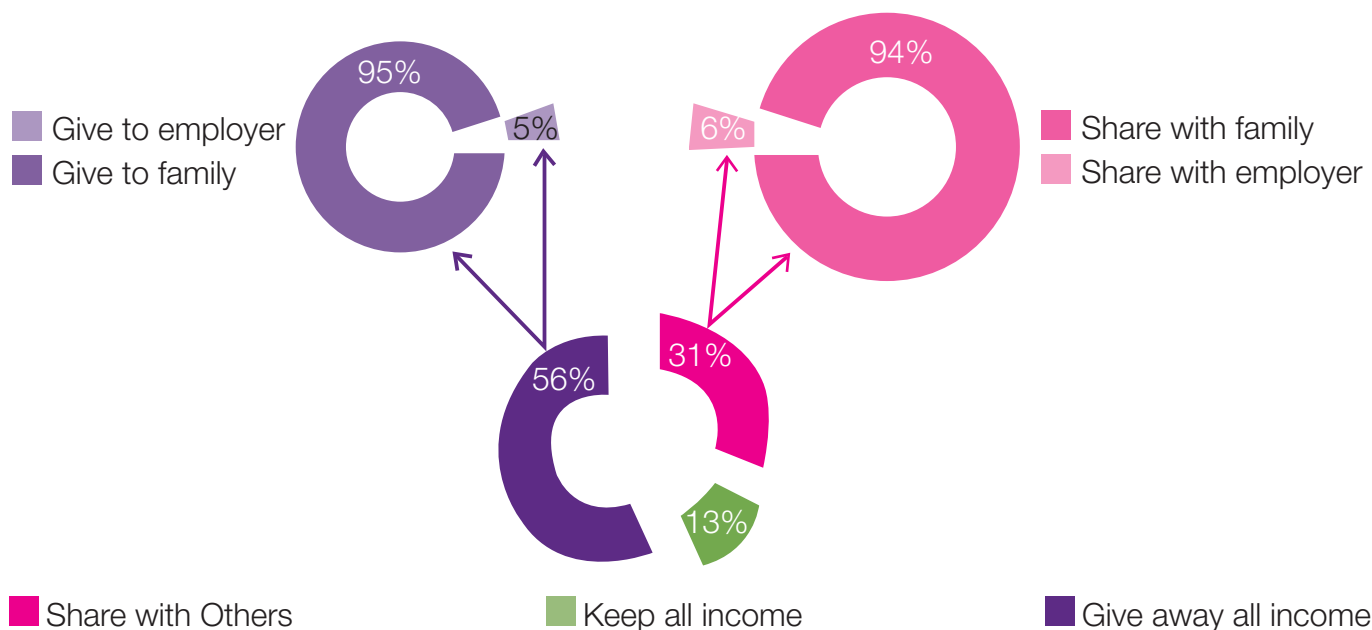


Figure 29: Distribution of SBC's daily income

53

h. Co-workers

**Many SBC work alone or with their siblings.** A total of 39 percent of SBC work on their own, which is more prevalent among males (46 percent) than females (23 percent). However, another segment of SBC work with their siblings (37 percent), particularly females (54 percent) compared to only 30 percent of males. A significantly smaller percentage of SBC work with other children who are not related to them (12 percent) and this share is higher among males (15 percent) than females (6 percent). In 10 percent of total cases, SBC were accompanied by members of their extended families. Mothers accompany their children in 2 percent of all SBC cases, especially females (5 percent compared to 0.2 percent for males).

Gender	I Work Alone	Brothers & Sisters	Members of Extended Family	Children Who Are Strangers	My Mother
Male	46%	30%	9%	15%	0.2%
Female	23%	54%	12%	6%	5%
Total	39%	37%	10%	12%	2%

*Figure 30: SBC co-workers and gender*

**SBC tend to work alone as they grow older.** One-quarter of SBC aged five to eight work unaccompanied (26 percent), rising to a third between nine and 13 years old, while the majority aged 14 to 17 years old work alone (57 percent). At younger ages, brothers and sisters typically work in groups (50 percent). This decreases gradually at the ages of nine to 13 years old (45 percent), and drops to 19 percent among 14 to 17 year olds. Mothers tend to accompany their daughters the older they become. This trend increases for female SBC between the ages of nine and 17 in SC&F activities, which could indicate concerns over the girls' safety as they enter the teenage years.

**SBC involved in begging were least likely to work alone.** Only 23 percent of SBC engaged in begging work alone and are likely to be accompanied by their siblings (51 percent). In SC&F activities there is a near even split, with 41 percent working alone and 39 percent with siblings. When offering daily labour services, the majority of SBC work alone (52 percent), or tend to work with strangers (22 percent). Half of the children involved in illicit activities work with strangers, and another one-third work unaccompanied.

## HEALTH, ENVIRONMENT AND BEHAVIOUR

### a. Hazardous environments

**SBC admitted suffering from domestic violence:** 15 percent were subjected to violence and some 3 percent said they as well as other household members suffered from domestic violence.

That said, 8 percent of SBC said other members of the household were victims of violence. Nearly three-quarters of SBC (74 percent) said that no one in the household was subjected to violence.

**Among the cases of child abuse, sexual abuse was cited by SBC.** A total of 4 percent of SBC had experienced sexual harassment and abuse, while 2 percent said that other members of the household are sexually abused.

**SBC also said that other members of their households suffer from severe health problems.** Some 27 percent of SBC reported living in households where sickness prevents members from working. Almost one-quarter of household members that suffer from severe health conditions require significant financial assistance (24 percent), while 13 percent of children live with disabled people. Around 12 percent of SBC reside with alcoholics, 7 percent have household members who are imprisoned, and 5 percent live with drug addicts.

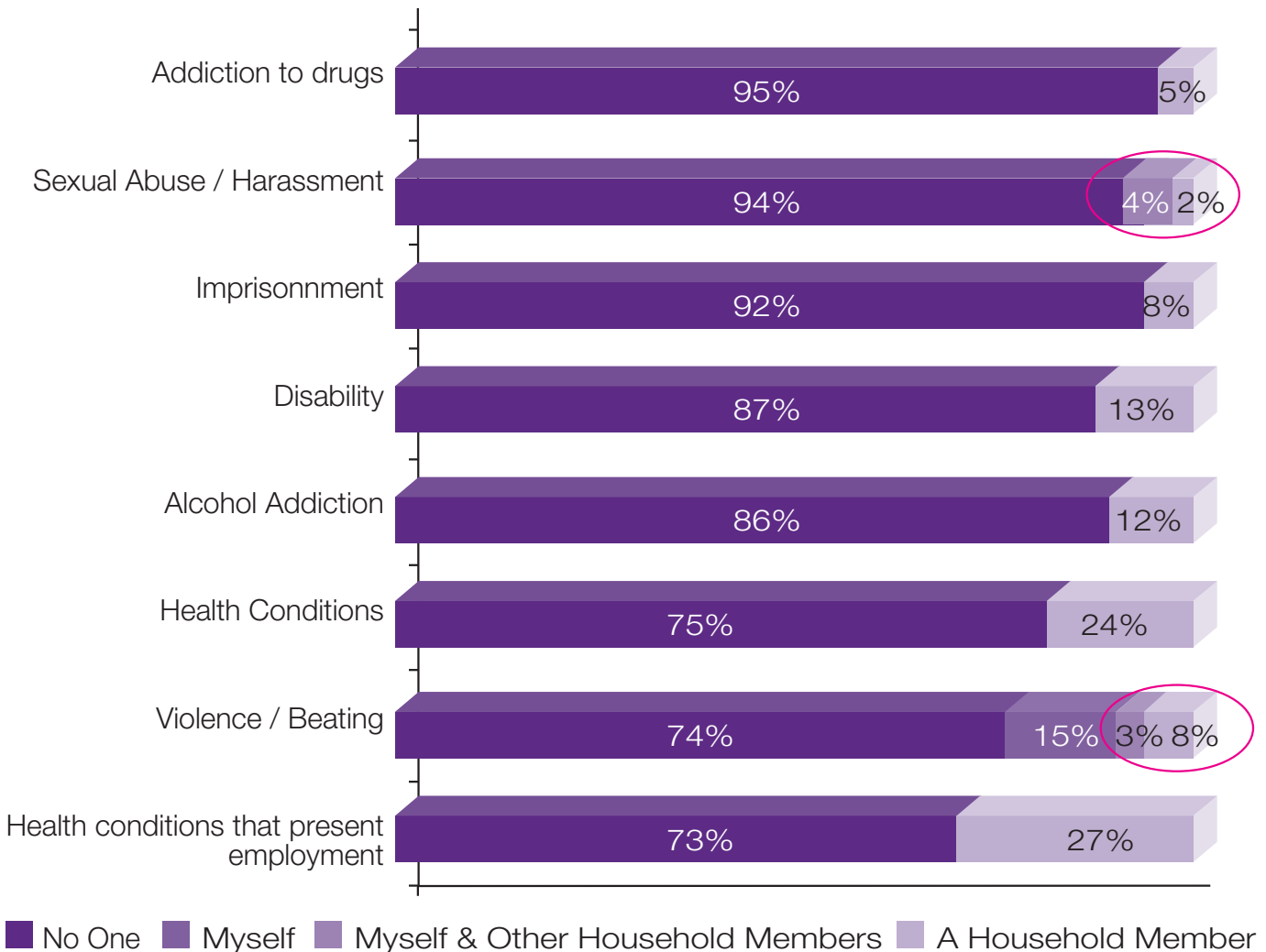


Figure 31: SBC household members' ailments and abuse

## b. Hazardous Behaviour

**Some SBC smoke cigarettes, drink alcohol and sniff glue on a regular basis.** Some 14 percent of SBC admitted to regularly smoking cigarettes, 2 percent to drinking alcohol, and 1 percent to sniffing glue. On a less frequent basis, 30 percent smoke cigarettes, 12 percent drink alcohol, 8 percent sniff glue, 3 percent smoke hashish, and 2 percent use other kinds of drugs.

**In general, hazardous behaviour increases as children get older, particularly among males.** The exception is the sniffing of glue, with 13 percent of females engaging in the activity compared to 8 percent of males, although in absolute numbers more males sniff glue. Some 13 percent of children between nine and 13 years old sniff glue, in comparison to 4 percent of 14 to 17 year olds.

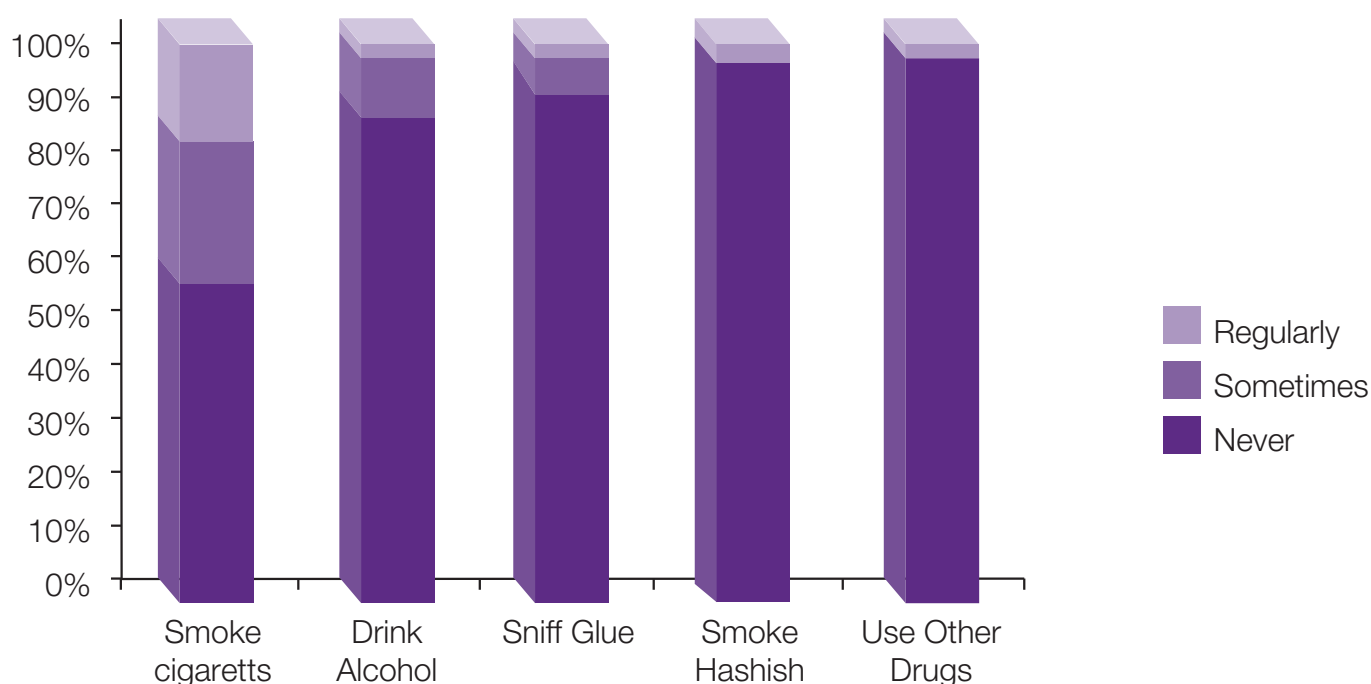


Figure 32: Frequency SBC practice hazardous behaviour

## c. Health Conditions and Access

**Many SBC suffer from various adverse health conditions, many of which require only primary healthcare interventions.** In general, 41 percent of SBC suffer some kind of health condition, females (51 percent) in particular (38 percent of males). The most common health problem was headaches and stomach pain (14 percent). This was followed by back pain (12 percent), cuts and wounds (10 percent), coughs (8 percent), fever (6 percent), eye problems and tuberculosis (5 percent each).

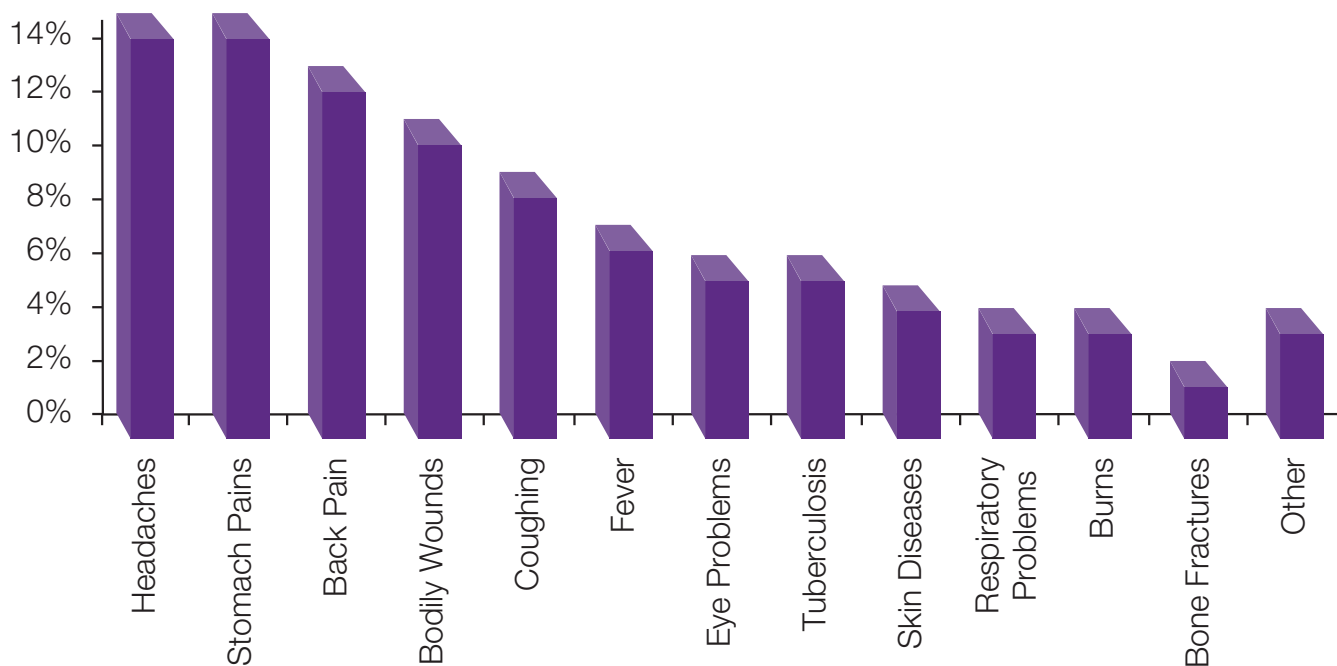


Figure 33: SBC health conditions

**Only a minority of SBC have ever visited a medical professional.** While 41 percent of SBC suffer from health problems, only 26 percent have visited a medical professional. Out of the total sample, 2 percent have visited a doctor frequently and 24 percent on a few occasions. Overall, 72 percent have never visited a medical professional.

## SBC IN CONTRAVENTION OF THE LAW

### a. Arrest

**SBC are sometimes arrested but often do not spend long periods of time in holding cells.** Some 14 percent of SBC report having been arrested by the police. The vast majority were arrested for only a few hours (86 percent) while 10 percent were placed under arrest for more than a day (but less than a week), and just 4 percent were in prison for between seven and 16 days. Of all the female SBC arrested, none were held for more than half a day, while males stayed imprisoned for 1.7 days on average.

**SBC are arrested for various types of economic activity.** The highest share of children engaging in a particular type of street work and arrested by law enforcement were those involved in illicit activities (even if these were only 1 percent of the total sample). In absolute numbers, it was SBC engaged in SC&F activities (15 percent) that were the most arrested. The share of males (16 percent) arrested was higher than that of females (11 percent). Older children—between 14 and 17 years old—accounted for a higher percentage of those arrested (17 percent) compared to 6 percent of SBC aged between 5 and 8 years old.

**Children working in the Bekaa were arrested more often than in other regions.** A total of 33 percent of SBC in the Bekaa have been arrested, followed by Greater Beirut (20 percent), Saida (4 percent), and Tripoli (1 percent). No SBC in Akkar reported having been arrested.



**Non-Lebanese SBC were more likely to be arrested than their Lebanese counterparts.** SBC of Syrian origin recorded the highest share of SBC arrested (17 percent), followed by the stateless SBC (14 percent), Palestine refugees from Syria (13 percent), and Lebanese SBC (7 percent).

## b. Judicial proceedings

**The vast majority of SBC who are arrested are never brought to court, but those who are, generally end up imprisoned.** Only 3 percent of SBC were accused by a court of law and went to trial, out of which 92 percent were imprisoned. SBC who were imprisoned after sentencing usually spend less than a month incarcerated with 39 percent jailed for less than one week and with an equal proportion of SBC jailed between one and two weeks or two weeks and a month (22 percent each). Some 13 percent of SBC have been imprisoned between one and six months after sentencing while the remaining 4 percent spent more than six months in jail.

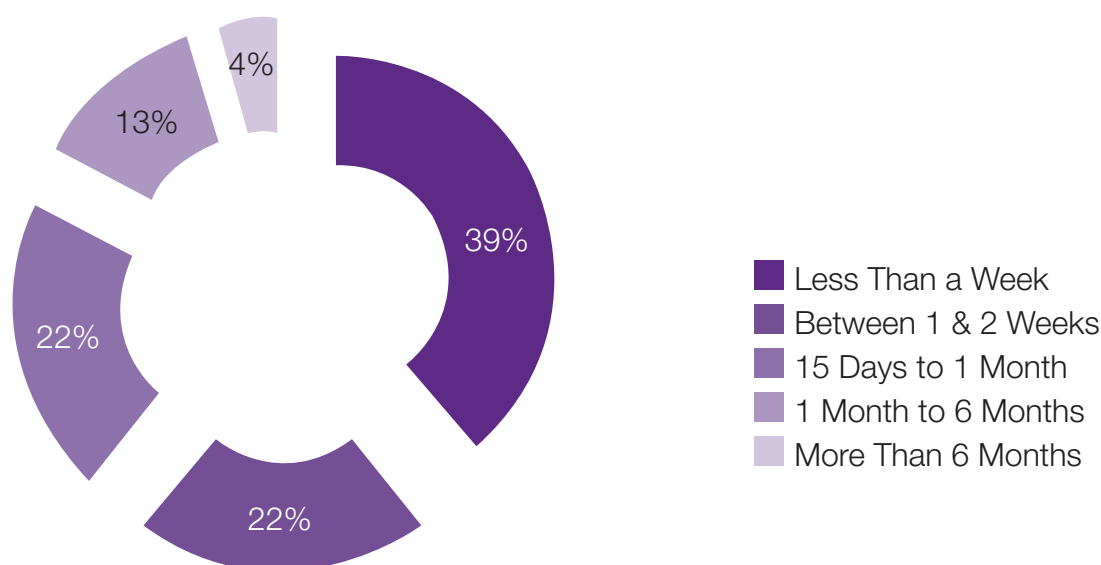


Figure 34: Time SBC are imprisoned after sentencing

## SBC ASPIRATIONS

### a. Freedom of choice

**The majority of SBC would rather go to school or change their type of employment.** SBC's first choice when asked what they would rather do as an alternative was to go to school (40 percent) while another significant portion (30 percent) would have still chosen to work for money, albeit not in street work. Female SBC outnumber males who are eager to go to school (56 percent of females) while the opposite is true for SBC who want to change their professions (39 percent of males).

**Younger SBC have a higher preference towards attending school while older SBC prefer to remain employed, but move away from street work.** Some 46 percent of SBC between five and eight years old, and 49 percent share of SBC between nine and 13 years of age would rather go to school as their first alternative option to street work. Conversely, older age groups prioritise changing their professions (49 percent).

**SBC practicing some economic activities prefer not to attend school.** Around half of SBC offering daily labour services (50 percent) would rather go to school than engage in street work. However, less than half of SBC engaged in begging (47 percent) and SC&F (43 percent) preferred to attend school.

**Some SBC would not choose to go to school or change professions.** Around 13 percent of SBC would not change any aspect of their life and preferred to continue working on the streets if given the choice. This was more evident amongst males (14 percent of males), the age group between 14 and 17 years old (20 percent of this category), and those involved in illicit activities (33 percent of them).

**Some SBC would prefer to play or not do anything at all.** Given the alternative to street work, 11 percent of SBC would have chosen to play or be idle. This subcategory was split equally between males and females, but consisted of more SBC from the five to 8 age group (29 percent share of this age bracket) who are engaged in begging activity (a 20 percent share of this activity) than any other. A smaller share of SBC would have chosen to stay at home and assist their family members in domestic work (5 percent), the majority of which were females.

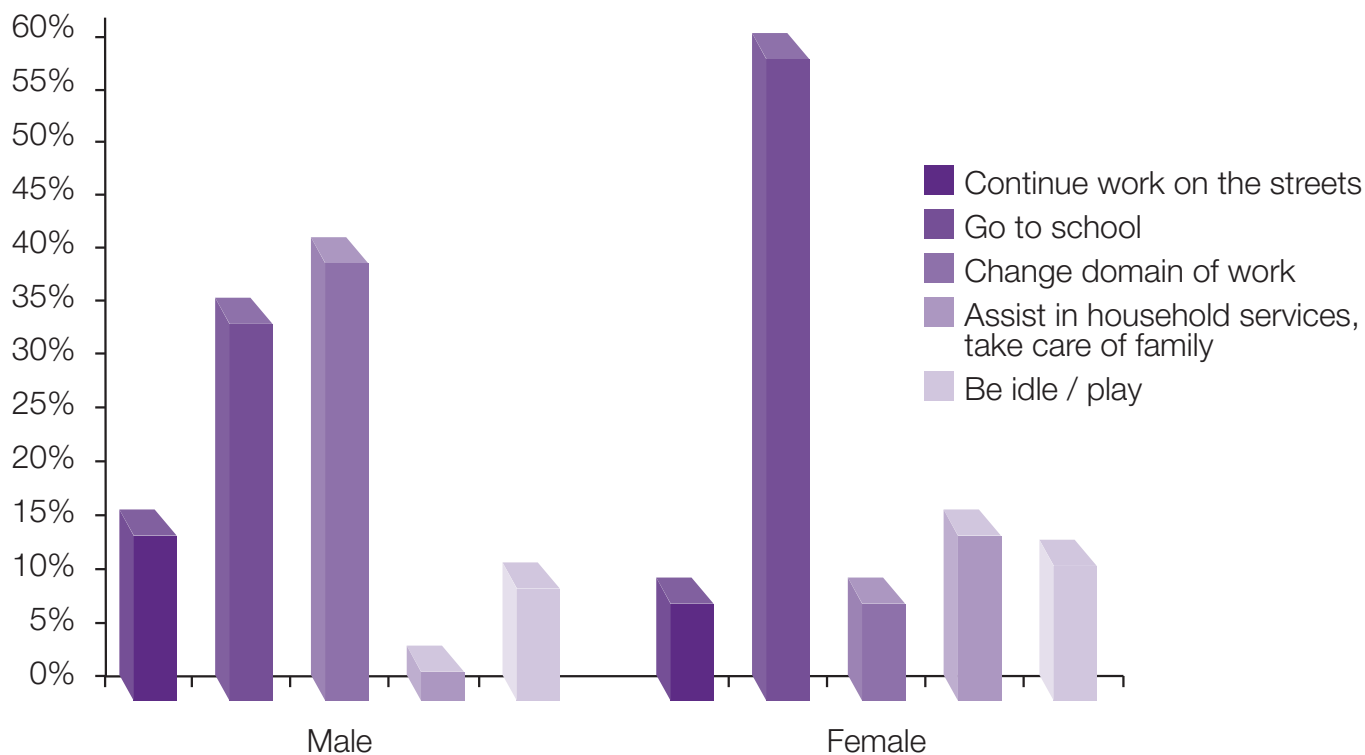


Figure 35: SBC alternatives to street work

## b. Continuity of street work

**Most SBC do not know when they may cease to work on the streets.** Findings show that 45 percent of SBC do not know what age they may quit their work on the streets. Others were more precise: Some 17 percent expect to cease street work when they become teenagers, and another portion when they become adults (8 percent). Few SBC feel they will always work on the streets (5 percent) and some 3 percent expected to stop street work in the near future.

59

Expected Time to Stop Street Work	Percentage
Do not Know	50%
Teenage years	22%
Grow-up & work	15%
End of Syrian Conflict	12%
Death	8%
Soon	7%
At Marriage	6%
Find better employment	5%
Collect Enough Money	4%
Can Return to School	3%
Other	3%
No Answer	8%

Figure 36: SBC expected time to stop street work

### c. Fears

**While many SBC claim they are fearless, others fear law enforcement, parents and returning to warzones.** Over one-third of SBC claimed they were afraid of nothing (34 percent), 12 percent said they were afraid of their parents and other relatives, while other SBC said they fear law enforcement officers because they may imprison them (12 percent). SBC of Syrian origin (9 percent) were worried about returning to warzones in Syria, 7 percent feared the general public, 2 percent feared their employers and 1 percent of SBC revealed that they are frightened of everything.

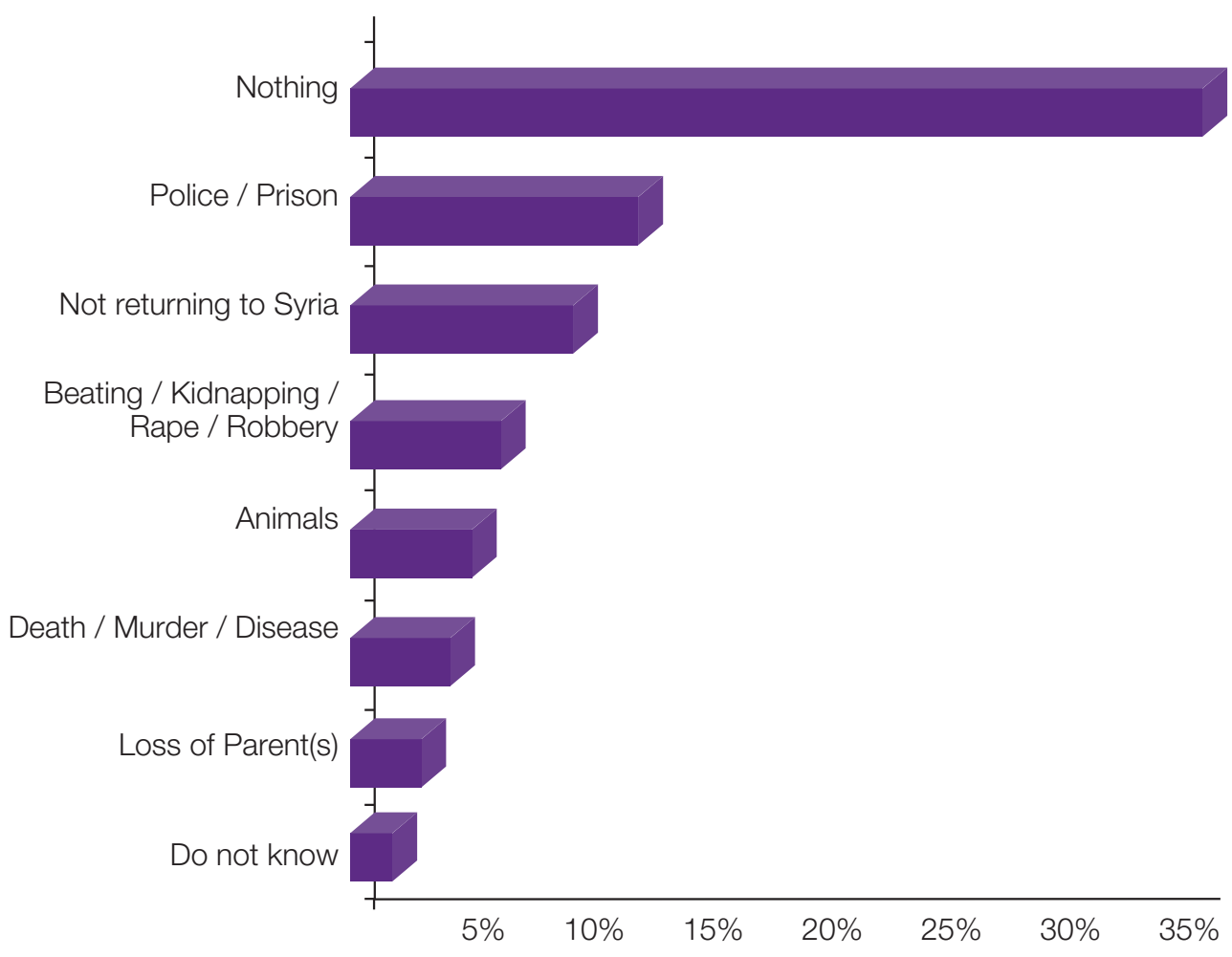


Figure 37: SBC Fears

#### d. Career aspirations

**Most SBC have high career aspirations, while others are less optimistic.** The most sought after career among SBC was that of working in a profession that requires a degree (29 percent), such as engineering, medicine, teaching, or accounting. More reserved aspirations were to own a small business, learn a trade, or work in agriculture (16 percent, 14 percent, and 3 percent, respectively). Only a few SBC wanted to become heads of households (5 percent). Still, some SBC wanted to stay engaged in street work (5 percent) while others would settle for any form of work (3 percent).

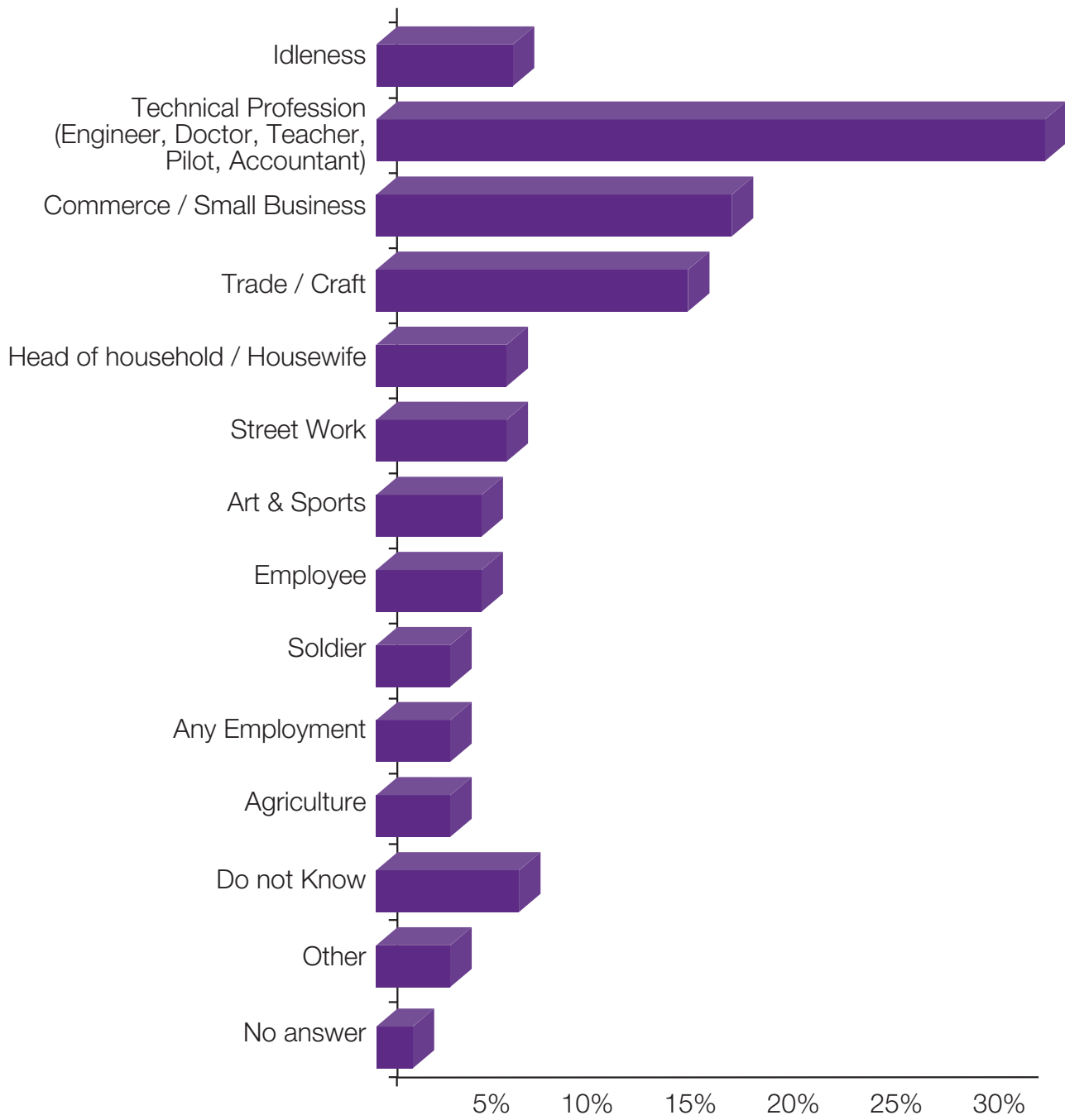



Figure 38: SBC career aspirations



# QUALITATIVE ASPECTS OF SBC

## IV- QUALITATIVE ASPECTS OF SBC

In order to more accurately understand the situation of children living or working in the streets of Lebanon, there is a need to examine the qualitative underlying causes and contributing factors that lead to street child labour. Undoubtedly, poverty plays a large part in the decision making process of households that resort to street child labour.

However, the Lebanese context presents a particular combination of factors, both recent and long-standing, that need to be considered in order to fully understand the underlying causes of children living and working in the streets.

**Firstly, the causes, consequences and effects of children living or working in the streets of Lebanon cannot be removed from the political, economic, social, cultural, psychological and institutional factors.** Thus, the perceived rise and prevalence of SBC should be seen in terms of an interplay between these forces and the concepts described in this study.

Accordingly, this section of the study uses information from key informant interviews, the literature review and case studies in order to further examine, analyse and elucidate the main factors contributing to the rise and prevalence of children living or working in the streets of Lebanon.

### 1. REFUGEES AND MARGINALIZED COMMUNITIES

**Since the beginning of the Syrian conflict in 2011, the influx of Syrian refugees into Lebanon constitutes the main factor contributing to children living and working in the streets,** according to all key informants and case studies conducted as part of this study. Since this study is the first of its kind and scope that attempts to estimate the volume of SBC in various regions of Lebanon, previous comparative estimates are not available.

However, key informant interviews and stakeholders all agree that the number of SBC in Lebanon has increased since the start of the Syrian refugee crisis.

**Since refugees make up a significant portion of Lebanon's total population and suffer from wide-ranging socioeconomic issues, their effect on the size and nature of children living or working in the streets cannot be understated.** This is understandable considering the immense socioeconomic impact of the armed conflict in Syria on its population. By the end of 2013, losses in the Syrian economy were estimated to have totalled US\$143.8 billion, or some 276 percent of its annual gross domestic product.<sup>38</sup> Unemployment was said to have reached 54 percent with at least 20 percent of Syrians now living in extreme income poverty.<sup>39</sup> By November 2014, the number of registered Syrian refugees in Lebanon had surpassed 1.1 million.<sup>40</sup> At the same time refugee numbers began to plateau, ostensibly due to restrictions on refugees entering the country imposed by the GOL.

**More than half of Syrian refugees in Lebanon are under 18 years old (53 percent), around one third are of school age (34 percent) and the majority do not attend school.** While the Ministry of Education and Higher Education (MEHE) in Lebanon has provided access to education for a limited number of Syrian refugees in public schools, opened new school sections and adopted afternoon 'second shift' schooling in order to cope with the increasing numbers of students, fewer than 90,000 Syrian children were estimated to be registered in public schools during the 2013/2014 academic year, according to the MEHE.

Moreover, almost 60 percent of these children have not attended school during the 2014-2015 academic year, either because of insufficient space or because children were not permitted to register. A Save the Children Education report published in September 2014 found that four out of five Syrian refugee children living in Lebanon are out of school. The report said that Lebanon's education system is under 'extreme pressure' to accommodate hundreds of thousands of Syrian refugee children within an educational system equipped to cater only for 300,000 Lebanese children.<sup>41</sup>

**Even before the Syrian refugee crisis, SBC were predominately Syrian.** This implies that the impact of the Syrian refugee crisis is mainly a contributing factor but does not explain the underlying cause of the recent upsurge of Syrian SBC in Lebanon. Poverty among Syrians in Lebanon is as much of a factor in the rise of SBC as any other, according to key informants and case study subjects. In fact, children living and working in the streets was evident in Syria well before the conflict and subsequent refugee crisis.<sup>42</sup> Researchers also observed that some of Syrian refugee families who used to send their children to work in the streets of Syria now find such work more profitable in Lebanon, notwithstanding the relatively small amount of income it generates per child. These families state that street work in Lebanon is some three to four times more profitable than in Syria.

**In addition to poverty, a number of other factors contribute to the prevalence of Syrian SBC, particularly circumstances which increase the economic vulnerability of households.** The majority of case study subjects cited the loss of breadwinners, homes, assets, jobs, businesses, savings and the inability to generate income among adults as factors that contribute to households' decision to send children to work in the streets.

**As a result of the refugee crisis, children are at times forced to act as the head of their households in Lebanon and Syria.** Many SBC have found themselves responsible for their own well being as well as that of other family members.

<sup>38</sup> Syrian Center for Policy Research (2014), 'Squandering Humanity: Socioeconomic Monitoring Report on Syria', Syrian Center for Policy Research, UNRWA, and UNDP.

<sup>39</sup> Ibid.

<sup>40</sup> UNHCR: Syrian refugees in Lebanon surpass one million; press release dated on the 3rd of April 2014.

<sup>41</sup> See Save the Children (2014), 'Futures Under Threat, The impact of the education crisis on Syria's children' - See more at: <http://www.savethechildren.org.uk/resources/online-library/futures-under-threat#sthash.jLXqWlt5.dpuf> [Accessed on December 11 2014]

<sup>42</sup> The Consultation and Research Institute (2012), 'National Study on Worst Forms of Child Labour in Syria': Around 16 percent of participants in focus groups of a total sample of 173 working children between the age of 10 and 15 years old were SBC engaged in begging, scavenging and prostitution.



Syrian case study subjects also describe keeping some of their earnings and sending the remainder to Syria. Other SBC describe having found temporary informal jobs away from the streets, but resorting to street work because. These jobs did not generate sufficient income to support households, mainly because of high levels of competition.

*"Occasionally, I find some light agricultural work to do for extremely low pay; so I figured that there was no other solution but to send my kids to work in the streets."*<sup>43</sup>

**Many Syrians who engage in street work come from lower-income segments of the Syrian population who did not pay rent in their home country.** Like most refugees in Lebanon, households that depend on SBC's income cite rent as their highest expense item. Monthly rent expenditures for these households ranged between 250,000 L.L. (US\$165.81) without utilities to 600,000 L.L. (US\$398) with utilities.

**Other refugee populations such as Iraqis and Palestinians also engage in street child labour in order to bolster household income.** Palestinians in particular cite GOL restrictions on Palestinian labour as a main contributing factor that causes them to send their children to work in the streets.

*Anyone who faces similar conditions would have done the same thing, or worse yet. We belong to no country... the street, where we live and work, is the only country we know."*<sup>44</sup>

**Other ethnicities in Lebanon such as the Dom, Arab Bedouin tribes and Turkmen resort to child street labour because they have been marginalized by Lebanese society.** The lack of nationality rights and flaws in implementing granted nationality have left many communities stateless in either theory or practice. The current state of affairs is consistently cited by ethnic minorities in Lebanon as a major factor contributing to their use of street child labour as a negative coping mechanism. Among the Dom community in particular, street child labour passes down through generations and has become a cultural model.<sup>45</sup>

*"And once I started arms trafficking, I got paid a lot. I do not know my life's path, but I know I am happy this way and do not want any other way."*<sup>45</sup>

## 2. ORGANIZED CRIME

**Many SBC engaged in street work are organized and controlled by criminal networks.** Organized criminal activity was observed to be a major facet of street child labour, both prior and subsequent to the Syrian refugee crisis. Criminal organizations involved in human trafficking of persons in general, are also those who traffic SBC into Lebanon and organize their work in the country, researchers observed.

*"At first, when we got married, my wife and I did not wish for many children. But when we realized that a children garner more sympathy, assist in work and increase [household] income, we decided to have more kids."*<sup>46</sup>

<sup>43</sup> Parents of a child working in the streets from Iraq.

<sup>44</sup> According to Fryberg and Markus, 'cultural models' are made up of culturally derived ideas and practices that are embodied, enacted, or instituted in everyday life. Refer to Fryberg, S. A., & Markus, H. R. (2007), 'Cultural models of education in American Indian, Asian American, and European American contexts. *Social Psychology of Education*'.

<sup>45</sup> Male child involved in arm smuggling in the city of Tripoli, Lebanon.

<sup>46</sup> From a case study with parents of five SBC.

**Family members of SBC are commonly run, or are involved in, the networks that organize street-based child labour in Lebanon.** When this is the case, the fathers of SBC play the largest role in organizing their work, including work in illicit activities. At times, researchers found fathers decide to have more children and send children to work with their mothers under the supervision of other members of their network who organize the family's day-to-day labour.

### 3. LOCATION & ENVIRONMENT

**SBC tend to concentrate in selected parts of the same city, and pass by randomly in others.** Findings show that SBC prefer certain districts of urban centres to work in, even when they encounter higher competition as a result. This also indicates that SBC's work is organized, their actions are planned in advance, and that social and environmental factors are considered when choosing where to congregate. That said, it remains difficult for SBC to claim exclusivity over their working areas as they frequently enter different areas and compete with each other.

**Children involved in either tolerated<sup>47</sup> or illicit activities face a particular set of risks and hazards.** Some SBC complain of environmental factors causing them discomfort during their work. SBC described issues such as bad weather conditions, ill health, as well as hunger, thirst, and fatigue as some of the ailments they commonly suffer from. Some female SBC engaged in prostitution also complain that male members of the general public at times drive them to remote areas and hurl them out of moving vehicles without paying them. Male SBC have also complained that they have been forced to use illicit drugs by other children living or working in the streets of Lebanon.

<sup>47</sup> Activities such as begging is technically illegal in Lebanon. See Legal Framework in Annex IX for more info.



# RECOMMENDATIONS

## V- RECOMMENDATIONS

In any context, the issue of SBC necessitates a holistic response that incorporates actions at all levels of government and society. In Lebanon any response to SBC also needs take into account the convergence of long-standing internal issues and recent external factors. In addition, for any reforms to be effective, these must be based on the best interests of children—regardless of creed, nationality, or economic activity—and fall in line with Lebanon’s international commitments.

Accordingly, the International Labour Organization, UNICEF and Save the Children International seek to build on the body of evidence from this study to propose the following set of key recommendations aimed at informing government and society. The recommendations centre on four key pillars:

- enforce relevant legislation in line with the best interests of the child;
- reintegrate SBC into education and provide basic services;
- intervene at the household-level to conduct prevention activities, especially in vulnerable communities; and
- improve coordination and collaboration under the National Steering Committee Against Child Labour.

### **Ensure relevant legislation is enforced in line with the best interests of the child.**

Lebanon is already a signatory to international conventions pertaining to the rights of children such as the United Nations Convention on the Rights of the Child (CRC) as well as ILO conventions No. 182 on the worst forms of child labour (WFCL), 1999 and Convention No. 138 on the minimum age for admission to employment and work. Moreover, the country already possesses executive and legislative instruments to combat child labour and the phenomenon of SBC, such as Decree no. 8987.<sup>48</sup>

For these instruments to be effective, the GOL needs to ensure adequate legislation is enforced to protect all SBC, regardless of their nationality, from all forms of SBC exploitation through:

- Harmonization and dissemination of international norms and national laws related to the rights of the child, the worst forms of child labour, and to

<sup>48</sup> For a full overview of policy instruments see Annex IX.

common definitions on children living and working in the streets in order to ensure a common approach in programming across agencies and relevant authorities;

- inclusion of children living and working in the streets as part of those defined as “at risk” within Law 422 (2002), so that these children are not seen as young offenders;<sup>49</sup>
- implementation of Decree no. 8987 on prohibiting work that is hazardous to children under 18 years old, including street work; and
- enforcement of laws pertaining to criminal organizations which organize street child labour, notably Human Trafficking Law 164 (2011), especially in terms of its instruments used to address cases of child human trafficking which, in turn, should adhere to the provisions of Law 422.

The GOL, international agencies and civil society need to ensure that national child protection and child welfare systems are sensitive to the rights of SBC and can guarantee care and protection of this population segment through:

- Reactivation of the 2003 decree establishing a unit and a multi-stakeholder committee specialized in dealing with SBC at the Ministry of Interior and Municipalities.
- Enhancement of the unit’s staff and committee members’ capacity to coordinate effective responses for children found on the streets as per the CRC.
- Training of law enforcement officials who engage with SBC in line with the UNCRC and the best interests of the child.
- Raising awareness among actors working in national child protection and welfare systems on SBC rights, including law enforcement, judiciary, health staff and social workers.

The GOL also needs to review an existing 2010 draft entitled ‘Strategy for Protection, Rehabilitation and Integration of Street Children’. Once the document has been reviewed and amended in line with Lebanon’s national policies and priorities, it is recommended that it be put into practice, in conjunction with the other recommendations described herein.

Furthermore, the work SBC engage in constitutes one of the WFCL the National Action Plan to Eliminate the Worst Forms of Child Labour by 2016 aims to address. As such, the GOL, international agencies and civil society need to prioritize actions that address the SBC issue under the provisions of the NAP, particularly given that findings of this study show the phenomena to be one that is relatively manageable.

### **Identify, support and reintegrate children forced to live and work on the streets**

In order to prevent children at risk from falling into the WFCL, the GOL and international agencies in Lebanon need to work hand-in-hand to promote children’s rights to access free education and basic services. Such action requires the establishment of a comprehensive social, health, and educational programme for SBC by guaranteeing viable and appropriate alternative care as well as family support services for SBC which:

- ensures alternative care options for children deprived of parental care with the aim of finding a stable and safe solution;
- reintegrates street-based children back into their households and communities when such action is in the best interest of the child;
- places children in institutions as a last resort; and
- ensures national child protection systems and related case management work guarantees protection to SBC.

<sup>49</sup> For more info see: Child Frontiers and University of Saint Joseph, “Strengthening the Child Protection System in Lebanon”, 2010, 42

## **Conduct prevention activities among families in vulnerable communities.**

Several schemes and programmes to address the issue of SBC in Lebanon already exist. As such, the government of Lebanon, agencies and civil society should raise awareness of government, municipal and NGO schemes as well as programmes for street living and working children through national campaigns and community level mobilization to:

- Ensure prevention efforts at the local community level have national level support, in order to tackle the WFCL, including street-based children;
- target communities that are particularly vulnerable to forms of exploitation and pay special attention to the most socio-economically vulnerable segments, when possible;
- ensure awareness of long-term risks for children forced to work on the streets is raised among SBC households through targeted and measured support to families, especially through income-generating schemes to help reduce negative coping mechanisms such as child labour; and
- ensure activities to raise awareness and generate income for SBC households is designed on a case-by-case basis that incorporates best practices and takes into account geographical differences in Lebanon and the situation of refugees.

## **Improve coordination and collaboration under the National Steering Committee Against Child Labour**

In order for all activities to combat the phenomenon of SBC to come together under one holistic and integrated response, enhanced collaboration and coordination will be required. As such, collaboration on the issue of SBC should be addressed within the framework of the National Steering Committee Against Child Labour, which includes all relevant ministries and government institutions, in addition to trade unions, employers organizations and major NGOs working on child labour in Lebanon. Actions to enhance coordination and collaboration should include:

- Improving coordination mechanisms between national and international agencies as well as between the latter and government to ensure the widest possible range of services is available to address the needs of different groups of SBC; and
- collaboration between specialized agencies with a focus on SBC, children without parental care and more general child-focused organizations to work under a common framework that takes advantage of both types of institutions.

# ANNEX I: FULL METHODOLOGY

The multifaceted nature of children living or working in the streets of Lebanon required various research methods in order to produce desired outcomes applicable to the local context. Accordingly, the primary aim of this research is to determine the different profiles of SBC, which include:

- Street-living children,
- street-working children, and
- those engaged in illicit activities.

Secondly, the study aims to estimate the number of SBC in selected areas where children living or working in the streets of Lebanon is particularly evident.

To achieve these objectives, innovative and technical research techniques were required consisting of the following approaches: desk-based; quantitative and qualitative (in-depth interviews and case studies); and an enumeration exercise that applied the Capture-Recapture method.

## 1- LITERATURE REVIEW

Extensive research was required to assess previous literature on SBC in Lebanon. Research on the issue has increased substantially since 1999, driven by greater international attention to the plight of working children, including work by the ILO, UNICEF, and SCI, and international conferences.<sup>50</sup> that focus on the “Rights of the Child”,<sup>51</sup> “Children and Work”<sup>52</sup> and “Child Labour”.<sup>53</sup>

The literature review enabled researchers to garner a better understanding of the conceptual framework of the study and establish technical guidelines. This research phase also allowed for the identification of gaps in previous research and raised questions about preconceived assumptions. Furthermore, the literature review feed into in-depth interviews to further elucidate the issues tackled as part of this study.

## 2- QUALITATIVE RESEARCH

Two types of qualitative research methods were conducted: In-depth interviews with stakeholders, and case studies targeting two segments, namely the parents of SBC and SBC involved in illicit activities.

### a. Key informant interviews

Senior research analysts carried out interviews with individuals, organisations and government departments with first-hand knowledge of issues pertaining to SBC and refugees to supplement the literature review and to prepare for fieldwork.

A discussion guide was developed and a list of potential interviewees was prepared in coordination with the ILO, UNICEF and SCI. Interviewees were selected based on availability, expertise and the information that could be corroborated with to the study.

Overall, 17 in-depth interviews were successfully conducted between 4 February 2014 and 27 May 2014. The individuals and related bodies are detailed in the Table below.

<sup>50</sup> Such as: ‘The Hague Global Child Labour Conference’ in 2010, organized by the Dutch Ministry of Social Affairs and Employment, in close collaboration with the ILO, and in cooperation with UNICEF and the World Bank.

<sup>51</sup> The UN General Assembly: the ‘Convention on the Rights of the Child’ in 1989.

<sup>52</sup> Based on the activities of SCI in Asia, on tackling this particular topic.

<sup>53</sup> The ILO Worst Forms of Child Labour Convention (No. 182), 1999, and the Worst Forms of Child Labour Recommendation (No. 190), 1999.

	DATE	NAME OF INSTITUTION	SECTOR	NAME OF INDIVIDUAL	POSITION
1	4-Feb-14	Ministry of Labour - Child Labour Unit	Governmental	Nazha Shallita	Head of Unit
2	4-Feb-14	USJ - Lebanese Social Training School	Academic	Jamile Khoury	Instructor
3	6-Feb-14	Higher Council for Childhood	Governmental	Rita Karam	General Secretary
4	6-Feb-14	Amel Association	NGO	Rami Allaw	Social Worker
5	10-Feb-14	International Relief Committee (IRC)	NGO	Sara Mabger	Street and Working Children Protection Manager
6	12-Feb-14	Social Movement	NGO	Fayrouz Salameh	President
7	12-Feb-14	ULS / Int. Centre for Research and Training (ICRT)	Research	Ghassan Khalil	General Manager of ICRT and Former Head of Higher Council for Childhood
8	17-Feb-14	Ministry of Justice – Juvenile Department	Governmental	Hala BouSamra	Head of Department
9	18-Feb-14	Bourj Hammoud Municipality	Municipal	George Krikorian	Vice President
10	25-Feb-14	Union for the Protection of Juveniles in Lebanon	NGO	Janine Kassouf	Head of Child Protection in Beirut
11	26-Feb-14	Ministry of Interior and Municipalities	Governmental	Ahmad Abou Daher	Officer, Internal Security Forces
12	13-Mar-14	Ministry of Education and Higher Education	Governmental	Sonia El-Khoury	Director of Pedagogic and Scholar Orientation
13	14-May-14	Beit Al-Rajaa Al-Saleh	NGO	Maher Al-Tabarani	Director
14	15-May-14	Ministry of Social Affairs - Department of Specialized Social Care	Governmental	Khadija Ibrahim	Head of Department
15	15-May-14	Ministry of Social Affairs - Department of Juvenile Protection	Governmental	Salam Shreim	Head of Department
16	16-May-14	Ministry of Social Affairs - Department of Social Development Centres	Governmental	Adnan Nasr Eddine	Head of Department
17	27-May-14	Ministry of Social Affairs	Governmental	Makram Malaeb	Consultant

Figure 39: List of key informant interviews



## b. Case studies

The research team visited multiple locations in Lebanon in order to conduct case studies of different SBC segments. In some cases, interviews were carried out with the parents/guardians of SBC that could not be found on the streets, which required the research team to track down parents/guardians of SBC in their place of residence.

With regard to children involved in illicit activities, the interviewers relied on their experience as social workers to access networks and via connections, especially through NGOs, to discover the whereabouts of such children. The interviews utilised tailor-made discussion guidelines for each targeted segment.

Overall, the team completed 20 case studies with parents of SBC, 10 case studies with children involved in a variety of illicit activities, and three case studies with SBC. These case studies were used to inform the qualitative findings of this study and allow researchers to employ a more nuanced understanding of SBC during their fieldwork, especially in light of the fact that quantitative data gathering is overly complex with regard to children engaged in illicit activities.

The below tables contain detailed lists illustrating the targeted profiles by the case study methodology:

	GENDER	AGE	NATIONALITY	DISTRICT-REGION	TYPE OF WORK	PROFILE
1	Female	14	Stateless	Ghazieh - Saida	Begging & Prostitution	Poor family. Unemployed father. The mother and all children work on the streets.
2	Male	13	Lebanese	Baalbek - Bekaa	Drug Dealing	Divorced parents. Detached from parents.
3	Male	16	Lebanese	Nabatieh - South	Stealing & Drug Use	Poor family that works in tobacco farming. Family has regular disputes and an abusive father. The child runs away from home, and has made friends with a street gang. He has been imprisoned for stealing.
4	Male	12	Palestinian	Ain El-Helweh Refugee Camp - Saida	Drug Dealing	Poverty. The father is a drug dealer who forced his young sons to work for him. The child was imprisoned and lives in an institution.
5	Male	13	Syrian	Tripoli	Armed Conflict	Syrian refugee. Father killed during the war.
6	Male	16	Lebanese	Tripoli	Vegetable Portering & Arms Dealing	Poverty. The father was injured by sniper fire during a conflict in Tripoli, and is disabled.
7	Male	12	Lebanese	Nabaa - Beirut Northern Suburbs	Motorcycle delivery & Gang Activity	Poverty. Family has regular disputes and domestic violence incidents. Child stays away from home during the day, and only sleeps there at late night.
8	Male	17	Lebanese	Tripoli	Shoe Shining, Theft and Human Trafficking	An orphan who used to live with his exploitive uncle who physically abused him. The child has ran away from home.
9	Male	17	Lebanese	Tripoli	Begging, Pickpocketing and Drug Smuggling and Arms Trafficking	Deceased father who used to physically abuse him.
10	Female	17	Syrian	Beirut	Prostitution	Syrian refugee. Father killed during the war, and mother offers household services, leaving the child at home alone.
11	Female	11	Syrian	Cola - Beirut	Street Vending	Syrian refugee. Father killed during the war.
12	Male	9	Turkmen	Nabaa - Beirut Northern Suburbs	Shoe Shining	Poor family.
13	Male	13	Syrian	Bourj Hammoud - Beirut Northern Suburbs	Scavenging	Syrian refugee, unemployed parents and lives in poverty. He was detained due to street violence.

Figure 40: SBC involved in illicit activities

	NATIONALITY	DISTRICT-REGION	NUMBER OF CHILDREN	NUMBER OF SBC	PARENT'S INVOLVEMENT IN STREET-WORK	CASE
1	Naturalized (Originally Palestinian)	Ain El-Helweh Refugee Camp - Saida	8	5	None	A disabled father due to work, but had an accident.
2	Naturalized (Originally Syrian)	Beirut Suburbs	20	20	The mothers (3 separate wives)	The father organizes his children's street work.
3	Palestinian	Chatila Refugee Camp - Beirut	5	4	The mother	The father used to be an SBC.
4	Syrian	Hay As-Sulum - Beirut Southern Suburbs	3	2	The father	Syrian Refugees who lost all their assets/ resources.
5	Syrian	Beirut	5	5	Both parents	Fleeing Syria due to a robbery crime and legal prosecution before the refugee crisis.
6	Syrian	Sabra	6	4	None	The father lost his business investment and the mother died of chronic disease.
7	Iraqi	Madina Riyadieh - Beirut	5	5	The mother	Iraqi refugee who cite political issues forcing their departure from their home country.
8	Syrian	Khandaq Ghameeq - Beirut	3	3	Both parents	Syrian refugees with a disabled father. The whole family used to work on the street in Syria. Both parents were separated from their extended families due to disapproval of their marriage.
9	Syrian	Ouzaai - Beirut Southern Suburbs	3	3	The mother	Syrian refugee. A single mother who has lost contact with her husband.
10	Stateless - Arab Tribes	Hay As-Sulum - Beirut Southern Suburbs	4	1	The mother	Father is ill (dialysis) and lost his job.

	NATIONALITY	DISTRICT-REGION	NUMBER OF CHILDREN	NUMBER OF SBC	PARENT'S INVOLVEMENT IN STREET-WORK	CASE
11	Syrian	Ouzaai - Beirut Southern Suburbs	2	2	Both parents	Syrian refugees who could not find work, not educated, and used to live in poor condition inside Syria.
12	Stateless - Dom	Ouzaai - Beirut Southern Suburbs	5	5	Both parents	Stateless people who cannot enrol in school nor work.
13	Syrian	Ouzaai - Beirut Southern Suburbs	2	2	The mother	Syrian refugee who lost contact with her husband, who used to work on the streets in Syria.
14	Syrian	Ouzaai - Beirut Southern Suburbs	3	3	None	Syrian refugees. Deceased father.
15	Syrian	Burj Al-Barajneh Refugee	4	2	The mother	Syrian refugees. Deceased father.
16	Syrian	Camp Nabaa - Beirut Northern Suburbs	5	5	The father	Syrian refugee. The father used to work on the streets in Syria before the crisis.
17	Syrian	Nabaa - Beirut Northern Suburbs	6	5	The mother	Syrian refugee. The mother is separated from her husband, he married another woman.
18	Syrian	Nabaa - Beirut Northern Suburbs	5	2	None	Syrian refugee. The father is sick (diabetes and disc) who used to work on the streets in Syria (portering).
19	Lebanese	Hay As-Sulum Beirut Southern Suburbs	5	4	The mother	The father and elder son are imprisoned because of illicit activities and rape (male prostitution).
20	Syrian	Chtoura - Bekaa	5	5	None	Syrian refugee living in a camp (tent) who lost his job.

Figure 41: Case Studies: Parents of SBC

### 3- ENUMERATION EXERCISE: CAPTURE-RECAPTURE METHOD

Estimating the number of SBC in Lebanon was an unprecedented exercise. In collaboration with the different stakeholders (ILO, UNICEF and SCI), researchers reached an agreement on implementing the Capture-Recapture<sup>54</sup> technique, which had been applied in several other countries and was deemed to be the most appropriate in the Lebanese context.

<sup>54</sup> The Capture-Recapture method was called the Lincoln/Petersen estimator in ecology after the works of Petersen in 1896 and Lincoln (1930). The method was originally developed in the field of wildlife biology to estimate species populations. It was first applied to demography and social studies in 1949 (Sekar and Deming). Today it is commonly utilized in social studies.

The Capture-Recapture methodology is an enumeration exercise, summarised as follows:

**1- Wave 1 (Capture):** Involves counting of SBC in every district; and

**2- Wave 2 (Recapture):** includes re-counting of SBC in the same districts and the demarcation of those children who were captured during Wave 1 and recaptured during Wave 2.

### a. Districts and hot spots

Due to the fact that districts selected by this study for observation constitute a wide range of geographical and urban areas (including the capital and other cities), researchers selected several locations, in the form of 'tracks,' where children living and working in the streets is highly prevalent. These tracks comprise of roads, traffic intersections, roundabouts and bridges, known as "districts" that contain numerous "hot spots".

Researchers identified 18 districts in the following designated regions covered by this study:

#	REGION	NUMBER OF DISTRICTS	POPULATION DENSITY
1	Beirut	8 districts	Urban
2	Tripoli	4 districts	Urban
3	Saida	3 districts	Urban
4	Akkar	2 districts	Urban-Rural
5	Bekaa	1 large district (6 hotspots)	Urban-Rural

*Figure 42: Distribution of Districts and Hotspots*

The geographical coverage of each district is shown in the Figure above. Maps of the three main cities of Beirut, Tripoli and Saida showing the course of each track covered by the Capture-Recapture method (see Annex III to Annex V).

The hot spots were identified based on the following inputs:

- Literature review;
- regional working groups and major stakeholders (ILO, UNICEF, the United Nations High Commissioner for Refugees, SCI); and
- key informants in the selected regions.

In general, the different districts within a city were determined by distinct locations with a low probability of junctures or links. This rule was set because SBC were presumed to be relatively mobile, moving from one area to another while living or working on the streets. Therefore, districts were distributed remotely within each designated region in order to target a variety of locations and dissimilar profiles.

## b. The statistical formula

Two subsequent waves of enumeration were performed in each district, and the following standard statistical formula was applied:

A = number of SBC enumerated in the sub-area (i) during Wave 1

B = number of SBC enumerated in the sub-area (i) during Wave 2

A' = number of SBC enumerated in both waves (matching)

Total Size in sub-area = (A times B) divided by A'

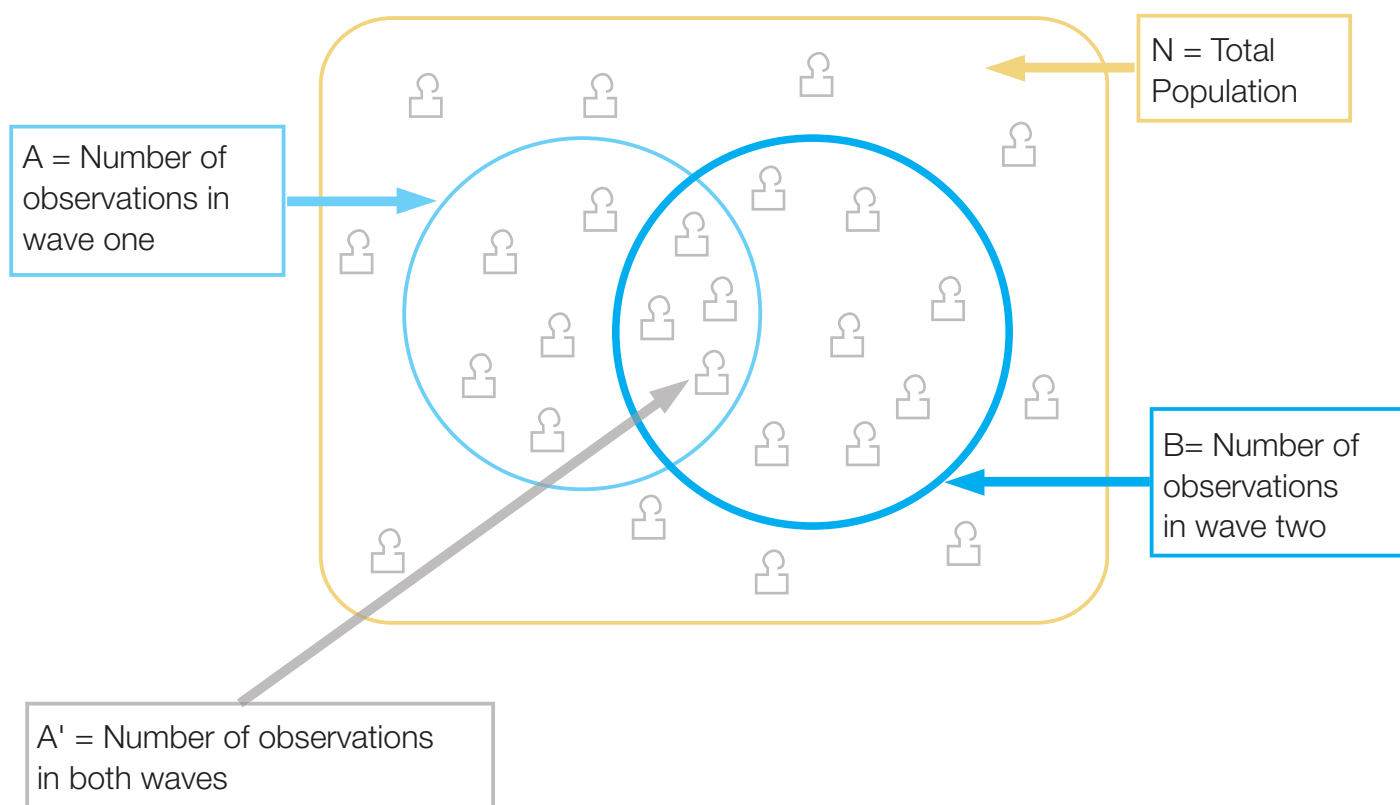


Figure 43: Capture-Recapture method calculation

The above technique presumes:

- A closed population: The population is closed and there is no change in total population during the field study;
- Reliable matching: Observations in both waves can be identified and matched;
- Equal catchability: There are equal chances of SBC being found in each wave; and
- Independence: The presence of an observation in the second wave should not be influenced by the presence of the same observation in the first wave.

## c. Enumeration fieldwork

### Human Resources and Timetable

The fieldwork was carried out over a one month period, from 29 January to 27 February by nine teams. Each team consisted of two surveyors working in partnership to allow for assistance, affirmative judgment and for security reasons. In total, 18 surveyors participated in conducting the exercise. The surveyors were

chosen based on the following criteria: experience in conducting field studies related to sensitive social issues, and residing in the allocated region with good knowledge of the area.

Each team enumerated SBC in every district two times during a time span of 48 hours. These two waves (one for the capture and another for the recapture) were typically conducted within two consecutive weekdays (excluding weekends, holidays and special events). Each wave of enumeration consisted of three shifts in each district, based on the following times of day:

- **Shift 1:** 7:30 a.m.
- **Shift 2:** 2:00 p.m.
- **Shift 3:** 8:00 p.m.

In order to optimise the success factors of the survey without irritating the targeted segment or affecting the work environment, direct contact and interaction with the SBC was limited, with neither verbal interaction nor incentives provided, nor the use of any photographic equipment. As a result, the surveyor relied entirely on his/her memory to record whether a child was captured for the first time or was seen before in the same location.

## **Training Session**

All the surveyors participated in an orientation session with the direct involvement of an ILO representative. The training focused on explaining the following:

The conceptual aspects and terminologies of the study, including:

- The International Programme on the Elimination of Child Labour, its role, means and levels of intervention;
- ILO conventions No.182 on the WFCL, 1999;
- ILO Convention No.138 on the minimum age for admission to employment and work, 1973;
- The conceptual fields related to the term “street-based children”;
- The objectives of the study, and the targeted segments;
- The Capture-Recapture method and the rules for conducting the fieldwork; and
- A final training session held on 27 January 2014 for four hours, just two days prior to the launch of fieldwork.

## **Survey Sheet**

A special survey sheet was designed for the Capture-Recapture method, which allows for the recording of basic information of each observed street-based child, namely the gender, approximate (estimated) age, type of activity and whether this observation is recaptured in Wave 1 or not. The results (A, B and A') enabled an estimate to be developed on the number of SBC in each designated area.

## **Editing and control tools**

The Capture-Recapture survey contains limited means for field control purposes. As a result, the study team optimised its expertise and capabilities to accomplish the survey according to the best practice. A central unit of supervisors was responsible for monitoring progress in the field and to provide orientation or targets to be achieved on day-to-day basis. A thorough check-up of the results was carried out in parallel

to the revision of reports and follow-up meetings with the surveyors.

The nature of the research required a certain degree of flexibility in the following areas:

- In the Vegetable Market in Tripoli, the morning shifts started earlier than usual: at 6:00 a.m. instead of 7:30 a.m. This was due to that SBC are involved in the moving of vegetable and fruit containers to the market at that particular time of day.
- In the district extending from Ain Mraieh through the Corniche to Mathaf in Beirut, the pre-set schedule for field execution turned out to concur with a rainy day. The outcomes revealed few observations captured in such circumstances in comparison to the situation noted on the ground during the recapture wave on the next day. Therefore, a decision was made to consider the enumeration results of Wave 2 as being for those who were captured, and to re-launch the recapture wave after a few days. The results turned out to be consistent and in line with a validation exercise carried out later to assess the accuracy of the results.
- Similar circumstances occurred in the Bekaa, where the process was entirely halted and both capture and recapture waves were rescheduled for execution on two other consecutive days.
- The control process over the fieldwork examined some mistakes conducted by the team working in Saida, which required explaining the correct practice, and the field work to be redone. In addition, a validation wave was conducted to make sure that the results were reliable.
- Overall, the teams accomplished 37 waves of enumeration, of which a few were disregarded and re-executed at a later date, while some were conducted for validation purposes. As a result, the outcomes of only 32 of these waves were fixed for use in the final results to apply the mathematical equation for estimating the size of SBC in the designated districts.

## 4- QUANTITATIVE RESEARCH

The study utilizes quantitative research to determine the socioeconomic and cultural characteristics of the phenomenon of SBC in various regions of Lebanon. The methodological approach consisted of implementing a field survey of over 700 questionnaires. The detailed protocol of the field interviews is described below:

### a- The statistical unit

In line with international standards<sup>55</sup>, the statistical unit set at the beginning of research activities was identified as an individual street-based child aged between five and 17 years old that either works, or lives on the streets within the designated districts of Lebanon. That said, because a significant number of SBC were found to be below the age of five, the research team also considered these findings in the study.

### b- The sample size and quotas

The sample size comprises 748 questionnaires with SBC. Usually such quotas are determined based on national statistics, but such data is not available in Lebanon. Therefore researchers suggested an initial quota that took into consideration the level of urbanisation of the designated areas. However, the Capture-Recapture exercise - achieved during previous phase of the study - provided the basis for the final sample distribution. The below table shows the final sample distribution at the end of the fieldwork:

<sup>55</sup> The 18th International Conference of Labour Statisticians: Resolution II Concerning Statistics of Child Labour stated that: 'The target population for measuring child labour comprises all persons in the age group from 5 to 17 years, where age is measured as the number of completed years at the child's last birthday.'



#	REGION	FINAL SAMPLE SIZE	SHARE OF TOTAL (%)
1	Greater Beirut	397	53%
2	Tripoli & surrounding areas	136	18%
3	Akkar region	85	11%
4	Bekaa region	76	10%
5	Saida & surrounding areas	54	7%
	TOTAL	748	100%

Figure 44: Quantitative research aspects

### c- The questionnaire

Given the study's multi-faceted nature (socioeconomic, legal, and institutional), its precedence in Lebanon, and the diversity of the targeted segment, there were high expectations for information gathering through the applied questionnaire. Bearing in mind the vulnerability of the targeted segment as young children and the informal nature of their activities (including the type of connections they have and the surveillance they might be subjected to), the questionnaire was designed to be a relatively rapid interview. It consisted of 57 questions, and printed in the form of an eight-page pamphlet.

The following topics were covered:

- Personal information;
- housing;
- household members;
- education;
- health conditions;
- work;
- contravention of the law';
- self-assessment and aspirations.

The initial version of the questionnaire was provided to all stakeholders for revision and verification. The questionnaire was then amended based on the feedback and comments received. A few other modifications were also applied following the results of a pilot test, and the final version was validated by all involved parties, translated into Arabic, and printed out as a pamphlet for field implementation.

### d- Fieldwork teams

Researchers mobilised a team of 16 senior field surveyors from the various regions covered by the quantitative research. Teams of two interviewers were created for safety reasons and in order to ensure a diversity of expertise. These teams had good experience in both fields of research and social work, especially with children.

A central unit in Beirut was established to monitor progress in the field and to provide orientations or targets to be achieved. A weekly monitoring system was applied and an internal progress report was produced and updated on a weekly basis.

## **e- Execution of the study**

### **Pilot Test**

The pilot test started directly after the training session, running from 24 to 30 April 2014. During this period, around 60 questionnaires (of which eight were incomplete) were carried out with SBC in all the designated areas. The questionnaires were reviewed and edited, and the work was evaluated on a case-by-case basis with each interviewer.

As a result, the questionnaire was slightly amended according to the interviewers' feedback and our assessment. Minor modifications were implemented to the questionnaire to make the interviewing process less time consuming and more applicable:

- Two questions were deleted; and
- a few other questions were re-worked, either in terms of rephrasing the question itself, or in relation to responses.

The revised questionnaire was then printed for fieldwork use. Another lesson learned from the pilot test was the importance of providing incentives (petty cash) to the SBC to accomplish the interview successfully. After revising the conducted pilot interviews, 52 interviews were selected and incorporated within the final acceptable dataset of the study.

### **Fieldwork**

In order to maximise the success of the quantitative research execution phase, a meeting was held with the interviewing teams prior to launching the fieldwork in order to discuss the pilot test phase, share lessons learned, and emphasise the new instructions for the field survey.

The fieldwork was launched on 6 May 2014 and ended on 9 June 2014. A total of 748 interviews were successfully conducted, edited, coded, and prepared for the data entry process. The research team was in charge of the daily follow up of the fieldwork, the coordination of the surveyors, and the regular exchange of information with them.

### **Data Entry and Cleaning**

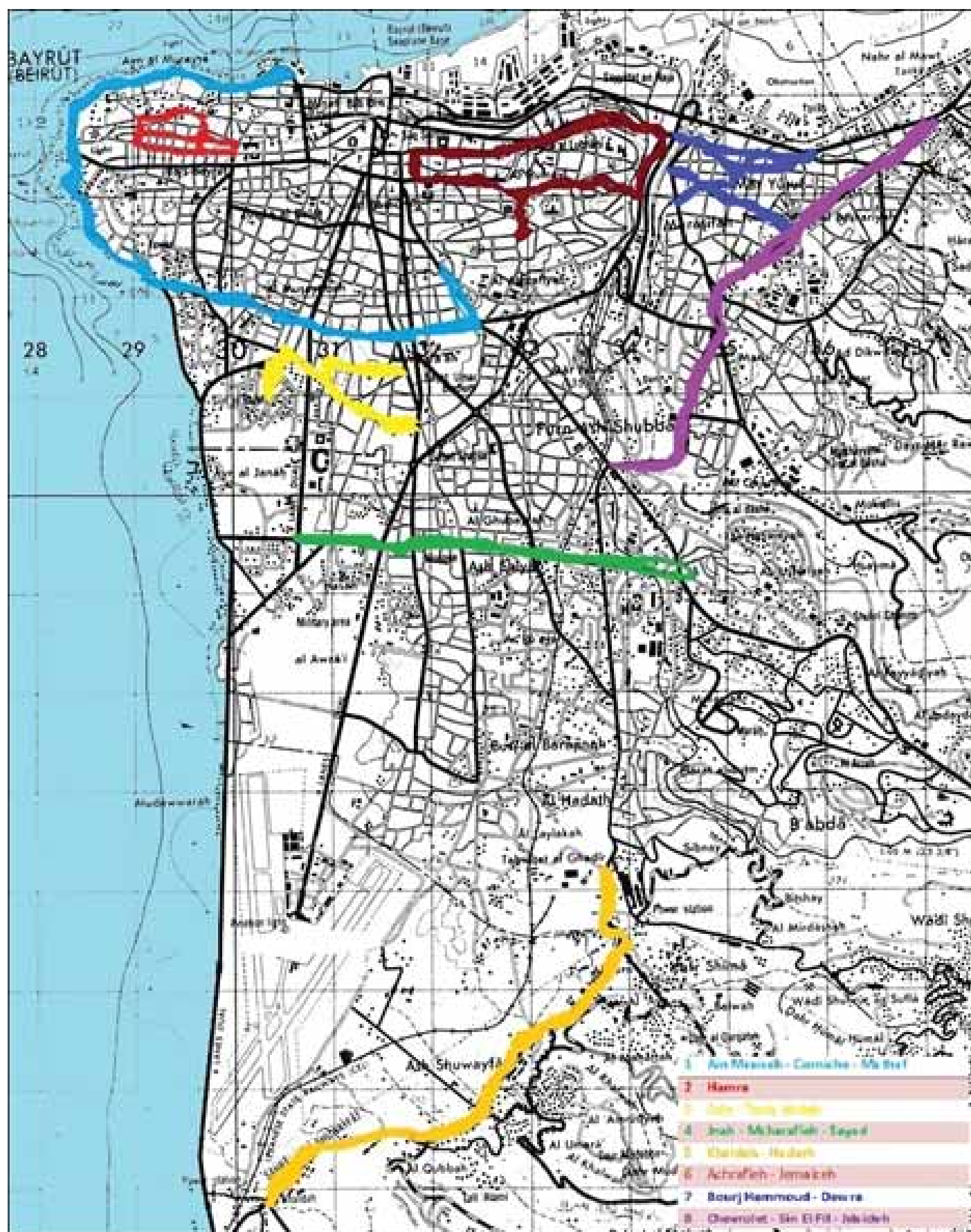
The research team undertook the review and editing of the completed questionnaires. Additionally, researchers performed the coding of the open-ended questions and data entry using a programme developed specifically for this study. After completing data entry, the work team reviewed the data and made sure that the answers to the questionnaire were properly entered and cleaned, before commencing with extraction and analysis to produce statistical results.

## ANNEX II: LIST OF DISTRICTS BY REGION

#	REGION	DISTRICTS
1	Greater Beirut	Ain Mraiseh - Corniche - Mathaf
2		Hamra
3		Cola - Tariq Jdideh
4		Jnah - Msharafieh - Sayad
5		Khaldeh - Hadath
6		Achrafieh - Jemaizeh
7		Bourj Hammoud - Dawra
8		Chevrolet - Sin El Fil - Jdaideh
9	Tripoli	Vegetables Market - Abu Ali River
10		Al-Tal - Nour Square
11		Qubeh (University)
12		Mina - Coastal Road
13	Saida	Nejmeh Square
14		Coastal Road
15		Estern Highway
16	Akkar	Halba (Main Road)
		Abdeh (Main Road)
	Bekaa	Qib Elias intersection - Chtoura - Masnaa

Figure 45: List of districts by region

## ANNEX III: MAP OF DISTRICTS IN GREATER BEIRUT



## ANNEX IV: MAP OF DISTRICTS IN TRIPOLI



## ANNEX V: MAP OF DISTRICTS IN SAIDA

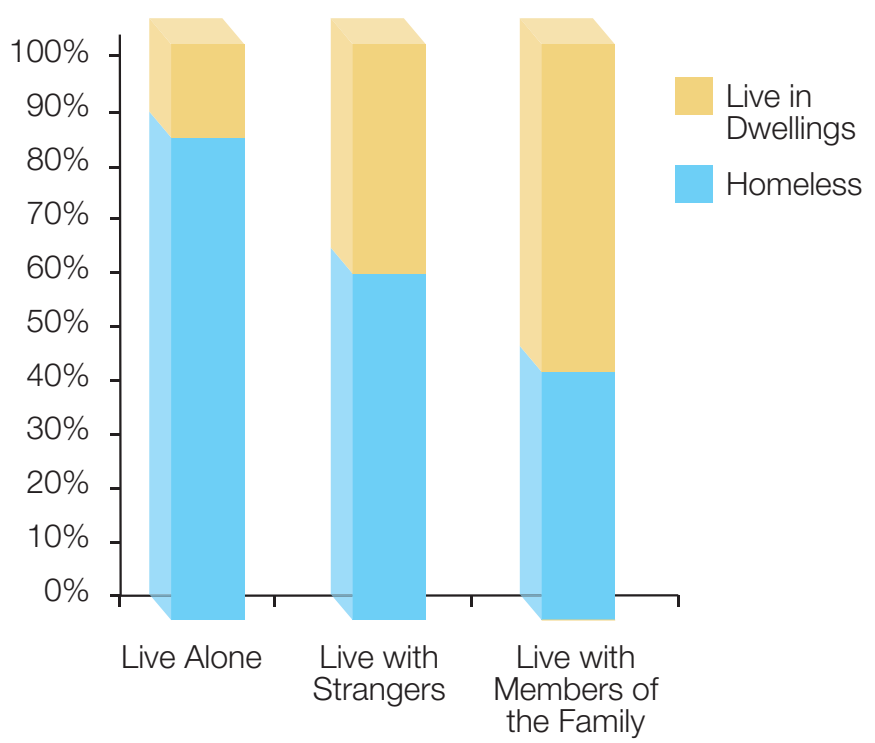
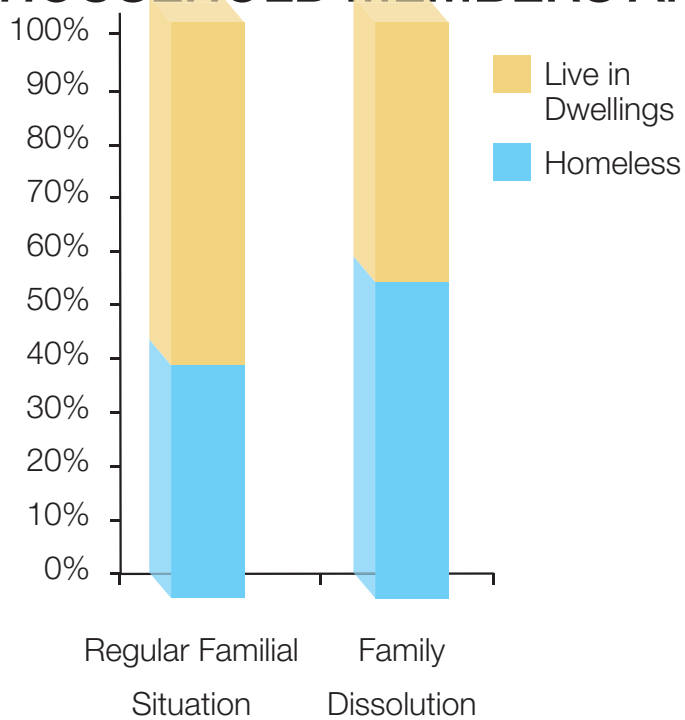


## ANNEX VI: VITAL STATUS<sup>56</sup> STATE OF THE PARENTS ACCORDING TO TYPE OF WORK GROUPS

COUNTRY OF ORIGIN	VITAL STATUS OF PARENTS	MOTHER				
		Alive	Deceased	Do not know	Total	
TOTAL	FATHER	Alive	69.9%	2.9%	0.3%	73.1%
		Deceased	15.1%	3.7%	0.4%	19.3%
		Do not know	2.3%	0.1%	5.2%	7.6%
		Total	87.3%	6.8%	5.9%	100.0%
COUNTRY OF ORIGIN	VITAL STATUS OF PARENTS	MOTHER				
		Alive	Deceased	Do not know	Total	
FROM LEBANON	FATHER	Alive	57.7%	8.7%	0.0%	66.3%
		Deceased	18.9%	6.1%	0.5%	25.5%
		Do not know	0.5%	0.0%	7.7%	8.2%
		Total	77.0%	14.8%	8.2%	100.0%
COUNTRY OF ORIGIN	VITAL STATUS OF PARENTS	MOTHER				
		Alive	Deceased	Do not know	Total	
FROM SYRIA	FATHER	Alive	74.6%	0.9%	0.4%	75.9%
		Deceased	13.5%	2.7%	0.4%	16.6%
		Do not know	2.9%	0.2%	4.4%	7.5%
		Total	91.1%	3.8%	5.1%	100.0%

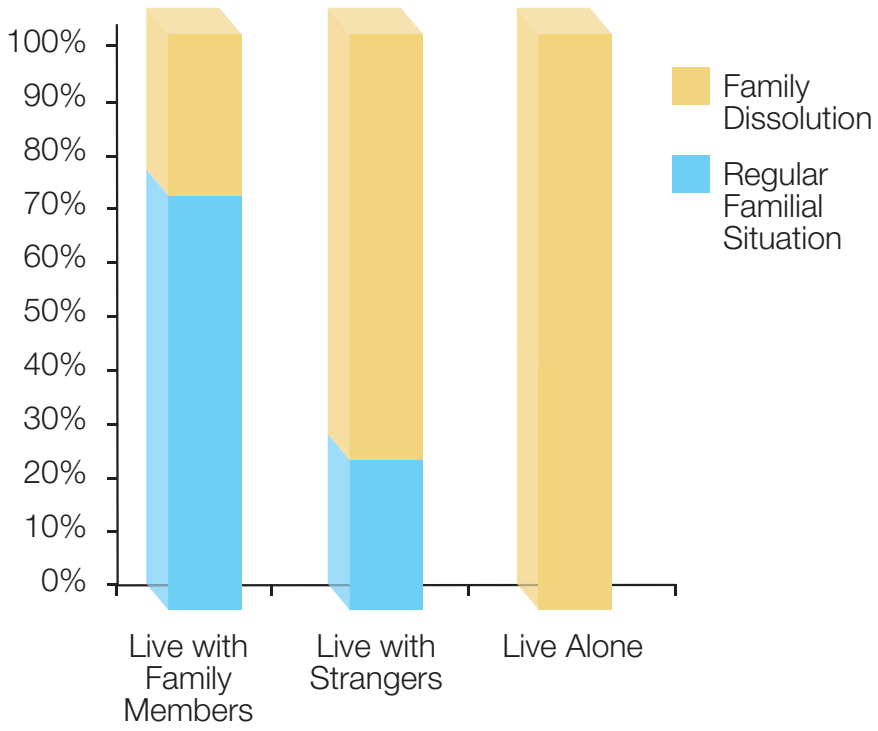
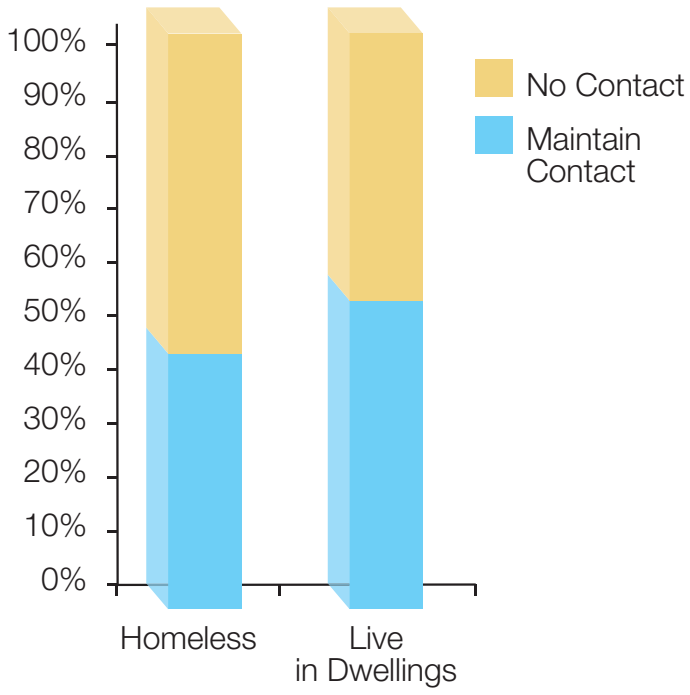
<sup>56</sup> Whether alive or deceased.

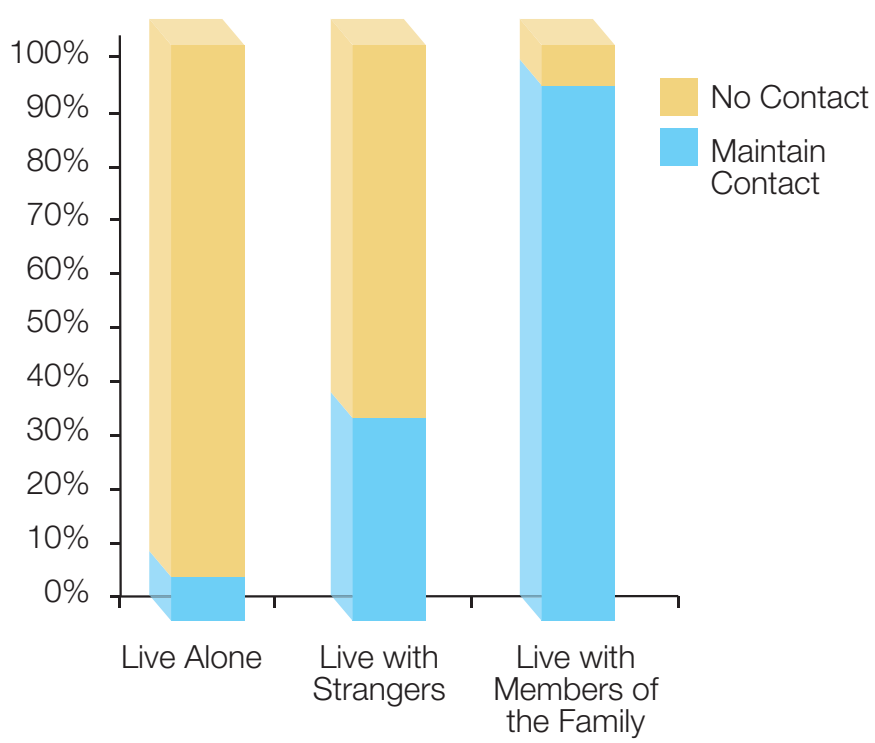
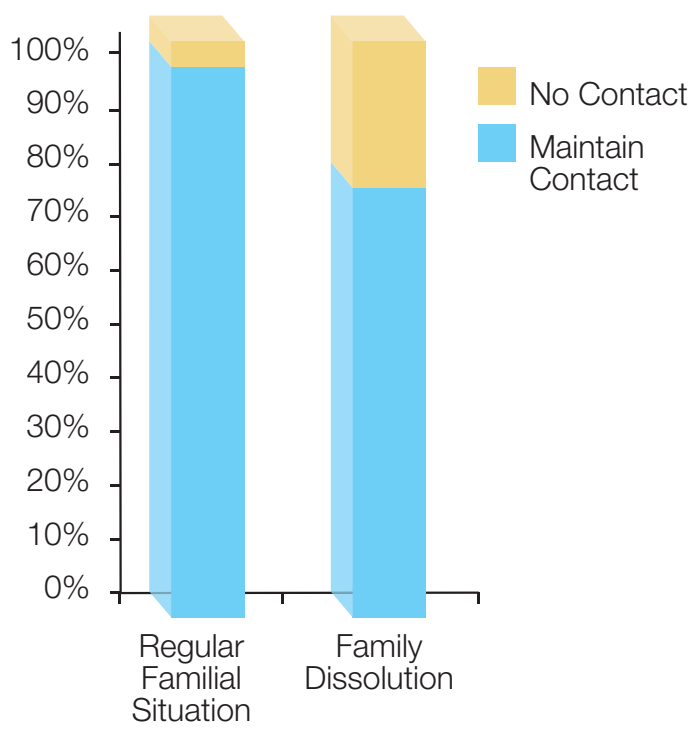
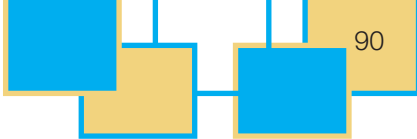
# ANNEX VII: FIGURES THAT ILLUSTRATE CORRELATIONS BETWEEN TYPES OF DWELLING, FORM OF FAMILIES, HOUSEHOLD MEMBERS AND CONTACTS WITH FAMILY<sup>57</sup>



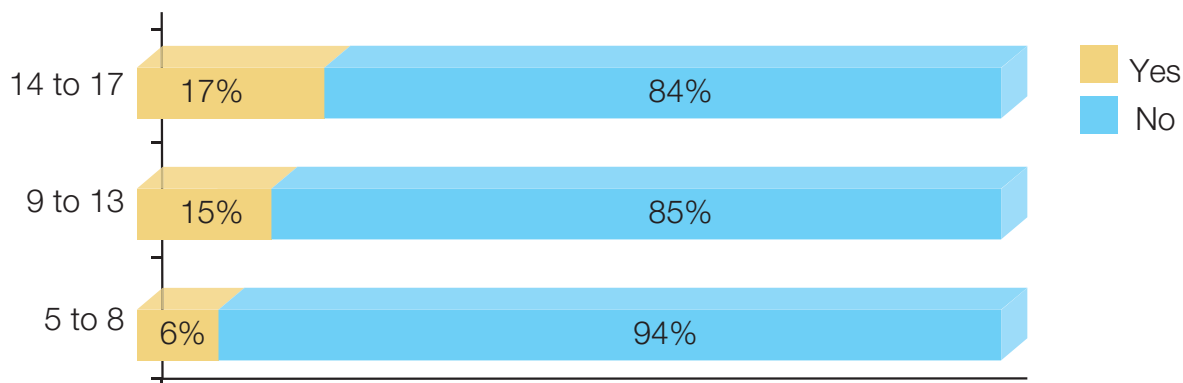
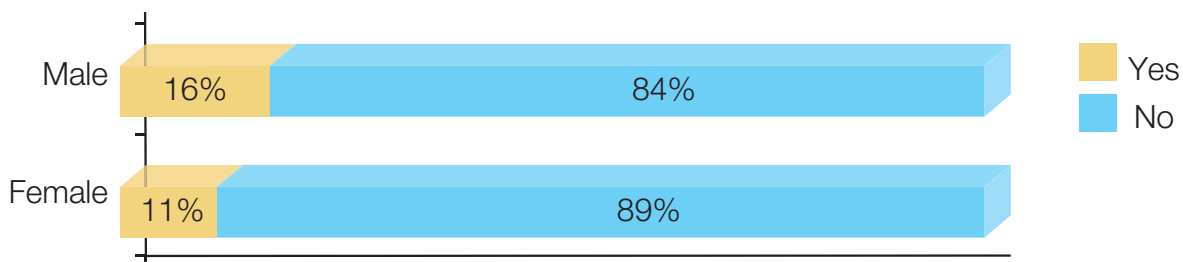
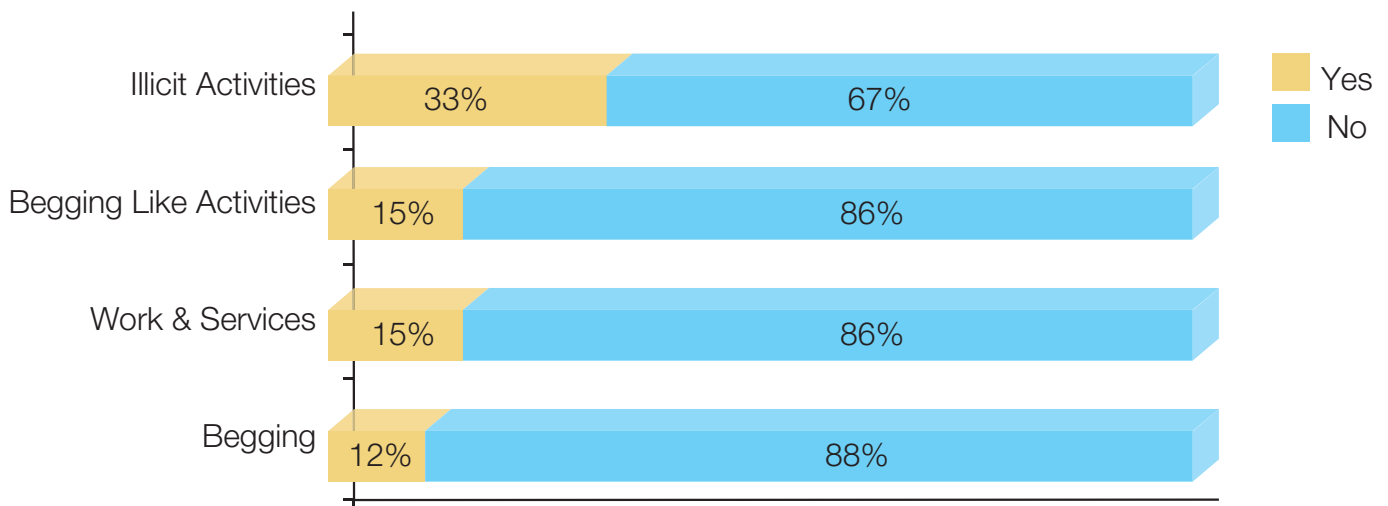
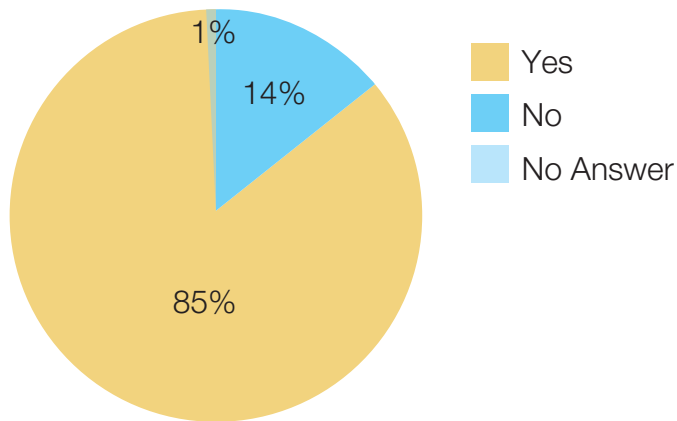
<sup>57</sup> 'Regular familial situations' refers to a situation where both parents of a street-based child are alive, married and live together.

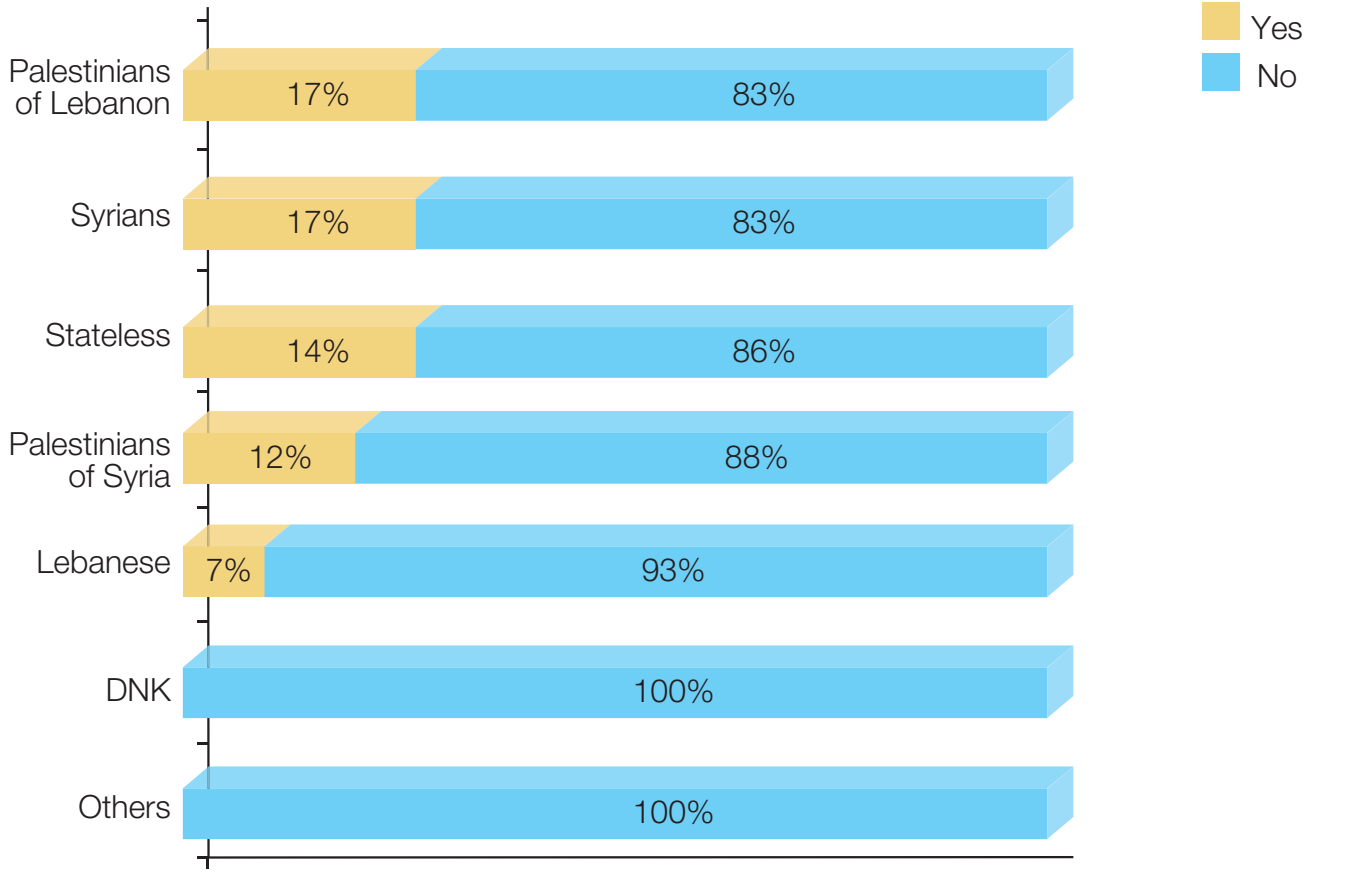
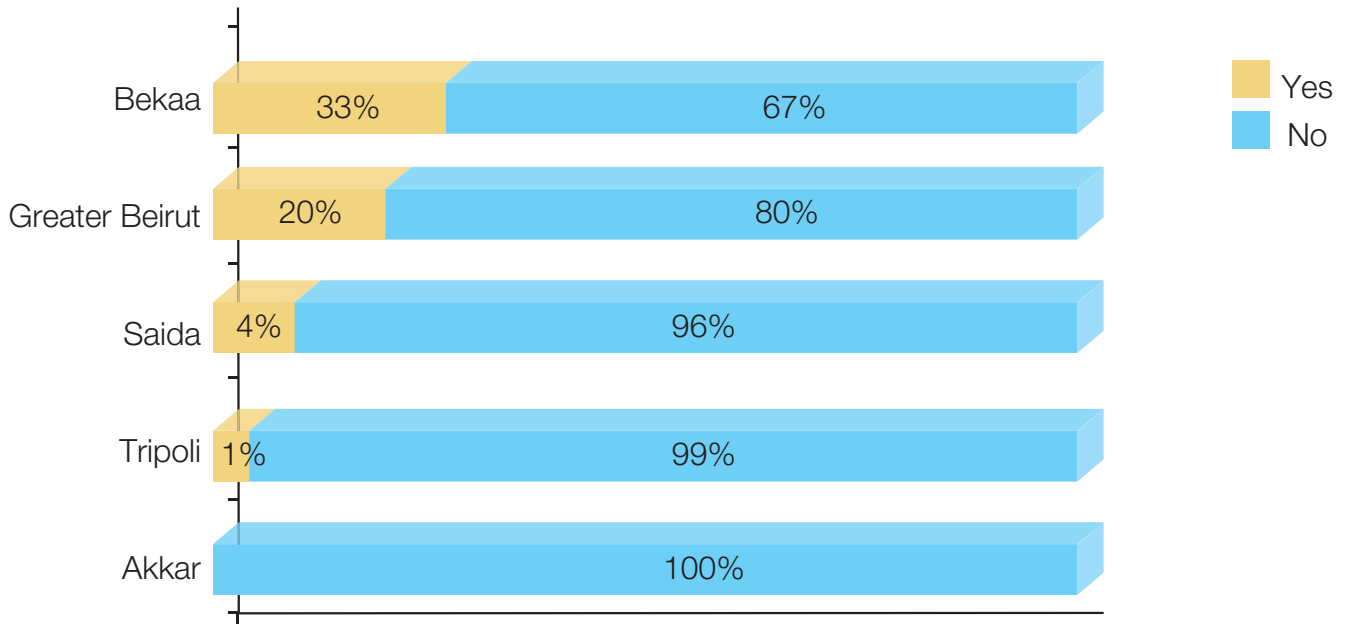






## ANNEX VIII: FIGURES THAT ILLUSTRATE THE SHARE OF SBC ARRESTED BY THE POLICE AND THEIR TYPE OF WORK, GENDER, AGE GROUP, REGION OR RESIDENCE AND NATIONALITY





# ANNEX IX: NATIONAL POLICY, LEGAL FRAMEWORK AND INSTITUTIONAL SETUP

## 1. NATIONAL POLICY AND STRATEGIES

### a. Prevalent socioeconomic model

Lebanon is a small country with a total surface area of 10,452 square kilometres. Its native population<sup>58</sup> reached 4.4 million in 2012, and based on the latest growth trends, is projected to exceed 4.5 million<sup>59</sup> by the end of 2014. Due to its small size, the population density is one of the highest in the world. Lebanon was ranked 15<sup>th</sup> globally in 2004 in terms of population density with 368 people per square kilometre; the ranking rose to 28<sup>th</sup> amongst all countries and territories with 406 people per square kilometre in 2009. By the end of 2012, estimated population density was 423 people per square kilometre.<sup>60</sup>

There was rapid urbanisation in the 1950s, with half of the population in urban areas by 1959. This figure surged to 74 percent by 1980, and reached over 87 percent by 2010. Such urbanisation is particularly concentrated in the capital and its suburbs due to regional imbalances in terms of economic activity, infrastructure and social services, with over one-half (52.5 percent) of the urban population in Beirut (the only urban agglomeration of more than 1 million people).<sup>61</sup>

Lebanon's economy since independence has operated according to open and free market principles with a relatively small state sector.<sup>62,63</sup> According to Lebanon's Ministry of Finance, the private sector accounts for 85 percent of national expenditure.<sup>64</sup>

The country has limited natural resources and the economy is highly dependent on the tertiary sector (mostly services), amounting to nearly three quarters of its total gross domestic product (GDP) as of 2010 (72.9 percent). Two sub-sectors of the tertiary sector together constitute 61 percent of the total GDP: market services (33.5 percent) and trade (27.5 percent).<sup>65</sup> According to a study conducted by the IMF on the sectoral breakdown of GDP growth, during the period from 1997 to 2008 "services - mainly trade, telecoms, and banks - were the main contributors to GDP growth in Lebanon, while industry and agriculture<sup>66</sup> contributed relatively modestly. Specifically, between 1997 and 2008, while GDP grew by a cumulative 40.9 percent, services contributed a total of 30.6 percentage points<sup>67</sup> (in particular retail and wholesale trade, transport and communication, financial services, education, health, and business services)."<sup>68</sup>

As these results show, the secondary and primary sectors were growing at much lower ("modest") rates compared to the tertiary sector. Such economic imbalances have led to the following economic issues:

- **Foreign Trade:** "Lebanon is a predominantly importing country characterized by large trade deficits"<sup>69</sup>. The trade balance deficit amounted to US\$14.6 billion in 2012.

<sup>58</sup> Refers to World Bank database: World Development Indicators.

<sup>59</sup> This figure does not include over 1.1 million officially registered Syrian refugees in Lebanon.

<sup>60</sup> Ibid. This figure also indicates population density before the Syrian refugee crisis in Lebanon.

<sup>61</sup> The population of Beirut was 1.9 million in 2010.

<sup>62</sup> Ministry of Finance (2013), 'Lebanon - Country Profile 2013'

<sup>63</sup> Ibid p. 24. An 'open and free market economy' also means the following: 1) domestic free trade and investment policies; 2) free market pricing for most goods and services; 3) unrestricted exchange and trade system or 'the absence of exchange controls in Lebanon allows foreign investors to import and export capital freely in any form they wish'; 4) extensive links with the developed world in practically all economic activities; 5) the GOL maintaining a non-interventionist stance towards private investment; and 6) public ownership limited to infrastructure and utilities.

<sup>64</sup> Ibid p. 24.

<sup>65</sup> Ibid p. 35.

<sup>66</sup> The agricultural sector contributed 9.9 percent of total GDP in 1972, declining to 4.7 percent in 2010.

<sup>67</sup> According to the study, 'services' excludes sub-sectors such as public administration. If added, the tertiary sector would contribute 34 percentage points to the 40.9 percent cumulative growth of GDP during the period 1997-2008, while the secondary and primary sectors would barely contribute almost 5 and over 1 percentage points respectively.

<sup>68</sup> Eric Mottu and Najla Nakhle (2010): Lebanon: Real GDP Growth Analysis - IMF Resident Representative Office in Lebanon

<sup>69</sup> Ministry of Finance, op. cit., p. 43.

- **Public Finance:** The fiscal deficit was L.L. 5.9 trillion (US\$3.9 billion) in 2012, a 67.6 percent increase compared to the previous year (2011). The 2012 fiscal deficit was due to low total revenues (0.7 percent year-on-year increase) and the expansion in total expenditure (14 percent increase year-on-year).
- **Tax System:** Tax revenues constituted almost 72 percent of total government revenues in 2012, but have nonetheless been skewed in favour of the more upper income earners. While the government cut the tax on dividends in half, from 10 percent to 5 percent in 2000, in 2002 it raised indirect taxes on goods and services, specifically value added tax to a single rate of 10 percent.<sup>69</sup>
- **Labour Market:** According to the World Bank, unemployment reached 11 percent in 2010. Women are particularly affected (18 percent) as are the youth (34 percent). However, as a result of the Syrian refugee crisis, it is projected that unemployment could double to reach over 20 percent by the end of 2014.<sup>70</sup>
- **Public Debt:** The gross public debt exceeded L.L. 99,454 billion (US\$ 65.97 billion) by the third quarter of 2014,<sup>71</sup> reaching some 146 percent of public debt to GDP (the debt-to-GDP ratio has fallen from its historic high of 169 percent in 2006 due to restructuring of debt at the Paris II Conference in 2005, and Emergency Post-Conflict Assistance from the Paris III Conference in 2007).

The structural root causes of the country's economic situation are to be found in the post-civil war "Reconstruction Plans" of the early 1990s: "Major policies and plans were adopted, which focused on the rehabilitation and development of infrastructure, as well as on vital public facilities ... little was done to incorporate them into a global approach addressing major macro-economic imbalances, enhancing development sectors, and reforming public institutions ... There was much less focus during this period on social issues and needs ... This has led to a significant degradation of the standard of living of Lebanese people, high rates of poverty and poor availability and access to state social, health and educational services".<sup>72</sup>

Other non-economic factors including political and security risks negatively influence social and human development in Lebanon: the Lebanese Civil War (1975-1990); the 22 year Israeli occupation of Southern Lebanon (1978-2000) and other associated conflicts, particularly the assassination of former premier Rafiq Hariri (2005), the July War (2006); the 29 year presence of Syrian troops in Lebanon (1976-2005); a series of assassinations of major political and security figures, especially during the post Rafiq Hariri assassination era (2005-2012); car bombings in civilian areas; the fight against terrorism, such as in Nahr Al-Bared (2007) and Saida (2013); armed clashes between various Lebanese factions in Beirut (2008) and Tripoli (2012); and among others, armed clashes across the border with Syria, by both the Syrian army and anti-regime militants, especially in Aarsal (2014).

Economic inequality and civil unrest have been compounded over the past four years by the regional crises and the influx of Syrian refugees, equivalent to around a quarter of Lebanon's population. A report produced by the World Bank assessing the impact of the Syrian crisis in 2012-2014 may:

- 1) Cut real GDP growth by 2.9 percentage points each year, entailing large losses in terms of wages, profits, taxes, private consumption and investment;
- 2) depress government revenue collection by US\$1.5 billion while simultaneously increasing government expenditure by US\$1.1 billion due to the surge in demand for public services, bringing the total fiscal impact to US\$2.6 billion. This is "unsustainable given Lebanon's initial weak public finances";

<sup>69</sup> VAT is subject to exemptions on certain medical and educational services, in addition to diesel (since 2012).

<sup>70</sup> World Bank (2013): 'Lebanon-Economic and Social Impact Assessment of the Syrian Conflict', World Bank Poverty Reduction and Economic Management Department.

<sup>71</sup> Ministry of Finance Lebanon (2014), 'Debt and Debt Markets- A Quarterly Bulletin of the Ministry of Finance'

<sup>72</sup> Hayat Osseiran (2012), Action Against Child Labour in Lebanon, 'A mapping of Policy and Normative Initiatives', International Labour Organization, Regional Office for Arab States.

3) exacerbate already difficult labour market conditions and result in further unemployment and informality. The influx of Syrian refugees is expected to increase labour supply by between 30 and 50 percent with the largest impacts on women, youth, and unskilled workers. The overall unemployment rate and the share of informal work in total employment could both increase each by up to 10 percentage points. Hence, an additional 220,000 to 324,000 Lebanese, primarily unskilled youth, are expected to become unemployed, thus doubling the unemployment rate to over 20 percent; and

4) push approximately 170,000 additional Lebanese citizens into poverty while the existing poor will fall deeper into poverty. Prior to the Syrian conflict, poverty in Lebanon was significant and regional disparities in living conditions were acute. Nearly 1 million Lebanese were estimated to be poor (living on less than USD\$ 4 per day). Social safety nets (SSN) were weak, fragmented and poorly targeted according to the report which states: "The conflict is estimated to negatively and materially affect the poverty, livelihoods, health and human capital conditions of the Lebanese people."

## **b. National strategies and action plans**

In order to curb the aforementioned socioeconomic trends, the GOL adopted several national policy and reform plans, especially those concerning social strategies and action plans, in addition to special attention given to child labour issues and enhancing the quality of education.

Over the last decade the state has worked to improve social development as a whole through policies and programmes aimed at addressing the most vulnerable and marginalised elements of society (including SBC and child labour issues). These strategies constitute a national framework for necessary legal and institutional reforms, and act as an umbrella for actual interventions at the executive and administrative branches of the state, as well as grassroots actions at the civil society level.

## **c. National Policy and Programme Framework**

Aimed at combating child labour with a special emphasis on its worst forms, MOL signed a Memorandum of Understanding with the ILO International Programme for Elimination of Child Labour (IPEC) and launched a programme to combat child labour in June 2000.

In 2005, the state enacted the National Policy and Programme Framework (NPPF) on Child Labour, which was prepared by the MOL and IPEC in coordination with other partners.<sup>73</sup> It is considered the first official policy paper prepared by a Lebanese ministry that focuses specifically on child labour issues. In 2009, a ministerial declaration targeted issues related to marginalised children and SBC. The objectives of the NPPF include the ratification and effective implementation of ILO child labour conventions, the establishment of a data bank on child labour, and to put in place concrete measures to end child labour, especially its WFCL.

## **d. National Action Plan to Eliminate the Worst Forms of Child Labour in Lebanon by 2016**

In 2012, the GOL prepared, in close cooperation with the ILO, the National Action Plan to Eliminate the Worst Forms of Child Labour in Lebanon by 2016.

Launched on 7 November 2013, the NAP revolves around 11 strategic areas:

<sup>73</sup> Other partners include governmental and non-governmental stake holders, in addition to the concerned Lebanese Parliamentarian Committees for Labour, Health, Social Affairs, Education and Child Rights.

1. Legislation and law enforcement
2. Free and compulsory education
3. Integration in the educational system
4. Economic opportunities for parents and youth of working age
5. Capacity building and development
6. Development services centres
7. Local authorities
8. Local community and community leaders
9. Prevention
10. Withdrawal
11. Rehabilitation.<sup>74</sup>

#### **e. The Social Action Plan**

In its efforts to reduce poverty, improve social indicators, and achieve the Millennium Development Goals (MDGs), the GOL developed a Social Action Plan (SAP). In 2007, it was submitted to the International Conference for Support to Lebanon (Paris III). The SAP proposed social reforms, summarised as follows:

1. Improving Social Indicators, which include measures by the:
  - a. GOL to formulate a comprehensive social strategy;
  - b. GOL to form an inter-ministerial committee (IMC) with the main tasks of coordinating government efforts and elaborating an overall social strategy; and
  - c. the IMC to be concerned with the monitoring and evaluation of social safety nets programs and the establishment of a social database.
2. Improving Efficiency of Social Programmes by:
  - a. Providing targeting and delivery mechanisms; and
  - b. the adoption of a strategic Statistical Master Plan.
3. Reduce poverty, including through proposed programme to eradicate WFCL, and combat child labour under the legal age, as well as protect children at risk of delinquency;
4. Improve access to primary education;
5. Improve access to basic health care;
6. Introduce local development programs; and
7. Strengthen existing SSNs as well as put in place new safety net schemes.

#### **f. The National Education Strategy**

Based on the recommendations of SAP, a National Education Strategy (NES) was developed in 2010. The NES focused on a set of five priority objectives:

<sup>74</sup>Ministry of Labor: 'National Action Plan to Eliminate Worst Forms of Child Labour in Lebanon by 2016 – Executive Summary', ILO and National Steering Committee Against Child Labour.



1. Making education available on the basis of equal opportunity to:
  - a. Increase the percentage of three to five year olds enrolled in public kindergartens;
  - b. improve retention and achievement; and
  - c. adequate and equitable distribution of school facilities in all regions.
2. Providing quality education:
  - a. Promote the professional development of the teaching workforce and formulate mechanisms for the efficient distribution of teachers in public schools;
  - b. modernise school management; and
  - c. implement Achievement Assessment and Curriculum Development;
3. Provide education that contributes to social integration;
4. Providing education that contributes to economic development;
5. Governance of education:
  - a. Enhance the work-flow effectiveness between the various units of MEHE;
  - b. develop a Management Information System;
  - c. development procedures and practices from an “item-based” budget to the “performance-based” budget; and
  - d. assess the effectiveness of sector development programmes through indicators and specific data.

### **g. The National Social Development Strategy of Lebanon**

The National Social Development Strategy (NSDS) was developed in 2011. The following are some of the most pertinent topics:

1. Strengthen social protection:
  - a. Develop an unemployment fund;
  - b. extend the coverage of protection schemes to all workers, without any discrimination;
  - c. provide livelihood assistance to vulnerable households;
  - d. establish a comprehensive social, health and educational programme to protect working children; and
  - e. eradicate the worst forms of child labour and keep children off the streets;
2. Provide quality education in basic formal education, and vocational and technical education; and
3. Improve opportunities for equitable and safe employment:
  - a. Encourage and enforce formalisation of enterprises and workers; and
  - b. ensure a safe work environment through reinforcing laws and empowering labour inspectors.

## **h. Draft National Strategy for the Prevention, Protection, Rehabilitation and Re-Integration of Street Children**

The Higher Council for Childhood (HCC) finalised a draft strategy in 2011, which directly targets the prevention, protection, rehabilitation and re-integration of street children. The set objectives of the strategy proposed the following:

### **1. Review and revise the policies, legislation and other measures to ensure better legal protection for street children:**

- a. Recommend amendments to the laws pertaining to street children;
- b. criminalise exploiters, whether they are parents or other adults, and increase penalties;
- c. formulation of legal procedures to ensure effective execution of sentences against those who exploit children and expose them to street hazards;
- d. founding a custody system and legal representation;
- e. assure the street children's best interests in all procedures.

### **2. Capacity building:**

- a. Capacity building and development of the concerned stakeholders, such as:
  - i. specialised institutions for street children;
  - ii. Interior security forces; and
  - iii. parents of street children.
- b. initiate the administrative units and their role in following-up street children issues;
- c. upgrade the specialised judicial body;
- d. training of dedicated personnel within NGOs and other concerned parties; and
- e. producing a database for street children.

### **3. Raising awareness:**

- a. Promote a special culture of prevention, protection, rehabilitation and re-integration of street children;
- b. raise general public awareness and advocacy on street children, and change the negative attitudes towards such children; and
- c. gain support and assistance to solve this issue.

### **4. Rehabilitation and re-integration of street children (on the educational, social and economic levels):**

- a. Creating individual and collective programmes specific to street children; and
- b. empowering street children.

### **i. Draft Strategy for Prevention and Protection of Children from all Forms of Abuse, Maltreatment and Neglect**

The HCC finalised a draft strategy regarding the prevention and protection of children from all forms of

abuse and maltreatment. The following objectives were proposed:

### **1. Legal Framework:**

- a. Ensuring the provision of policies, legislation and procedures for the legal protection of victimised and at-risk children;
- b. strengthen child protection programmes and policies within the judicial body;
- c. promote a legal culture of children protection;

### **2. Capacity building:**

- a. Capacity building of the concerned stakeholders;
- b. capacity building on parental treatment with children;
- c. establishment of specialised child protection institutions;
- d. provide primary qualification and training;
- e. adopt child protection policy in all related institutions (educational, judicial and work place); and
- f. ensure quality services related to prevention, protection and rehabilitation of children.

### **3. Raising awareness:**

- a. Raising the level of awareness and opposition to violence against children.
- b. Strengthen the promotional and educational role of media.

### **4. Mechanisms for monitoring, complaints and reporting:**

- a. Establishment of systems for monitoring and reporting.
- b. Strengthen research and create a database on abused and at-risk children.
- c. Participation of children in confronting violence against them.

As of 2014, these strategies and plans were only partially implemented. According to in-depth interviews conducted with state officials, the GOL has produced enough policy papers but lacks the political will to realise set strategies. Other officials, while praising the prevalent strategy frameworks, blamed the lack of funds for implementing the set schemes.

## **1. LEGAL FRAMEWORK**

Although the legislative sector is relatively quite advanced in theory, in order to tackle child-labour issues in Lebanon in practice, further efforts are required such as the revision child-related laws and improvements to legal protection for children as a whole.

## Background

The first laws and regulations pertaining to child-related issues were passed in the early years of the modern Lebanese state, including the laws of nationality (1925), the Penal Code (1943), the Labour Code (1946), and Personal Status Law (1951). Even during the turmoil of the civil war, legislation concerning child labour was revised and amended, such as decrees passed in 1977 establishing a minimum wage in industry and a prohibition on forced or compulsory labour.

As earlier ILO reports on child labour have pointed out, child-related laws and regulations comprise a wide spectrum of issues and are scattered across different legal domains.<sup>75</sup>

In this section, we will assess improvements to legislation that directly concern SBC and children involved in illicit activities, as well as indirectly, laws pertaining to children's rights and access to basic services.

### a. Conventions and protocols

Lebanon has developed laws and regulations in compliance with international standards on a host of issues. It was one of the first Arab countries to ratify ILO child labour conventions such as the Worst Forms of Child Labour Convention (No. 182), 1999 and the Minimum Age Convention (No. 138), 1973 as well as the CRC in 1991. Moreover, Lebanon displayed a commitment to child protection as far back as 1962 with the ratification of the Night Work of Young Persons (Industry) Convention (No. 6), 1919.<sup>76</sup>

To date the GOL has signed and ratified the following Arab and international conventions related to child labour laws and child rights:

<sup>75</sup> Osseiran, op. cit.

<sup>76</sup> Ibid, p. 25 and p. 53.

#	INTERNATIONAL CONVENTION/PROTOCOL	YEAR OF RATIFICATION /SIGNATURE
1	ILO Night Work of Young Persons (Industry) Convention (Revised) (No. 90), 1948	1962
2	ILO Minimum Age (Trimmers and Stokers) Convention (No. 15), 1921	1977
3	ILO Forced Labour Convention (No. 29), 1930	1977
4	ILO Minimum Age (Industry) Convention (Revised) (No. 59), 1937	1977
5	ILO Medical Examination of Young Persons (Industry) Convention (No. 77), 1946	1977
6	ILO Medical Examination of Young Persons (Non-Industrial Occupations) Convention (No. 78), 1946	1977
7	ILO Forced Labour Convention (No. 105), 1957	1977
8	ILO Maximum Weight Convention (No. 127), 1967	1977
9	ILO Minimum Age (Sea) Convention (Revised) (No. 58), 1936	1983
10	ILO Certification of Able Seamen Convention (No. 74), 1946	1983
11	Arab Charter of Human Rights	1990
12	Convention on the Rights of the Child	1991
13	ILO Benzene Convention (No. 136), 1971	1999
14	Arab Labour Organization Conventions Nos.1 and 18	2000
15	ILO Worst Forms of Child Labour Convention (No. 182), 1999, and Recommendation No. 190	2001
16	ILO Minimum Age Convention (No. 138), 1973	2003
17	CRC Optional Protocol on the sale of children, child prostitution and child pornography in 2004	2004
18	Convention against Transactional Organized Crime and Protocol to Prevent, Suppress and Punish Trafficking in Persons, especially Women and Children	2005
19	Draft Rabat Declaration on Child's Issues in the Islamic World	2005

Figure 46: List of international conventions and protocols the GOL has signed or ratified

That said, Lebanon has failed to sign and ratify important international conventions that are considered sensitive to the country's sectarian social and political context. These include the 1993 Hague Convention on Protection of Children and Cooperation in Respect of Inter-country Adoption, and the 1951 Convention Relating to the Status of Refugees. While Lebanon acceded to the Convention on the Elimination of all Forms of Discrimination against Women in 1997, it maintains reservations to articles concerning equal rights with regards to nationality, as well as in marriage and family life.

## b. Personal status laws

Due to Lebanon's confessional political regime, the authority to issue personal status laws that organize family status, marriage, custody, adoption, inheritance, et al. is vested in religious (sectarian) institutions. As a result, a multiplicity of personal status laws, some of which contradict the state's civil personal registry laws, exist, and registration procedures are unduly cumbersome, as they must be performed at both public and religious institutions. This applies, for instance, to marriage. Because there are no civil marriage laws in Lebanon, matrimony is conducted by sectarian institutions. However, couples must still officially register their marriage at the personal registry. If they fail to do so, they cannot register the births of children, who are subsequently considered ineligible for Lebanese nationality. In many cases, children risk becoming stateless because of the duality and complexity of Lebanese personal status and registration laws.

## c. Legal definitions

In Lebanon, the minimum age for marriage and age of custody, which is governed by personal status laws, differs across sectarian institutions. The Duties and Contracts Act of the Civil Code, and some provisions of the Criminal Code, however, offer the most widely accepted definition of the child in Lebanon. Articles 215 to 218 of the Duties and Contract Act, for example, set the age at which a person can be bound by contractual engagements at 18, implying that childhood has ended, something which also falls in line with CRC and ILO Convention norms<sup>77</sup>. The relatively new child protection law, Law 422 (2002) also defines juveniles as those under the age of 18.

## d. Labour code and child labour

Issued in 1946, the Labour Code contained several out-dated provisions, which have since been amended in compliance with international conventions. Progress in child labour laws and regulations are illustrated below. They include:

**The Minimum Age:** The Labour Code of 1946 set a minimum age of eight years for employment. Law 536 (1996) increased the minimum working age to 14 years, in line with Convention No. 138. Law 400 (2002) also authorized the Lebanese Government to ratify ILO convention 138 concerning minimum age, in general.

Moreover, a minimum age was gradually instated for specific employment sectors in compliance with ILO conventions, including:

- In 1962, the minimum age for industrial night work was set at 18 years.
- In 1977, the minimum age for industrial work was set at 15 years.
- In 1983, the minimum age for seafarers and seamen was set at 15 and 18 years, respectively.
- In 1999, the minimum age for activities involving exposure to gasoline was set at 18 years.

**The Maximum Hours of Daily Work:** The 1946 Labour Code provisioned a maximum of seven hours of daily work for children between the ages of eight and 15. In 1999, Law 91 decreased the maximum working hours to six for children between the ages of 14 and 17 years (in accordance with the revised mandatory minimum age).

<sup>77</sup> Ibid.

**The Minimum Number of Hours of Daily Rest:** The 1946 Labour Code did not mention resting hours for working children. In 1962, Decree no. 9824 included a clause concerning industrial night work for children between ages eight and 17, mandating 13 consecutive hours of minimum daily rest. Later, Law 91 (1999) extended the same daily rest period to children between 14 and 17 years, in all employment sectors.

**Daily rest during working days:** The 1946 Labour Code provided one hour of rest after 4 consecutive working hours for children between the ages of eight and 15. Law 91 (1999) extended rest hours for children aged 14 to 17 years.

**Prohibited Work and Activities for Minors:** The Labour Code set two annexes containing lists of prohibited activities for minors between the ages of eight and 13 working in mechanical industries and hazardous conditions, and between 13 and 15 years for hazardous work. This was revised in Law 536 (1996) and again in 1999 with Decree no. 700, which raised the age in both groups. In 2012, Decree no. 8987 contained major amendments, in compliance with ILO Conventions No. 138 and No. 182. Decree no. 8987 specified employment types prohibited for minors under the ages of 16 and 18, respectively, for certain work that may harm children's health, safety or morals. The decree also strictly defined a list of the WFCL from which minors are excluded, including working on the streets, forced labour, and trafficking of children.

Decree no. 3273 in 2000 delegated the implementation of all laws and decrees pertaining to working conditions and protection of employees to the MOL. This included the implementing provisions of ILO Conventions No. 182 and No. 138, and imposing appropriate sanctions.

**Despite the progress made through amendments to the Labour Code over the years, further changes are required to fall in line with international labour standards.**

Article 7 of the current Labour Code, for example, excludes domestic workers and employees in agriculture and family businesses from its provisions. It also does not apply to Palestine refugee children. Moreover, the minimum age should be raised from 14 to 15 years.

In 2011, the MOL revised the Labour Code and presented a new draft that includes a number of provisions, prohibiting children under the age of 18 from engaging in any type of hazardous work and permitting only light work for children aged 13. The new draft further mandated labour inspections for the informal sector, with the exception of domestic labour.

Topic	Age	Details	Section	Law and Regulation	Date of Issuance	Int.	Date of Issuance	Timeline
Minimum Age	5		All Sectors	Labour law	23-Sep-1946	*	*	
	14		All Sectors	Law no. 536	24-Jul-1996	*	*	
	15		Industrial Night Work	Decree no. 3028	22-Jun-1962	S.O. Convention No. 91	1994 (Repealed)	
	16		Industry	Decree no. 7787	25-Jun-1977	S.O. Convention No. 91	1927 (Repealed)	
	16	Outward	Teachers and Students	Decree no. 700	25-Jun-1977	S.O. Convention No. 91	1927	
	16		Teachers	Decree no. 700	9-Sep-1983	S.O. Convention No. 91	1927 (Repealed)	
	16	Certification of Able Seamen	Seamen	Decree no. 888	8-Sep-1983	S.O. Convention No. 91	1946	
	16		Activities involving exposure to asbestos	Decree no. 78	25-Oct-1998	S.O. Convention No. 106	1961	
	*	Authorized the government to ratify ILO Convention 128 concerning minimum age	All Sectors	Law no. 486	5-Jun-2002	S.O. Convention No. 128	2002	
	Prohibited Works and Activities for Minors	13-15		Mechanics of Industries & Hazardous Work (Annex # 1)	Labour law	23-Sep-1946	*	*
13-15			Hazardous Work (Annex # 1)	Labour law	23-Sep-1946	*	*	
14-15			Industry & Hazardous Work (Annex # 1 and 2)	Law no. 536	24-Jul-1996	*	*	
16		The State to Determine such Types of Work	Hazardous Work (VFCCL)	Law no. 536	24-Jul-1996	*	*	
14-15		Outward	Hazardous Work (Annex # 1 - Amended)	Decree no. 700	25-Aug-1999	S.O. Convention No. 91	1927 (Repealed)	
14-15		Outward	Hazardous Work (Annex # 2 - Amended)	Decree no. 700	25-Aug-1999	S.O. Convention No. 91	1927 (Repealed)	
14-15			Hazardous Work (Annex # 1 - Re-amended)	Decree no. 2007	29-Sep-2010	S.O. Convention No. 128 & 91	1994	
Medical Examination	14-15	Pre-require for Employment & Annual Medical Examinations	Hazardous Work (Annex # 2)	Labour law	23-Sep-1946	*	*	
	16-18	Pre-require for Employment & Annual Medical Examinations	Industry	Decree no. 70	25-Jun-1977	S.O. Convention No. 77	1946	
	16-18	Pre-require for Employment & Annual Medical Examinations	Non-Industrial Occupations	Decree no. 70	25-Jun-1977	S.O. Convention No. 79	1946	
	14-15	Pre-require for Employment & Annual Medical Examinations	All Sectors	Law no. 536	24-Jul-1996	*	*	
You should Training and Technical Education	13-15	Allow to work - pre-conditioned	Craftsmanship Training & Charity Institutions	Labour law	23-Sep-1946	*	*	
	13-17	Allow to work - pre-conditioned	Craftsmanship Training	Law no. 91	16-Jun-1999	*	*	
	14-17	Training is not considered as work - Medical Present - Minimum Instruction	Industry	Decree no. 700	25-Aug-1999	S.O. Convention No. 91	1927 (Repealed)	
Consecutive Working Hours	16-18	Pre-require for Employment	Hazardous Work (Annex # 2 - Re-amended)	Decree no. 8887	29-Sep-2010	S.O. Convention No. 128 & 91	1994	
	13-15	4 Hours	All Sectors	Labour law	23-Sep-1946	*	*	
Minimum Hours of Daily Work	13-15	7 Hours	All Sectors	Labour law	23-Sep-1946	*	*	
	14-17	6 Hours	All Sectors	Law no. 91	16-Jun-1999	*	*	
	13-17	12 Consecutive Hours	Industrial Night Work	Decree no. 3028	22-Jun-1962	S.O. Convention No. 91	1994 (Repealed)	
First Breaks during the working day	14-17	12 Consecutive Hours	All Sectors	Law no. 91	16-Jun-1999	*	*	
	13-15	at least after 4 consecutive working hours	All Sectors	Labour law	23-Sep-1946	*	*	
	14-17	at least after 4 consecutive working hours	All Sectors	Law no. 91	16-Jun-1999	*	*	
Overtime	14-17	Prohibited	All Sectors	Law no. 91	16-Jun-1999	*	*	
	14-15	Prohibited	All Sectors	Law no. 91	24-Aug-2004	Anti-Labour Exploitation No. 1 - Anti-Labour Exploitation No. 1	1994	
Weekly Rest	14-15	24 Consecutive Hours	All Sectors	Law no. 91	24-Aug-2004	Anti-Labour Exploitation No. 1	1994	
	14-17	21 Days	All Sectors	Law no. 91	16-Jun-1999	*	*	
Night Work	13-15	Prohibited between 7:00 pm and 6:00 am	All Sectors	Labour law	23-Sep-1946	*	*	
	13-17	Prohibited between 7:00 pm and 7:00 am	All Sectors	Law no. 91	16-Jun-1999	*	*	
Prohibition of Forced or Compulsory Labour	14		All Sectors	Decree no. 70	25-Jun-1977	S.O. Convention No. 29	1920	
	14		All Sectors	Decree no. 70	25-Jun-1977	S.O. Convention No. 95	1957	
Prohibition and Elimination of VFCCL Carried Loads	14	The State to Secure the safety Against VFCCL & Demolition of Items of Work	All Sectors	Law no. 328	2-Aug-2001	S.O. Convention No. 82	1998	
	13-17	Lighter Loads than Adults	All Sectors	Decree no. 70	25-Jun-1977	S.O. Convention No. 106	1967	

Figure 47: Child labour laws and regulations and amendments to the Labour Code (1946-2013)



## e. Access to basic services

Various laws and regulations mandate access to basic social services in Lebanon.

**Education:** Law 17 (2011) raised the age of mandatory access to compulsory free public education to 15 years. However, the executive decrees and implementation mechanisms for implementation are still lacking.

Law 220 (2000) decreed the rights of disabled children to a proper education and to enrol in all educational institutions.

Ministerial Decision no. 47 of 2003 exempted all public school students—including non-Lebanese students—in pre-school, first and second grades from registration fees.

**Health:** Decree no. 162 of 1999 and Decree no. 4265 of 2000 facilitate children's access to medical facilities, particularly at institutions receiving government funding. The decrees also allocate special departments for the care of children, as well as the set number of beds and vacancies for children.

**Social Security:** Article 80 of the Law 220 (2000) amended the Lebanese Social Security Code by providing social security benefits and cover to qualified beneficiaries' sons and daughters until the age of 25.

**Other:** Article 50 of the Public Budget Law and the annexed budget for the year 2000, provisioned discounted entrance to public transport and cultural activities for children under the age of 18 as well as disabled persons.

## f. Children in contravention of the Law

Law 422 (2002) entitles a child to legal protection if threatened or at risk, which is defined as:

- a child in a situation that exposes him/her to exploitation, or threatens his/her health, safety, morals, or upbringing;
- a child exposed to sexual abuse or physical violence that exceeds non-harmful, culturally acceptable disciplinary beating; or
- a child found begging or vagabonding.

A study conducted by Saint Joseph University (USJ) and the Child Frontiers consultancy on the Protection of Minors in Conflict with the Law or at Risk, praised the law as 'the first and most significant effort to create a legal framework for the delivery of protective services' and for establishing 'judicial processes for dealing with serious abuse' against children, by granting powers to children's judges and social workers the mandate to issue protective orders. However, the study warned, "Law 422 has a number of important limits. First of all, the law is essentially a juvenile justice law, not a comprehensive child protection law, and is therefore infrequently applied for child victims. Secondly, the law does not provide a series of welfare service measures, but creates a 'last resort' response mechanism for children already in crisis".<sup>78</sup>

<sup>78</sup> Ecole Libanaise de Formation Sociale, USJ and Child Frontiers, op. cit., p.p. 10-11.

Article 26 of the law is considered one of the most significant improvements, because it directs judges to base their decisions on the children's best interest. But, the study concludes, 'the law instructs judges to adopt the "appropriate measures" when a threatened child's risk of delinquency constitutes a penal issue, "such as in homelessness or vagabondage." This provision suggests both that homelessness and begging are criminal acts and that the appropriate response is criminal rather than protective. This conflation of protective and delinquency responses is inconsistent with international standards and with the protective approach to children in difficult situations.<sup>79</sup>

### **g. Street-based children**

Indeed, Article 610 of the Penal Code criminalizes many actions associated with begging, living and working on the streets. Articles 617 and 618 of the Penal Code, meanwhile, include provisions for punishment of adults and/or parents that permit or force a child to beg and/or work on the streets. Moreover, Law 164 (2011) increases penalties for trafficking and exploitation offences that result in a child begging.

### **h. Illicit activities and organized crime**

The 1943 Penal Code increases penalties for sexual abuse<sup>80</sup> of children (Article 505), and criminalizes prostitution, including when a child is involved (Article 523).

Law No. 414 (2002) further authorizes the GOL to ratify the Optional Protocol of CRC on the sale of children, child prostitution and child pornography.

Law 164 (2011) on human trafficking provides more severe penalties for trafficking and exploitation offences which force children to participate in breaking the law, prostitution, sexual exploitation, begging, slavery, forced labour, implications in armed conflicts, terrorist acts, organ removal and child pornography. It also widens the category of trafficking when a minor is involved, by making unnecessary any proof of force, violence, deception, abduction, or material favours. Lebanese law also criminalizes the organization of street child labour, with particular penalties for adults and criminal organizations. Article 617 and 618 of the Penal Code and Decree no. 340 (1943) provisions punishment of adults and/or parents who permit or force a child to beg or engage in street child labour.

### **i. Socially excluded segments**

The majority of SBC in Lebanon who are not of Syrian origin — such as the Dom, Arab Tribes and Turkmen — suffer from marginalisation that plausibly stem from either being stateless and/or excluded from wider society. It was only until the passing of the 1994 Naturalization Decree that many of these segments of society theoretically received their nationality rights.

The 1932 census was the last population census conducted in Lebanon, and remains the major reference for the identification of those who should be granted the Lebanese nationality. The 1932 Decree no. 8837 specifies the measures for issuing identity cards based on the census. Article 12 of the decree stipulates the registration of nomadic tribes residing in Lebanon for more than six months per year. In effect, this provision led to the exclusion of nomadic tribes that were not able to prove residence in Lebanon for more than six months per year.

<sup>79</sup> Ibid, p. 59.

<sup>80</sup> Sexual abuse, in general, is penalized by the Penal Code, Articles 505 to 520.

In light of the scarcity of research on SBC in Lebanon, the history and origins of the phenomenon remain undocumented. But Articles 619 and 620 of the Penal Code stipulate punishment for the Dom and nomads who are found wandering or panhandling without an identity card describing their physical measurements, or for those who have not applied for one. Article 620 was amended by Law 239 (1993), which removed the penalty of deportation. By nature, Law 239 is discriminatory, restricts freedom of movement, and is evidence of the continuing social exclusion of certain communities.

#	Law/Decree	Article	Date	Subject
1	Duties and Contracts Act	Articles 215 - 218	9-Mar-1932	Define the child indirectly by determining the age of 18 years, at which a person is competent to be bound by contractual engagements
2	Penal Code (Decree No. 340)	Article 186	1-Mar-1943	Permits the types of discipline inflicted on children by their parents and teachers as sanctioned by general customs
		Articles 505-520		Increases penalties for sexual abuse when committed on a child
		Article 523		Criminalizes prostitution, including when a child is involved
		Article 610		Criminalizes many actions associated with begging, living and working in the streets
		Article 617-618		Provisions for punishment of adults/parents that permit or force a child to beg/work in the street
3	Law on personal status documents	Article 11 onward	7-Dec-1951	Matters of birth registration
4	Decree No. 29/94		1-Sep-1994	Establishing of the Higher Council of Childhood
5	Act 686	Article 49 (amended)	1998	Free and compulsory public education up to the age of 12
6	Decree 162		1999	Child medical care
7	Public Budget Law and annexed budget for the year 2000	Article 50	14-Feb-2000	Half-price entrance for children aged 18 and under and disabled persons to archeological and tourist sites, museums, exhibitions and public transport
8	Law 220	Article 80 (Amending article 14, paragraph (d) of the Lebanese social security Code)	29-May-2000	Provides social security benefits and cover for sons and daughters until the age of 25, when their parents, whether male or female, are covered by social security
		Article 39		Rights of disabled child to have proper education
		Article 60		Rights of disabled child to join all educational institutions
9	Decree 4265		25-Oct-2000	Facilitated children's access to medical facilities, especially those supported by the government.
10	Decision No. 1130/m/2001	Article 41	10-Sep-2001	Prohibits corporal punishment in public schools
11	Signature of Optional Protocol of CRC		11-Feb-2002	On the involvement of children in armed conflict
12	Law 414		5-Jun-2002	Authorized the government to ratify the Optional Protocol to the Convention on the Rights of the Child on the sale of children, child prostitution and child pornography
13	Circular of the Public Prosecutor of the High Court no. 6/t/2003		7-Feb-2003	Prohibited persons under 18 years of age from entering bars and nightclubs
14	Law 422	In general	6-Jun-2002	Protection of juveniles in conflict with the law or at risk
		Article 25		Establishes judicial processes for dealing with serious abuse, violence, neglect and exploitation perpetrated against children
				Establishes the powers of judges and social workers to make protective orders for children at risk
				Provides for a statutory child protection response and for judicial decisions about a child's welfare to be made
				Considers a child engaged in prostitution as a child at risk and in need of protection
				Includes street children within the definition of children at risk
15	Ministry of Justice Circular 43/5		March 2003	Requiring the presence of a social worker and a lawyer with the child in conflict with the law
16	Ministerial Decision 47		18-Sep-2003	Exception of all public education students, including non-Lebanese, in pre-school, first and second grades from registration fees
17	Law 164	Article 586(1)	14-Aug-2011	Penalizes for trafficking and exploitation leading to child pornography
		Article 586(5)		Widens the category of trafficking when a minor is involved, by making unnecessary any proof of force, violence, deception, abduction, or material favours
				Increases penalties for trafficking and exploitation offences (leading to the prostitution of a minor) that result of in a child begging
				Provides more severe penalties for trafficking and exploitation offences which force children to participate in breaking the law, prostitution, sexual exploitation, begging, slavery, forced labour, implications in armed conflicts, terrorist acts and organ removal
18	Law of August 17, 2011		17-Aug-2011	Free and compulsory public education up to the age of 15
19	Decree No. 8987		2-Oct-2012	Prohibits employment of minors under the age of 18 in works that may harm their health, safety or morals
				Produced a list of works and activities (worst forms of child labour), which are totally prohibited for minors under 18
				Prohibits minors under age of 16 to be employed in works, which by their nature or circumstances in which they are carried-out, are likely to harm the health, safety or morals of children
				Produced a list of works prohibited for children under 16 years of age
				Included working on the streets or on the roads, forced labour, and trafficking of children in the list of WFCL

## 2. INSTITUTIONAL FRAMEWORK

On the institutional level, both governmental and non-governmental institutions constitute the main actors combating children living and working in the streets of Lebanon. The first official bodies concerned with child-based issues in Lebanon were established during the 1970s: In 1973 the Consultation Committee for Childhood and Youth was founded, and in 1978 a decree was issued on the formation of a national committee for the International Year of the Child.<sup>81</sup> Yet, the work of these early institutions was hampered by the civil war. It was only after the war ended that progress was made, influenced by the Lebanese government's ratification of the CRC.<sup>82</sup>

The early 1990s witnessed the proliferation of NGOs in Lebanon, including organizations focused on providing child protection. Nonetheless, pre-existing NGOs, as well as specialized institutions, continued to play a key role in providing essential services.

Most recently, the private sector has begun to display social responsibility in this regard. Banks, private companies and the Association of Lebanese Industrialists (ALI) came together for the ILO project entitled "Supporting National Action to Combat the Worst Forms of Child Labour in Lebanon." In addition, private universities, such as USJ and the American University of Beirut (AUB), have conducted research on child-related issues, with a special focus on SBC.<sup>83</sup> Private hospitals are also contributing to in response to suspected cases of child abuse. Launched in 2011, there is now an official hospital-based child protection unit (CPU) at the Hotel Dieu (USJ affiliated) hospital in Beirut.<sup>84</sup>

It is important to point-out that the capacity of bodies to combat child labour have developed at different paces across the state, civil society and private sectors. However, increased state involvement has facilitated collaboration and helped synchronize the efforts of major players.

### a. State institutions

At the governmental level, ministries have set up special departments to advance child-related issues, while national committees and parliamentary working groups were formed to review laws and coordinate strategies.

The main ministries tasked with child-related issues are the Ministries of Labour, Social Affairs (MOSA), Education and Higher Education (MEHE), Justice (MOJ), Public Health (MOPH) and Interior and Municipalities (MOIM). In recent years, most of these have established departments and units dedicated specifically to child-related issues. They collaborate with NGOs to offer a range of social welfare, protective and rehabilitative services, train social workers and law enforcement, collate data on child labour, and raise community awareness. However, their work remains hampered by limited human resources, insufficient funding and a lack of implementation.

While preparing the NSDS in 2011, an IMC comprised of the six abovementioned ministries was formed, to further coordinate government reforms and take charge of monitoring and evaluation.

<sup>81</sup> The year 1979 was proclaimed the International Year of the Child by UNESCO.

<sup>82</sup> Refer to: (د. بشير عصمت (1995): 'دراسة أولية لواقع الأطفال المشردين في لبنان' - منظمة الأمم المتحدة للطفولة (يونيسيف).  
Dr. Bashir Ismat (1995): The Primary Study on the Situation of the Vagabond Children in Lebanon, UNICEF (Arabic).

<sup>83</sup> On the other hand, the Lebanese University (the public university) has introduced a PHD specialization on child's rights.

<sup>84</sup> Ecole Libanaise de Formation Sociale, USJ and Child Frontiers, op. cit., p. 66.

Other national level committees were formed, combining the main concerned ministries and other non-governmental institutions as well as international organizations. In 2001 a 'National Steering Committee Against Child Labour' was established, with a mandate to coordinate the actions of the different partners. Headed by the Minister of Social Affairs, the HCC was established in 1994 to implement the general principles of CRC. It created around 13 internal committees on different child-related issues.<sup>85</sup> Its tasks are to:

- execute national strategies concerning all aspects of child-based issues, in collaboration with the public sector, civil society and international organizations;
- recommend projects related to the child's rights
- raise awareness of the CRC through education, media, advertisements and recommend the development of specialized programmes across different sectors; and
- revise policies, legislation and other measures to ensure legal protection for children.

On the legislative level, the 'Parliamentary Committee for Motherhood and Childhood' was formed in 2000. Consisting of 12 Members of Parliament, the committee reviews and revises current laws and regulations, in compliance with international conventions. Moreover, other Lebanese parliamentary committees have made the issue of child labour one of their top priorities. Finally, a hotline line was set up for children to report abuse at the Presidential Palace.

## b. Civil society

Lebanon has historically enjoyed freedom of association and a vibrant civil society, which has expanded immensely since the end of the civil war (1975-1990), with the birth of new initiatives and institutions tackling a wealth of issues. Today, there are numerous local and international civil society institutions in Lebanon concerned with child-related issues. Nevertheless, their institutional capacities remain weak. Many non-governmental organizations lack financial security, and most of them require a standardized framework to adapt their services to the needs of the population.

In addition to civil society institutions' participation in higher committees (like the HCC) and representation in national councils (such as the National Steering Committee Against Child Labour), some of the initiatives established in the new millennium include:

**Trade Unions:** The General Confederation of Lebanese Workers established a central national committee and five regional committees to combat WFCL. These committees are well equipped and have attracted around 450 volunteers to date, whose tasks are to inspect factories and run awareness campaigns.

**Employers Organizations:** The ALI has finalized a rapid assessment on children working in the garment and footwear industry in Beirut's suburbs. Since 2000, it has worked to raise awareness of the occupational hazards facing children in various professions, targeting workers in factories and the informal sector. Moreover, ALI is a main partner, together with the ILO, in corporate social responsibility projects for children's rights.

**Local Authorities:** The most notable experiences are detailed as follows:

<sup>85</sup> The HCC committees are as follows: 1) Legislation, 2) Disabled Children, 3) Health, 4) Education and Media, 5) Children's Participation, 6) Prevention and Protection from Violence and Abuse, 7) Children in Conflict with the Law or at risk, 8) Education, 9) Early Childhood, 10) Family Environment and Alternative Care, 11) Street Children, 12) Refugee Children, and 13) Child Internet Safety.

- In coordination with the Social Development Centres (SDCs) and 22 NGOs, the municipalities of Bourj Hammoud and Sin El-Fil established a coordination committee to supervise a comprehensive regional programme against the WFCL in Beirut's northern suburbs. This programme is aimed at the most hazardous forms of labour for children such as those working at car mechanics or leather tanneries as well as children engaged child prostitution and drug-trafficking.
- The Union of Municipalities of Faiha collaborated with the Governor of Northern Lebanon to produce an action plan to execute ILO Convention No. 182, in the district of Bab al-Tebaneh, Tripoli. The project included monitoring and referral systems for children's cases involving all the concerned ministries and NGOs.

**Residential Institutions (RIs):** By 2006, the MOSA had contracted 176 residential institutions (excluding those for special needs),<sup>86</sup> housing almost 23,5000 institutionalized children.<sup>87</sup> However neither the contracted RIs, nor any other specialized institution, provide family-based interventions or alternative care.

**Local NGOs:** Various NGOs participate in national committees and higher councils for child-related issues, including the HCC and the National Steering Committee Against Child Labour in Lebanon, where they are involved in decision-making at the highest levels.

Today many NGOs contracted by the Ministries of Social Affairs and Justice deliver specialized services for child protection:

- **MOSA:** Currently, 14 NGOs<sup>88</sup> contracted by MOSA offer protective and rehabilitative services for children at high risk; six of these are day centres and another six are residential institutions, while the remaining two specialize in social integration for children released from jail. A further seven NGOs deal with drug abuse.
- **MOJ:** Currently, five NGOs<sup>89</sup> contracted by MOJ provide services for children at risk or in conflict with the law across Lebanon's governorates. These include psychological and social consultation for victimized children, community service programs as an alternative to incarceration for young offenders, vocational training and social integration.

However, the Union for Protecting Childhood in Lebanon (UPEL)<sup>90</sup> remains the sole NGO mandated to handle cases of children at risk and in conflict with the law. Unfortunately, UPEL is understaffed and suffers from budgetary constraints.<sup>91</sup> Law 422 (2002) contains an article that ends UPEL's monopoly, allowing MOJ to contract other specialized service providers. In general, the ministries' contracts with RIs and NGOs are not subject to standardized regulations, quality control or monitoring procedures.

### c. Actions to combat street child labour

In 2011, the MOSA, MOJ and the Ministry of Interior and Municipalities launched a nationwide campaign to abolish children living and working in the streets of Lebanon. To this end, a mechanism was established for the campaign, based on previous experience (especially the 1999 mechanism "to solve the street children problem")<sup>92</sup> and according to the provisions of Law 422 (2002).

<sup>86</sup> By 2010 the number of RIs contracted by MOSA has reached 185 institutions. Refer to: <http://www.socialaffairs.gov.lb/>

<sup>87</sup> CRI, (2008), Children Deprived of Family Care in Lebanon: Present situation and available alternatives - A Situational Assessment, MOSA and UNICEF.

<sup>88</sup> Ibid.

<sup>89</sup> Ibid.

<sup>90</sup> For more information about these NGOs, please refer to: <http://ahdath.justice.gov.lb/>

<sup>91</sup> UPEL was found in 1936, as a public utility associations for protection of juveniles in Lebanon.

<sup>92</sup> It was noted that UPEL employees went on strike for salary increase demands during the preparation of this study.

<sup>93</sup> Refer to: 20-21 القاضي الدكتور/ غسان رباح: 'دراسة حول الجوانب القانونية لأوضاع أطفال الشوارع في لبنان' - المجلس الأعلى للطفولة و المجلس العربي للطفولة والتنمية و الأونيسكو. الصفحات. Judge-Dr. Ghassan Rabah: 'A Study on the Legal Aspects of Street Children in Lebanon' - HCC, Arab Council for Childhood and Development and UNESCO, p.p. 20-21 (in Arabic Language).

The campaign involved tracking down and arresting children, which kept them off the streets for a few days, before they were either released or escaped from residential institutions. The campaign proved that security measures are insufficient in tackling the problem of SBC, and exposed major institutional weaknesses.<sup>94</sup>

Contracted civil society institutions, where children were detained, had a limited capacity to hold the sheer number of detained SBC. Moreover, the institutions specialized in children with special needs are restricted to children with at least one Lebanese parent, while the vast majority of detained children were foreign (mainly Syrian) or born to stateless parents. Institutions also proved incapable of dealing with infants who were taken from their panhandling mothers, upon the public prosecutor's decision, and subsequently transferred to orphanages.<sup>95</sup> This campaign ultimately proved that security measures fail to address the root causes and cannot eliminate the presence of SBC. It also grew evident that Law No. 422 is not equipped to deal with children living or working in the streets of Lebanon.

Some of the problems were due to bureaucracy, miscommunication and lack of cooperation across and among the different ministerial departments and tasked units. In general, there was a lack of specialized social workers that could rise to the unforeseen challenges presented by the campaign. Financial resources required to cover the additional costs were lacking.

In conclusion, it was found that focusing on SBC as individual delinquents, by ignoring their family backgrounds, broader social contexts and root causes, ultimately harms efforts to eliminate this phenomenon. Future approaches must abstain from removing children from their families, breaking down family ties, without offering alternatives, as well as detaining them in closed institutions instead of reaching them gradually 'on site.'

<sup>94</sup> This section of the study is based on the assessment report produced by MOSA - the juvenile protection division - concerning the 'Execution Mechanisms of the Street Children Campaign'. Refer to: 2011 - وزارة الشؤون الاجتماعية - قسم حماية الأحداث: 'تقرير حول تطبيق الآلية لمواجهة ظاهرة أطفال الشوارع' - 2011

<sup>95</sup> The public prosecutor's decision to detach infants from their mothers opposes child rights according to CRC.

## V- LIST OF REFERENCES

### 1- STATISTICAL REFERENCES

1. Living conditions of the Lebanese Households in 1997, Central Administration of Statistics.
2. Living conditions of Households – The National Survey of Household Living Conditions - 2004, Central Administration of Statistics.
3. CAS: The Labour Market in Lebanon – 2011.
4. CAS: Education in Lebanon – 2012.
5. CAS: Population and Housing in Lebanon – 2012.

### 2- NATIONAL STRATEGIES AND INSTITUTIONAL ACTION PLANS

6. MOSA: The National Social Development Strategy (2011-2015)
7. HCC and MOSA: Annual Action Plan – 2011
8. Ministry of education and Higher education: The Education Sector Development Plan (2010-2015)
9. The National Education Strategy (2007)
10. Ministry of Health Strategic Plan (2007)
11. Ministry of labour: The National Policy and Programme framework for Child Labour (2002 - adopted 2005)

### 3- INTERNATIONAL CONFERENCES AND CONVENTIONS

12. ILO: Action against Child Labour in Lebanon: A Mapping of Policy and Normative initiatives (2012)
13. The 1989 United Nations Convention on the Rights of the Child
14. ILO: the 13th International Conference of Labour Statisticians, 1982
15. ILO: the 18th International Conference of Labour Statisticians
16. ILO: Accelerating action against child labour - for children working and/or living on the street – 2010
17. ILO, UNICEF and WB: Enfants mendiants dans la region de Dakar – 2007
18. ILO: Etude sur les enfants mendiants au Mali - dans les Régions de Ségou, Moptiet le District de Bamako – 2012.
19. ILO: Working Street Children in Bucharest: A Rapid Assessment – 2002
20. ILO: Turkey Working Street Children in Three Metropolitan Cities: A Rapid Assessment – 2001
21. Dr. Sarah Thomas de Benitez and Consortium for Street Children: State of the World's Street Children: Research
22. Dr. Sarah Thomas de Benitez and Consortium for Street Children: State of the World's Street Children: Violence
23. The United Nations System of National Accounts
24. Human Rights Council Resolution 16/12 of 24 March 2011 on the protection and promotion of the rights of children working and/or living on the street
25. The Convention on the Rights of the Child.
26. OHCHR: a global research paper by independent consultant, Dr. Sarah Thomas de Benitez (available at <http://www.ohchr.org/EN/Issues/Children/Study/Pages/childrenonthestreet.aspx>)
27. OHCHR: a paper on the views of children led by the Consortium for Street Children (available at <http://www.ohchr.org/EN/Issues/Children/Study/Pages/childrenonthestreet.aspx>)
28. OHCHR: the Secretary- General's Study on Violence against Children,



29. OHCHR: the Special Representative of the Secretary-General on violence against children
30. OHCHR: the Committee on the Rights of the Child
31. General comments of The Committee on the Rights of the Child, in particular:
32. No. 13 (2011) on the right of the child to freedom from all forms of violence,
33. No. 12 (2009) on the right of the child to be heard; and
34. No. 10 (2007) on children's rights in juvenile justice
35. Article 7 of the Convention on the Rights of Persons with Disabilities
36. The Protocol to Prevent, Suppress and Punish Trafficking in Persons, especially Women and Children
37. Several non-binding instruments which set standards on juvenile justice, such as:
38. The United Nations Standard Minimum Rules for the Administration of Juvenile Justice (The Beijing Rules),
39. The United Nations Guidelines for the Prevention of Juvenile Delinquency (The Riyadh Guidelines); and
40. The United Nations Rules for the Protection of Juveniles Deprived of their Liberty (Havana Rules)
41. The Constitution of Lebanon (amended in 1990)
42. Law of 23 September 1946, Labour Code (modified 31 December 1993 and 24 July 1996)
43. Law 422 of 2002 on the protection of delinquent minors and children in danger.
44. Decree No. 8987 of 2 October 2012 on the prohibition of employment of minors under the age of 18 in works that may harm their health, safety or morals
45. ILO Night Work Convention No. 171 (1990)
46. UNICEF: "The Multiple Indicator Cluster Survey" – 2000
47. UNICEF: "The Multiple Indicator Cluster Survey" – 2009
48. UNICEF, USJ, HCC and Ministry of Social Affairs: "Strengthening the Child Protection System in Lebanon – Challenges and Opportunities" – 2011
49. CRI: Child Labour in Lebanon – Present Situation and General Recommendations for a Future National Policy – 2002.
50. Altai Consulting and ILO: A Rapid Assessment on Child Labour in Kabul – 2008.
51. Ennew, J. and J. Swart-Kruger, (2003) "Introduction: Homes, Places and Spaces in the Construction of Street Children and Street Youth", Children, Youth and Environments, Vol. 13, No.1 (Spring 2003)

1. "وضع الأطفال في لبنان 2000"، أعدتها ادارة الاحصاء المركزي بالتعاون مع منظمة الأمم المتحدة للطفولة في العام 2000، ونشرت النتائج النهائية في صيف العام 2003.
2. مسح المعطيات الإحصائية للسكان والمساكن - وزارة الشؤون الاجتماعية، 1996
3. اتفاقيات العمل الدولية المبرمة بموجب المرسوم الاشتراعي رقم 70 تاريخ 25/6/1977
4. اتفاقية العمل الدولية رقم 59 المتعلقة بالحد الأدنى لسن تشغيل الأحداث في الأعمال الصناعية
5. اتفاقية العمل الدولية رقم 77 المتعلقة بالفحص الطبي للأحداث (الصناعة)
6. اتفاقية العمل الدولية رقم 78 المتعلقة بالفحص الطبي للأحداث (المهن غير الصناعية)
7. اتفاقية العمل الدولية رقم 182 (تحضير أسوأ أشكال عمل الأطفال) المبرمة بموجب القانون رقم 335 تاريخ 2/8/2001 والتوصية 190
8. اتفاقية العمل الدولية رقم 138 (الحد الأدنى لسن الاستخدام) المبرمة بموجب القانون رقم 400 تاريخ 5/6/2002
9. اتفاقية العمل العربية رقم 18 (بشأن عمل الأحداث) المبرمة بموجب القانون رقم 183 تاريخ 24/5/2000
10. المرسوم رقم 5137 تاريخ 1/10/2010 (تشكيل لجنة وطنية لمكافحة عمل الأطفال)
11. المرسوم رقم 700 تاريخ 25/5/1999 (تحضير استخدام الأحداث قبل إكمالهم سن السادسة عشرة أو السابعة عشرة في الأعمال الخطرة بطبيعتها التي تشكل خطراً على صحتهم أو سلامتهم أو سلوكهم الأخلاقي)
12. مؤسسة البحوث والاستشارات: الاطفال العاملون في الشوارع - 2004.
13. مؤسسة البحوث والاستشارات: الأطفال المحرومون من الرعاية الأسرية في لبنان بين الرعاية المؤسسية والرعاية البديلة - الوضع الراهن والبدائل المتاحة- 2008.
14. وزارة الشؤون الاجتماعية - المجلس الاعلى للطفولة: الاستراتيجية الوطنية لوقاية وحماية الاطفال من جميع اشكال العنف وسوء المعاملة والاهمال - 2012.
15. وزارة الشؤون الاجتماعية - المجلس الاعلى للطفولة: تقرير عن التقدم المحرز حول أوضاع الاطفال في لبنان - 2003-2006.
16. ادارة الاحصاء المركزي ومنظمة الامم المتحدة للطفولة: المسح العنقودي متعدد المؤشرات - الدورة الثالثة- 2009.

